golby+luck
landscape architects

Land East of Lutterworth Road, Burbage

Landscape Management Plan

Davidsons Homes South Midlands

Report Issue 2

14th June 2022 (Revised 30th November 2023)

Author: Andy Danns

Ref: GL1199

CONTENTS

1. Management operations..... 2
2. Management scheme review & maintenance schedule..... 15

Appendix A – GL1199 01 to 05 Revision C, Soft Landscape Proposals

Golby + Luck Ltd
Wilson House
207 Leicester Road
Ibstock
Leicestershire
LE67 6HP

t: 01530 265688
e: info@golbyandluck.co.uk
w: www.golbyandluck.co.uk

1. MANAGEMENT OPERATIONS

Introduction

1.1 This Landscape Management Plan has been prepared by Golby + Luck Landscape Architects in support of the planning application by Davidsons Homes South Midlands for residential development at Burbage. This document provides a comprehensive schedule of maintenance for annual operations and long-term management plan for the proposed open spaces.

1.2 The initial landscape contract will include 12 months maintenance and defect liability period. Following the initial 12-month maintenance defect liability period the landscape areas will be covered by the approved Contractor who will take responsibility for all hard and soft landscape elements on a running contract managed by the appointed residents Management Company. This plan will run in perpetuity and will be reviewed at 5 year intervals so that operations can be adapted to the development of the landscaping scheme.

1.3 The overall objectives for this management plan are:

- To secure the long-term health and retention of the existing trees and hedgerows to the site and secure wildlife and ecological benefits where possible;
- To secure the implementation and establishment of the proposed landscaping scheme, and to secure wildlife and ecological benefits;
- To establish a functional and attractive public open space network that contributes to the visual amenity of the site and enjoyment by users;
- To ensure best horticultural and health and safety practices at all times;
- To maintain high standards of landscape development thorough considered management procedures;
- To ensure that methods employed respect and encourage wildlife at all times; and
- Defects in the landscape are identified early and addressed promptly.

1.4 This document should be read in conjunction with the latest revision of the site landscape proposals, see **Appendix A**. This drawing details all existing and proposed habitats.

Insurances and Certification

1.5 The appointed Contractor must provide details of all necessary insurances and certification to carry-out the works specified in this management plan. It is the responsibility of the Management Company to ensure that all submitted insurances and certificates are up to date and provide the appropriate level of cover for the specified works.

Landscape Operations

1.6 The following sets out the landscape components that are considered in detail in this management plan:

- Litter and debris removal;
- Management of existing trees and hedgerows;
- Amenity grass cutting;
- Meadow grass cutting;
- Native tree and shrub maintenance;
- Amenity tree and shrub maintenance;
- Hedgerow maintenance;
- SUDS maintenance;
- Hard landscape and site furniture maintenance; and
- Children's play area.

Environmental Considerations

1.7 All chemical weed control must be carried out by suitably trained staff in accordance with the manufacturers recommendations and the legislation set out below:

- The Food and Environment Protection Act (1985);
- The Control of Pesticides Regulations 1986 (COPR) (as amended 1997);
- The Control of Substances Hazardous to Health Regulations (2002);
- The Environment Protection Act (1990)

1.8 It is the Contractors responsibility to ensure that all operatives are conversant with the foregoing legislation and other relevant Codes of Practice and British Standards. The Contractor will make any notifications as are required under the terms of The Food and Environment Protection Act (1985), and will be responsible for any damage caused through the inappropriate use or application of any such hazardous substances.

1.9 Horticultural peat is not to be used as mulch on any beds or as a soil conditioner.

1.10 Where appropriate arisings from the site should be recycled. In the case of fallen or lopped tree material this can be located within areas of undergrowth, away from key public spaces, to form eco-stacks. The creation of such features must be done so in consultation with the Management Company and should not be used as a measure to dump arisings on the site.

1.11 All arisings (unless otherwise specified) will be removed from site and deposited at an approved tip or registered green compost facility.

1.12 Watering operations will be carried out as specified in this management plan. A water source will be identified by the Management Company. If no water source is available then watering will be carried out using a bowser.

Landscape Management Preambles

1.13 The Contractor will visit the site and take note of all existing conditions including levels, condition of vegetation, soil conditions, and access. No claims that are based on a lack of understanding of the site or the nature of the work required to carry out the operations in this plan will be entertained.

1.14 At all times care will be taken to avoid interference with the established levels and contours of the ground, and to avoid damage to footpaths, roads, drains, manholes and existing structures and vegetation. Damage so occasioned is to be made good at the Contractors expense.

1.15 All work will be carried out by experienced and qualified operatives holding the necessary training certificates to undertake the prescribed works. All works detailed in the following specifications shall be carried out in accordance with good horticultural practice, using materials, plant and machinery appropriate to the task, undertaken in such a manner that avoids damage and/or nuisance to the site and its surroundings. Any plant material that dies as a result of the Contractors neglect will be replaced at their cost.

Litter Removal

1.16 The Contractor will ensure that the entire site is kept free of litter and other debris through a regular programme of monitoring, collection and disposal, coinciding with visits to maintain grassed areas and planting.

1.17 Particular care will be taken to remove all broken bottles, glass, tins, sharp objects and other items likely to constitute a hazard to the public.

1.18 The Contractor will take particular care when carrying out litter collection to ensure that any discarded needles or syringes are removed as soon as they are discovered. Such items must be packaged separately from other litter, and be contained within appropriately labelled, puncture-proof sharps containers and disposed of in a safe manner.

1.19 The Contractor must ensure that all operatives likely to come into contact with needles and syringes have been instructed in the means of safe collection and disposal, and that they have

been issued with, and wear, adequate protective gloves and footwear to protect against penetration of needles and other sharp objects.

1.20 All litter and debris shall be removed off site to an authorised tip specified by the Contractor.

1.21 This shall be carried out in accordance with the Code of Practice on Litter and Refuse issued under Section 89 of the Environment Protection Act (1990).

Management of Existing Trees and Hedgerows

1.22 Following the completion of the construction phase and commencement of the landscape management phase all levels and surface finishes will be checked around all retained trees and boundary hedgerows. Where levels and/or surfaces are considered unsatisfactory these will be rectified to a satisfactory condition.

1.23 At each visit all trees and hedgerows will be inspected and cleared of litter and debris in accordance with the details set out above.

1.24 All works to trees and hedgerows will be carried out to avoid the Birds Nesting Season (March to August inclusive). Any works to retained trees must be approved by a qualified Ecologist to safeguard potential bat habitat.

1.25 Retained trees will be inspected at each visit and any deadwood considered dangerous will be removed in accordance with the recommendations set out in BS 3998: 2010 'Tree work recommendations'.

1.26 Any deadwood in trees will be either retained on site in the form of eco stacks/vegetation piles or removed from site to a registered tip.

1.27 Retained native hedgerows will be cut every other year, or on a rotation cycle to ensure that not all sections of hedgerow are cut in the same growing season. Where appropriate sections of hedgerow should be left to allow the maximum opportunity to:

- Encourage species diversity;
- Provide suitable habitat for ground foraging wildlife;
- Provide suitable habitat for nesting birds and insects; and
- Maximise opportunity for pollen and nectar production as a resource for bees and butterflies.

1.28 Operations should be carried out to encourage the wildlife and biodiversity potential of all native hedgerows. Further guidance can be found in Hedgerow cutting: answers to 18 common questions – Natural England (2007). Reference should also be made to Hedgelink UK (www.hedgelink.org.uk).

1.29 Native hedgerow margins (existing & proposed): where hedgerows adjoin amenity grassland a minimum margin width of 500mm shall be maintained as longer grass for bio-diversity value. Grass shall be cut once per annum to 300mm in height. Grass shall be cut by means of tractor mounted or pedestrian guided rotary, flail or reciprocating blade machines.

1.30 Suitable safety precautions should be taken during cutting to protect workers carrying out the task and members of the public from any hazards that could potentially be caused by this work.

1.31 Where necessary the hedgerow will be gapped up using appropriate native species to be planted as transplanted and/or container stock with proprietary spiral guards and cane supports and/or shrub shelters and stakes, as necessary.

1.32 All arisings are to be removed from site to the Contractors specified tip.

Amenity Grassland

1.33 Prior to cutting all areas will be cleared of litter and debris in accordance with the section detailed above.

1.34 All operations will be carried out using machinery appropriate to the task; cylinder, rotary or mulch mowers. Mowing operations will only be carried out during appropriate weather conditions avoiding sustained periods of rain, heavy frost, snow, and waterlogging.

1.35 Operations will be suspended where ground conditions prevent the use of machinery without damage to the ground surface. Where operations are suspended due to unsuitable conditions additional maintenance visits will be agreed in order to maintain the sward within acceptable growth limits.

1.36 During each maintenance visit the Contractor will cut adjacent to fences, walls, kerbs, paths, trees and other boundaries or obstacles using equipment suitable to the task. Strimmers will not be used around the base of trees. Strimming will be restricted leaving an un-cut sward at the base of each trees of a radius of not less than 500mm from the outside edge of the trunk. The frequency of cuts shall remain flexible in order to accommodate growth rates and weather conditions. As a general guide cutting is likely to be required every two weeks in high maintenance areas, ensuring that the sward height does not exceed 75mm and that the

presence of flowering weed species is supressed. The height of cut shall be 30mm. The Contractor is required to assess growing conditions and adjust maintenance schedules as necessary, taking into account bulb planting where it occurs.

1.37 All cuttings are to be evenly dispersed over the ground.

1.38 Following cutting, all grass clippings and other debris shall be swept from adjacent areas of hard standing and removed from site to an authorised tip, or dispersed over the plot.

Meadow Grassland

1.39 During the 1st year of establishment meadow grassland will be cut twice in each growing month to maintain a balance between the faster growing species and flowers. The grassland will be mown to a height of 40-60mm with arisings cleared from the site.

1.40 In following seasons prior to cutting all areas shall be cleared of litter and debris in accordance with the section detailed above. To maintain diversity, all meadow grass areas will be cut annually in late July to end of August following flowering (the summer hay cut). An autumn cut will be carried out in November to leave the grass short over the winter period (cut to 40-75mm). If required a spring cut should be carried out prior to the end of May to remove the first flush of grass (cut to 40-75mm). All arisings are to be removed from site unless otherwise directed.

1.41 The diversity of the grassland should be subject to on-going monitoring to ensure maximum ecological benefit.

Native Tree and Shrub Planting

1.42 Native tree and shrub planting will be managed to achieve full natural growth potential and deliver its landscape function.

1.43 Year 1. Areas of new tree and shrub planting will be attended to monthly. All stock deemed to be dead, dying or diseased within this period will be replaced. Weed clearance: all planting areas are to be kept weed free by hand weeding or herbicide treatment.

Litter clearance: all litter is to be removed from planting beds

Watering: planting areas are to be brought up to field capacity at each visit and each tree is to receive 20 gallons

Checking trees: all tree ties and stakes are to be checked and adjusted if too loose, too tight or if chafing is occurring; any broken stakes are to be replaced.

Formative pruning: any damaged shoots/branches are to be pruned back to healthy wood; plants are to be pruned in accordance with good horticultural practice to maintain healthy

well-shaped specimens. Trees adjoining pedestrian or vehicular thoroughfares should be crown-lifted as necessary to maintain suitable clearance.

1.44 Year's two to five inclusive. Areas of new tree and shrub planting will be attended to three times during the growing season (April to September inclusive) and one during the dormant period (October to March inclusive). The following operations will be carried out on each visit:

Litter clearance: all litter is to be removed from planting beds.

Firming up: all plants to be checked and firmed up in the ground as necessary.

Pruning: any damaged shoots/branches are to be pruned back to healthy wood using secateurs cutting back to above a live outward facing bud or shoot. Trees adjoining pedestrian or vehicular thoroughfares should be crown-lifted as necessary to maintain suitable clearance.

Weed clearance: weed growth to be eliminated during summer visits with a suitable translocated herbicide such as 'Round-up', in line with the manufacturer's instructions and in compliance with the Pesticides Act 1998. Tree shelters shall be lifted as necessary to achieve weed control and re-firmed in the ground after completion of the work. Dead weed material shall be removed during the following visit to site.

Grass control: grass growth within the planting beds shall be treated during the winter visit with a suitable residual herbicide such as 'Kerb' (pbi), in line with the manufacturer's instructions and in compliance with the Pesticides Act 1998.

Tree shelters: tree shelters (if fitted) shall be checked at each visit, stakes firmed up as necessary and ties adjusted. Any missing or vandalised shelters or ties shall be replaced and lopsided shelters straightened.

Dead trees/shrubs: any dead trees or shrubs are to be removed and the resulting hole filled. Replacement planting is to be carried out during the next planting season.

1.45 Year 6 onwards. The appropriate level of annual maintenance for new tree and shrub planting will be dependent on how well the trees and shrubs have established. The number of maintenance visits will generally be reduced from year six onwards, although the same operations as described above are likely to be required until at least year ten. At least two visits should be undertaken each year, one at the start of the growing season and one at the end of the growing season to inspect stakes and ties. Any looseness, constriction or abrasion will be corrected by adjustment or replacement as needed. Where stakes are no longer required, they will be removed from site. Dead trees are to be replaced, as required. At year

ten the overall condition and structure of planting will be reviewed and a programme for future management prepared.

Specimen Tree Planting

1.46 All tree works will be carried out in accordance with BS8545: 2014 'Trees: from nursery to independence in the landscape – Recommendations'. More specifically all trees will be inspected at each visit in accordance with the young tree quality assessment set out under Figure D.4 (page 53) of BS8545. Formative pruning will be carried as necessary in accordance with Figure G.1 (page 73) of the BS8545. Trees identified as being defective, declining, or damaged by the adopting authority will be replaced at the Contractor's expense, unless evidence can be provided to demonstrate that the defective nature, decline, or damage to the tree(s) was beyond the control of the Contractor.

1.47 In years 1 – 5 following planting, trees are to be watered as required between March and September to maintain a vigorous and healthy condition. Trees are to receive 5 gallons of water per tree or be watered to field capacity. As a guide, a minimum of 12 watering visits are likely to be required annually in years 1 – 3, however, this may be adjusted relative to weather conditions such as prolonged dry or wet spells. Where necessary, a suitable nitrogen, phosphorus and potassium (N:P:K) fertiliser should also be selected by the Contractor, based on the site's existing soil conditions, and applied to trees in April.

1.48 All staked trees will be inspected at each maintenance visit, and any trees which have died or are excessively damage will be removed from site, complete with the stake, and the ground reinstated.

1.49 Mulched areas around trees will be maintained to an acceptable standard (see details on mulching standard set out below in reference to amenity shrub planting).

1.50 At the start and end of each growing season all stakes, ties and guying systems will be inspected. Any looseness, constriction or abrasion will be corrected by adjustment or replacement as necessary. Where the support of a stake is no longer required the stake will be removed from site.

1.51 Any trees which have died as a result of the Contractors operations or omissions will be replaced by the Contractor at their expense during the next planting season.

1.52 Where the appointing company has agreed that plant deaths have arisen due to circumstances out of the control of the Contractor, replacement planting will be instructed by the appointing company and paid for at an agreed rate.

Amenity Shrub Planting

1.53 During years 1-5 or until canopy closure, planting will be maintained during annual visits.

1.54 Prior to maintenance, all areas shall be cleared of litter and debris in accordance with details set out above.

1.55 All plants will be checked and where necessary firmed into the ground.

1.56 Any damaged shoots or branches will be pruned using secateurs.

1.57 The Contractor will ensure that all shrub beds are maintained 90% free of weed growth. This shall normally be achieved by the application of appropriate contact or residual herbicides, although it remains the responsibility of the Contractor to adopt other methods where herbicide application is unsuccessful or impractical.

1.58 The Contractor will remove any dead, dying or diseased plants, during each maintenance visit. The appointing company will be informed of the location, number and species of all material that has been removed. Any plants that have died as a result of the Contractor's operations or omissions will be replaced by the Contractor at their expense during the next planting season.

1.59 Where the appointing company has agreed that plant deaths have arisen due to circumstances out of the control of the Contractor, replacement planting will be instructed by the appointing company and paid for at an agreed rate.

1.60 All replacement planting will be carried out using similar species to those removed unless alternative species are agreed with the appointing company.

1.61 In any mulched beds where the depth of cover is below 50mm additional mulch will be added to maintain a minimum of 50mm of cover.

1.62 The Contractor will clean all hard standing, gullies, drains, and grassed areas of soil spillage, bark mulch, and leaves. All arisings will be removed from Site to an approved tip.

Hedgerow Planting

1.63 Prior to maintenance, the hedge line shall be cleared of litter and debris in accordance with the litter removal section as detailed above.

1.64 Pruning will be carried out using mechanical cutters according to the type of hedge. Correct equipment and attachments must be used.

1.65 All cuts will be clean, and any ragged edges will be removed using a sharp knife except where it has agreed that a side arm flail or reciprocating knife blade mechanical cutter may be used to carry out the work.

1.66 Unless otherwise stated, current growth will be removed back to a regular line and shape with the width at the top edge less than at the base and the general shape as that which existed at the completion of the last approved pruning.

1.67 Frequency of hedge cutting will depend on the species mix and the locality of the hedge. In general, field hedges will be cut once per year although more ornamental species may require a second cut. Hedge growth will be monitored throughout the year and pruned if excess growth presents an obstruction.

1.68 The base of hedges shall be inspected and if necessary kept free of weeds throughout the growing season by the use of translocated herbicides such as 'Round-up' glyphosate herbicide, in accordance with manufacturer's instructions, in line with the manufacturer's instructions and in compliance with the Pesticides Acts (1998). If appropriate mechanical methods to be used. Dead weed material shall be removed during the following visit to site. In locations where the development of a base layer is desirable herbicide application should not be carried out. Such locations are to be agreed with by the appointing company.

SUDS Facility

1.69 The grass areas within the facility have been specified to cater for seasonal flooding and damp conditions, and will only require limited management. In addition areas of native shrub planting with tree planting have been specified to the boundaries of the facility to provide increase habitat and foraging opportunities.

1.70 The attenuation pond will be managed in accordance with CIRIA SUDs Manual C753. At each maintenance visit the Contractor will inspect the SUDS facility and remove any branches and leaf debris and/or any other object that are likely to restrict water flow/capacity. All areas will be inspected and cleared of litter and other debris in accordance with the details set out above.

1.71 The Contractor will inspect all outfall features, check grilles (if present), and remove any obstructions.

1.72 Excess silt is to be removed from the base of facilities to maintain volume capacity and safeguard functionality of the balancing ponds themselves as necessary. A suggested 5-10

year clean-out cycle is to be adopted initially but this is to be monitored and reviewed by the contractor.

1.73 Where material is removed it should be placed for a 2 week period at the edge of the pond to allow insects and creature to return to the waterbody. Following this period all material will be removed from site to the Contractor's tip.

1.74 The management of the pond should be reviewed by the ecological consultant and appropriate measure taken to enhance biodiversity and wildlife potential where appropriate, and without affecting the drainage function of the pond.

1.75 In the event of a pollution incident, such as oils or petrol residues, they shall be removed and disposed using safe standard practices in accordance with Water Quality Criteria set out in The SUDS Manual CIRIA C753, and the requirements of the Environment Agency or Internal Drainage Board. The regular maintenance of outfalls and other associated flow control measures will aid the contaminant if a pollution event occurs.

Hard Surfaces and Street Furniture

1.76 The Contractor will check at each visit that all the hard surfaces and street furniture is safe and fit for purpose.

1.77 Hard surfaces are to be reviewed at each visit. Any damage is to be recorded and made good either during the visit or at the following visit. If the repairs cannot be carried out or completed the Contractor will make the area safe and/or cordon off any sections that present a hazard. Any such areas will be made good as soon as practically possible. Every effort should be made to match into the original materials, making sure line/levels are correctly adhered to.

1.78 All roads and paths will be treated with a suitable herbicide spray in accordance with Manufacturer's recommendations to remove weeds and moss. Hard surfaces will be swept at each visit.

1.79 All furniture will be maintained to a standard so that it is clean, safe and fit for purpose at all times. Any damage will be made good during the maintenance visit. Otherwise the item will be made safe and/or cordoned off and made good as soon a practically possible. All repairs to street furniture will be carried out using parts sourced from the supplying manufacturer and carried out in accordance with their guidelines.

Children's Play Area

1.80 Prior to the play area opening for public use the Management Entity will produce a play area risk assessment in accordance with the Management of Health and Safety at Work Regulations 1999 and RoSPA guidelines. This will include the identification of 'risk', assessing the risk and actions for risk reduction. This will be retained by the Management Entity and reviewed on an annual basis.

1.81 At each maintenance visit all areas will be cleared of litter and debris in accordance with the section set out above.

1.82 All areas for play will be inspected and maintained in accordance with requirements of BS EN 1176/77 and best practice guidelines from the Royal Society for the Presentation of Accidents (ROSPA).

1.83 Recorded weekly safety inspections will be carried out by RoSPA qualified play inspectors, followed up by a 6 weekly structural check. The frequency may vary depending on use or with any variation agreed with the Management Entity and Local Authority following best practice guidance.

1.84 A visual assessment of all facilities will be undertaken at each site visit by the Management Entity. Any defects or hazards considered dangerous are to be dealt with immediately by immobilising the item and making the item safe until repair and only if necessary, will the play facilities will be closed until appropriate measures have been taken to make the facilities safe and fit for purpose. The Local Authority is to be notified of any closures

1.85 All inspections as set out above are to be carried out by a suitably qualified person (please refer to the Register of Play Inspectors International (RPII) for requirements).

1.86 An Outdoor Annual Inspector accredited by the RPII shall carry out certified inspections annually, and permanent record maintained to ensure continued compliance with legislation.

1.87 Contact details for the Management Entity will be displayed in a suitable location at each play facility and updated should this change promptly. The contact information must include a direct telephone number so that any faults can be reported and dealt with in an appropriate timeframe. The Management Entity to have out of hours arrangements to allow reporting of faults at any time.

1.88 Maintenance of equipment and safety surfacing will be undertaken in strict accordance with the manufacturer's recommendations. This will include painting, vandalism, graffiti and sweeping.

1.89 All replacement parts must be sourced from an accredited manufacturer/supplier and be appropriate for the intended use. The Management Entity is to retain a record of all warranty inspections, maintenance, repairs and modifications carried out to any part of the play apparatus and/or associated safety surfacing.

2. MANAGEMENT SCHEME REVIEW & MAINTENANCE SCHEDULE

2.1 The sequence of agreement, monitoring and review is set out below. It is envisaged that at each stage agreement will be reached between the Contractor, Management Company, and the Local Authority. It is the responsibility of the Contractor to bring to the attention of the Management Company any issues that require immediate attention. Any such issues left unchecked that result in permanent damage or degradation of the landscape and associated environment will be put right at the Contractors expense. The stages of agreement, monitoring and review are set out below:

- Management scheme and annual maintenance schedules to be agreed by all parties involved (including the Local Authority) in the on-going management of the landscape and features specific to this plan;
- At the end of year 1 the Contractor, Management Company and the Local Authority are to meet on site and review all open spaces;
- Following this monitoring stage appropriate adjustments to the management objectives, operations and frequencies of visits are to be agreed in writing between the Contractor, Management Company, and the Local Authority;
- Monitoring visits and amendments to the plan are to be continuous between years 1 to years 5;
- At the end of year 5 there will be a wholesale review of this scheme and any changes to it (including the removal/insertion of operations and/or the change in frequency of operations) will be agreed between the Contractor, Management Company, and the Local Authority.

2.2 The following tables set out the Year 1 maintenance schedule.

Management Scope/Maintenance Activity	Jan	Feb	Mar	Apr	May	Jun	Jul	Aug	Sep	Oct	Nov	Dec
Litter & debris removal												
Pick all litter from areas of hard and soft landscape and remove from site.	•	•	•	•	•	•	•	•	•	•	•	•
Existing Trees and Hedgerows												
Inspect all existing trees and hedgerows.	•	•	•	•	•	•	•	•	•	•	•	•
Action required works to existing trees and hedgerows. Where possible works should be programmed for dormant period (October to March). Carry out works in accordance with BS 3998: 2010.	•	•	•							•	•	•
Carry out hedgerow maintenance biennially and adopt a rotational maintenance strategy to ensure that not all hedgerows are cut in the same growing season.										Biennial rotation cut		
Inspect hedgerow at each visit carryout infill planting measures as necessary.	•	•	•						•	•	•	•
Remove cuttings from site.										•		
Amenity grassland												
Cut grass and remove arisings from site.				•	•	•	•	•	•			
Control/remove weeds.				•	•	•	•	•	•			
Repair worn areas.				•	•	•	•	•	•			
Remove cuttings from site.										•		
Meadow grassland												

Management Scope/Maintenance Activity	Jan	Feb	Mar	Apr	May	Jun	Jul	Aug	Sep	Oct	Nov	Dec
Cut grassland twice in each growing month (**Year 1 only**).				•	•	•	•	•	•			
Cut grass in following years once between late July and end of August.							•	•				
Autumn cut carried out to leave grassland short over the winter period (40-75cm).											•	
As required a spring cut can be carried out to remove the initial flush of grass cover.				•								
Native tree & shrub planting												
Hand weed (Or if necessary, spray ground with herbicide). No strimmers to transplant areas.	•			•		•			•			
Replace shelters and guards as necessary, firm plants as required.	•			•		•			•			
Replace dead/dying/vandalised transplants and shelters.	•											
Prune back plants encroaching over kerbs/road edges etc.				•		•			•			
Remove shelters/stakes/ties from established plants.	Approximately 4-5 years after planting											
Coppice shrubs species (except Holly).	Approximately 4-5 years after planting. Carryout works between October to March											
Specimen tree, shrub & hedge planting												
Spray grass and weeds (no strimmers to bases).				•		•			•			
Water and fertilise as necessary as specified.			•	•	•	•	•	•	•			
Adjust/ replace stakes/ties/guards as necessary.	•	•	•	•	•	•	•	•	•	•	•	•
Check stability/remove stakes/guys when ready.	Approximately 4-5 years after planting											
Replace dead/dying/vandalised trees.	•	•	•								•	•

Management Scope/Maintenance Activity	Jan	Feb	Mar	Apr	May	Jun	Jul	Aug	Sep	Oct	Nov	Dec
Deal with individual problems as they arise.	•	•	•	•	•	•	•	•	•	•	•	•
Prune to BS. 3998 2010 or horticultural standards as appropriate for species.			•							•		
SUD's Facility												
Inspect SUDS facility and remove all litter and debris. Ensure that channel and outfalls are free of obstructions.	•	•	•	•	•	•	•	•	•	•	•	•
Programme specific operation to remove leaf litter during autumn months. Allow for 2 week creep back period.	•	•								•	•	•
Mow grassland within SUDS facility.			•	•				•	•			
Annual inspection to review management and agree wildlife and biodiversity enhancement measures.										•		
Hard landscape & site furniture												
Inspect, clean, repair or replace.	•	•	•	•	•	•	•	•	•	•	•	•
Where repairs cannot be made good at time of visit and additional visit will be programmed as soon as practically possible to make any repair good and the item fit for purpose. During any such delay it is the Contractor's responsibility to ensure that all areas are made safe and remain safe until any such repairs are completed.	•	•	•	•	•	•	•	•	•	•	•	•
Children's Play Area												
Visually inspect children's play areas. Inspection to be carried out by qualified	•	•	•	•	•	•	•	•	•	•	•	•

Management Scope/Maintenance Activity	Jan	Feb	Mar	Apr	May	Jun	Jul	Aug	Sep	Oct	Nov	Dec
staff member. Observe any hazards, defect or act of vandalism.	Initially frequency of play area maintenance to be every visit. To be reviewed / determined more accurately once in use and usage pattern can be confirmed. Best practice to be followed with any variation to monthly inspections will be agreed with the appointing authority.											
Any repairs are to be carried out during the inspection. Otherwise the facility is to be made safe and works programmed within a reasonable timeframe.	Any repair works that cannot be carried out at the maintenance visit are to be programmed in as soon a practically possible taking into consideration order lead in times etc. Any temporary closure of and/or partial closure of the facility is to be checked on a daily basis to ensure that the area remain safe and for purpose until such time that the facility is in full working order.											

APPENDIX A

Golby + Luck Soft Landscape Proposal GL1199 01-05 Revision C

Specification Notes:

All plants shall conform to BS 3936 and be in accordance with the National Plant Specification. Supplying nurseries shall be Registered under the HTA Nursery Certification Scheme. All plants shall be packed and transported in accordance with the Code of Practice for Plant Handling as produced by CPSE.

No species, variety, size or position to be amended without the Landscape Architects prior approval.

If the formation level is compacted it should be ripped through before topsoiling. Topsoil depths to be 300mm for shrub beds and 150mm for grass areas.

All landscape proposals must be referred to by the Structural Engineer during foundation design.

All planting has been indicated making every effort to avoid conflict with highway land. Prior to submission it is the clients responsibility to ensure that all landscaping is reviewed by the project manager/highway engineer to ensure there is not conflict with highway land and future adoptions.

Before trees are planted, the Landscape Contractor shall ascertain the location of drains from the site manager, and shall if necessary make minor adjustments to tree positions to ensure that they are planted at least 1.5m from drains. They should however be planted no closer to houses/garages than is shown on the drawing, and if shown located in shrub beds, the shape of the latter should be adjusted if necessary to accommodate the revised tree position.

If planting conditions are particularly poor e.g. waterlogged/frozen ground or poor soils, the Site Manager must be notified. All works will halt until conditions are considered acceptable.

All trees, ornamental planting and identified native planting to be mulched to a depth of 75mm and in accordance with horticultural best practice guidelines ensuring plants are not buried.

All bare root stock shall be root dipped in an approved water-retaining polymer. If planting is required outside the October-March season, bare root trees will be replaced by a containerised equivalent to be approved by the project landscape architect.

Planting in pedestrian visibility splays: Any planting stock specified in pedestrian visibility splays and exceeding 0.60m in height is to be cut down to 0.45m in height at the time of planting. It shall be maintained at a height not exceeding 0.60m in height in perpetuity.

Trees: All tree locations and species must be taken into consideration by the project Structural Engineer to ensure that foundation design accords with the specifications set out under Chapter 4.2 of the NHBC Standards. It is the Contractors responsibility to ensure that all underground services have been located and identified in advance of tree pit excavation. No tree species/location/specification will be amended without prior approval from the project Landscape Architect and/or the Client. Root barriers are to be provided as directed by the project engineer. **All trees to be supplied with a minimum 1.8m clear stem unless clearly stated otherwise.** Supply and aftercare shall be in accordance with BS 8545: 2014 Trees: from nursery to independance in the landscape, with aftercare proposals detailed in an accompanying management plan.

Specimen Shrubs: All specimen shrubs to be planted in accordance with horticultural best practice guidelines. No feature shrub or climbers species, size or location should be altered without prior approval from the Landscape Architect. Planting beds to be mulched with 75mm layer of bark.

Hedgerows: All ornamental hedgerow shrubs to be planted in accordance with horticultural best practice guidelines. No hedgerow shrub species, size or location should be altered without prior approval from the Landscape Architect. Planting beds to be mulched with 75mm layer of bark.

Native Hedgerows (transplants): All native hedgerow shrubs to be planted in accordance with horticultural best practice guidelines. The landscape proposals must be referred to by the Structural Engineer during foundation design. No hedgerow shrub species, size or location should be altered without prior approval from the Landscape Architect. Hedgerow shrubs to be planted on a double staggered row at 400mm centres, 300mm apart with no less than 6 per linear metre. Individual species to be planted in groups of 9-18 within the bed. Ground to be cleared, removing all weeds and other debris in advance of planting and cultivated to a fine filth. If required suitable soil conditioners, such as mushroom compost, should be incorporated. Transplanted stock to be planted into an appropriate sized pit or notch and protected using bio-degradable spiral guards (Rainbow Treebio Biodegradable Spiral Guard) secured with a 15mm diameter min. bamboo can inserted inside the guard and upto a third in th length into the ground. Shrubs are to be planted using a shrub shelter (Treeguard Mesh for Shurbs in green), supported by a timber stake with appropriate tie, fitted in accordance with the manufactures guidelines. Following planting the ground is to be watered to field capacity. Planting beds to site frontages/features areas be mulched with 75mm layer of bark. Guards and shelters to be supplied Green Tech (www.green-tech.co.uk) or similar.

Shrubs & herbaceous: All ornamental and amenity shrubs to be planted in accordance with horticultural best practice guidelines. No shrub species, size or location should be altered without prior approval from the Landscape Architect. Individual species to be planted in groups of 3-7 within mixed species beds. Planting beds to be mulched with 75mm layer of bark.

Native Shrubs and Whips: All shrubs, transplants and whips to be planted in accordance with horticultural best practice guidelines. The landscape proposals must be referred to by the Structural Engineer during foundation design. No plant species, size or location should be altered without prior approval from the Landscape Architect. Individual species to be planted in groups of 9-18 within the bed. Ground to be cleared, removing all weeds and other debris in advance of planting and cultivated to a fine filth. If required suitable soil conditioners, such as mushroom compost, should be incorporated. Transplanted stock to be planted into an appropriate sized pit or notch and protected using bio-degradable spiral guards (Rainbow Treebio Biodegradable Spiral Guard) secured with a 15mm diameter min. bamboo can inserted inside the guard and upto a third in its length into the ground. Shrubs and whips are to be planted using a shrub/tree shelter (Treeguard Mesh in green), supported by a timber stake with appropriate tie, fitted in accordance with the manufactures guidelines. Following planting the ground is to be watered to field capacity. Planting beds to site frontages/features areas be mulched with 75mm layer of bark. Guards and shelters to be supplied Green Tech (www.green-tech.co.uk) or similar.

Amenity Turf & Seeding: All turf and seeding to be completed in line with horticultural best practice. Seed to be applied at the rates (g/m2) advised by manufacturer/supplier. Prior to seeding, ground shall be cultivated to a fine filth incorporating 150mm of topsoil to finished formation level. All areas shall be free of weed growth prior to turfing/ seeding.

Meadow Grassland:
All turf and seeding to be completed in line with horticultural best practice. Seed to be applied at the rates (g/m2) advised by manufacturer/supplier. Prior to seeding, all areas shall be stripped of topsoil to provide a nutrient-poor subsoil for meadow establishment. Where ground requires additional soil fill to meet finished formation levels this shall be made up using site-won subsoil. Subsoil shall be cultivated to a suitable filth and be free of weed growth at point of seeding

Marginal & Acquatic species: All marginals to be planted in accordance with horticultural best practice guidelines. No marginals species, size or location should be altered without prior approval from the Landscape Architect. Individual species to be planted in groups of 12-21.

Bulbs: All bulbs to be planted in accordance with horticultural best practice guidelines.

Key

Trees In Paving
Refer to drawing no. GL1199 06 for details.

Existing Trees and Vegetation to be Retained

Application Boundary

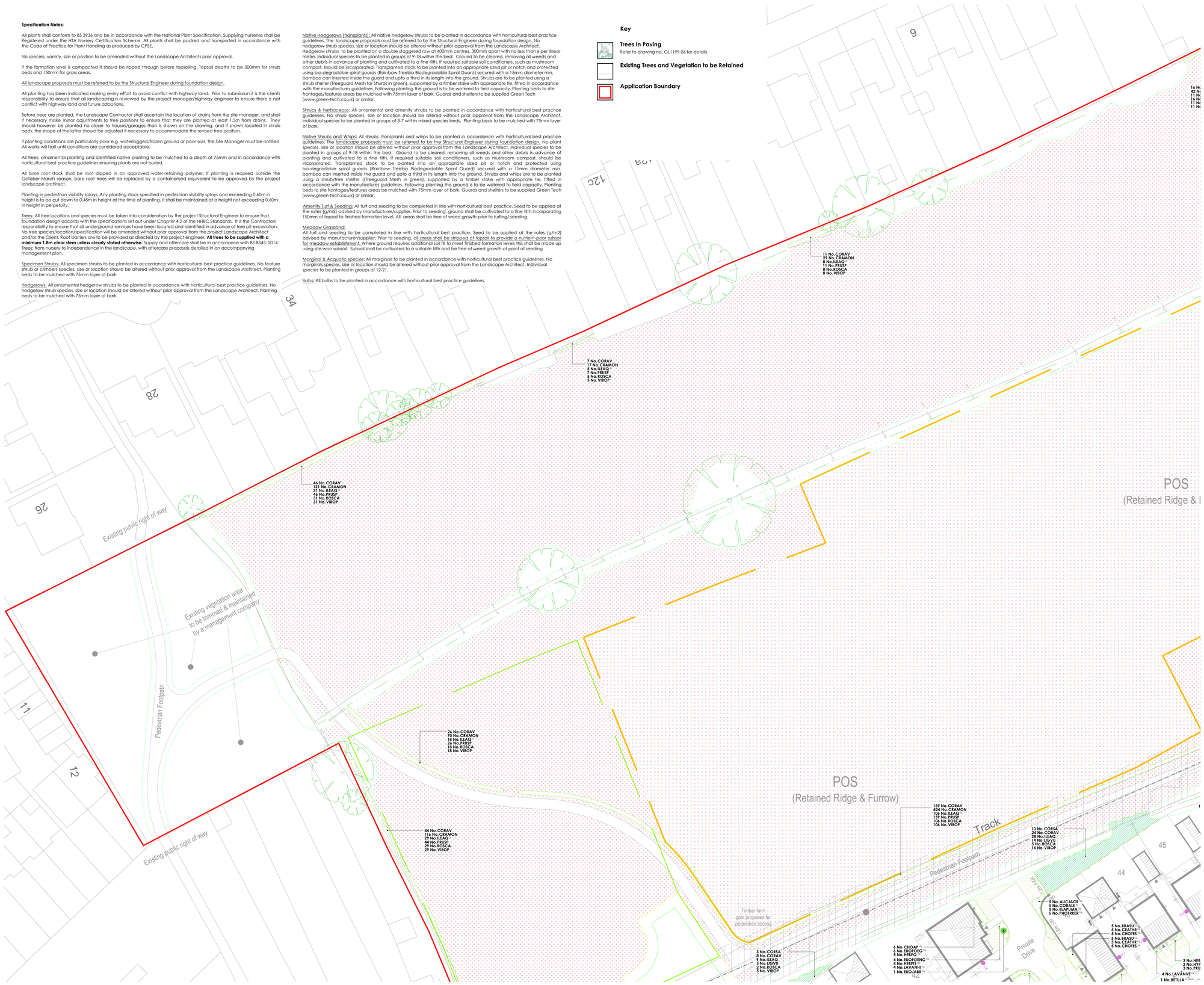

PLANT SCHEDULE

Trees - On Plot

Abbr	Species	Supply	Size	Girth	Number
MAGKI	Magnolia kobus 'Isis'	PLT :Extra Heavy Standard :Clear Stem 175-200 :RB	425-600cm	14-16cm	15
SORAUCR	Sorbus aucuparia 'Cardinal Royal'	PLT :Extra Heavy Standard :Clear Stem 175-200 :BR	425-600cm	14-16cm	1
AMARH	Amelanchier arborea 'Robin Hill'	PLT :Extra Heavy Standard :Clear Stem 175-200 :RB	450-625cm	16-18cm	2
BETUJA	Betula utilis jacquemontii	PLT :Extra Heavy Standard :Clear Stem 175-200 :C 50L	450-625cm	16-18cm	7
MALTRI	Malus triobata	PLT :Extra Heavy Standard :Clear Stem 175-200 :RB	450-625cm	16-18cm	4
					Total :29

Trees - POS

Abbr	Species	Supply	Size	Girth	Number
BETUJ	Betula utilis jacquemontii	POS :Feather :Multi-Stemmed :C 90L	350-425cm		3
ACEFCAMA	Acer campestre	POS :Heavy Standard :Clear Stem 150-175 :BR	350-425cm	12-14cm	2
PRUAV	Prunus avium	POS :Heavy Standard :Clear Stem 150-175 :BR	350-425cm	12-14cm	4
SORAU	Sorbus aucuparia	POS :Heavy Standard :Clear Stem 150-175 :BR	350-425cm	12-14cm	6
CARBET	Carpinus betulus	POS :Extra Heavy Standard :Clear Stem 175-200 :BR	425-600cm	14-16cm	2
MALEV	Malus 'Evereste'	POS :Extra Heavy Standard :Clear Stem 175-200 :BR	425-600cm	14-16cm	4
ACECAM	Acer campestre	POS :Extra Heavy Standard :Clear Stem 175-200 :BR	450-625cm	16-18cm	2
FAGSY	Fagus sylvatica	POS :Extra Heavy Standard :Clear Stem 175-200 :RB	450-625cm	16-18cm	1
SORAUCA	Sorbus aucuparia	POS :Extra Heavy Standard :Clear Stem 175-200 :BR	350-425cm	16-18cm	2
BETJACA	Betula utilis jacquemontii	POS :Extra Heavy Standard :Clear Stem 175-200 :C 90L	450-625cm	18-20cm	12
CARBETA	Carpinus betulus	POS :Semi-Mature :Clear Stem min. 200 :RB	425-600cm	20-25cm	3
PYRCHAC	Pyrus calleryana 'Chanticleer'	POS :Semi-Mature :Clear Stem min. 200 :RB	600cm+	20-25cm	1
FAGFURA	Fagus sylvatica 'Purpurea'	POS :Semi-Mature :Clear Stem min. 200 :RB	600cm+	30-35cm	1
					Total :43

Specimen Shrubs & Climbers

Abbr	Species	Pot Size	Height	Habit	Number
BUX CON	Buxus sempervirens	25L	100-125cm	Topiary cone	27
EUOJABR	Euonymus japonicus 'Bravo'	25L	100-120cm	Bushy	11
FAJA	Fatsia japonica	25L	100-120cm	Bushy	2
PHO HAL	Photinia fraseri 'Red Robin'	25L	150-175cm	Topiary half std 50-60cm head	19
PHOFRRER	Photinia x fraseri 'Red Robin'	70-90L	225-250cm	Standard: 12-14cm gth	20
					Total :79

Single Species Hedgerows

Abbr	Species	Pot Size	Height	Habit	Density	Number
ELAEB	Elaeagnus x ebbingei	5L	40-60cm	Bushy	0.4Ctr	86
EUJAPJH	Euonymus japonicus 'Jean Hugues'	10L	40-60cm	Bushy	0.35Ctr	285
LAVANVE	Lavandula angustifolia 'Vera'	10L	30-40cm	Bushy	0.35Ctr	32
PRULU	Prunus lusitanica	10L	80-100cm	Bushy	0.4Ctr	1377
						Total :1780

Shrubs - On Plot

Abbr	Species	Pot Size	Height	Habit	Density	Number
AUCJACR	Aucuba japonica 'Crotonifolia'	10L	60-80cm	Bushy	0.8Ctr	81
AUCJAR	Aucuba japonica 'Rozannie'	10L	60-80cm	Bushy	0.7Ctr	7
BRASU	Brachyglottis 'Sunshine'	10L	40-60cm	Bushy	0.7Ctr	159
CAR EVE	Carex Evergold	10L	30-40cm	Bushy	0.5Ctr	94
CEATHR	Ceanothus thyrsiflorus repens	10L	40-60cm	Bushy	0.7Ctr	147
CHOAP	Choisya 'Aztec Pearl'	10L	40-60cm	Bushy	0.7Ctr	77
CHOTES	Choisya ternata 'Sundance'	10L	40-60cm	Bushy	0.7Ctr	519
CORALE	Cornus alba 'Elegantissima'	3L	60-80cm	Branched	0.8Ctr	49
ELAPUMA	Elaeagnus pungens 'Maculata'	10L	60-80cm	Bushy	0.8Ctr	81
EUOFOENG	Euonymus fortunei 'Emerald n' Gold'	10L	30-40cm	Bushy	0.7Ctr	167
EUOFOEG	Euonymus fortunei 'Emerald Gaiety'	10L	30-40cm	Bushy	0.7Ctr	82
FES GLA	Festuca glauca	10L	30-40cm	Bushy	0.5Ctr	120
HEBMAR	Hebe 'Marjorie'	10L	40-60cm	Bushy	0.7Ctr	36
HEBMW	Hebe 'Mrs Winder'	10L	30-40cm	Bushy	0.7Ctr	79
HEBPQ	Hebe 'Purple Queen'	10L	30-40cm	Bushy	0.7Ctr	178
HEBALEE	Hebe albicans 'Red Edge'	10L	30-40cm	Bushy	0.7Ctr	167
HEBFRVA	Hebe franciscana 'Variegata'	10L	40-60cm	Bushy	0.7Ctr	80
HEBPIS	Hebe pinguifolia 'Sutherlandii'	10L	30-40cm	Bushy	0.7Ctr	67
HYPHI	Hypericum 'Hidcote'	10L	40-60cm	Bushy	0.7Ctr	34
LAVANHI	Lavandula angustifolia 'Hidcote'	10L	30-40cm	Bushy	0.7Ctr	92
LAVANMU	Lavandula angustifolia 'Munstead'	10L	30-40cm	Bushy	0.7Ctr	87
LAVANVE	Lavandula angustifolia 'Vera'	10L	30-40cm	Bushy	0.7Ctr	150
PHOFRRER	Photinia x fraseri 'Red Robin'	10L	60-80cm	Bushy	0.8Ctr	90
PITTETT	Pittosporum tenuifolium 'Tom Thumb'	10L	30-40cm	Bushy	0.7Ctr	135
PRULAOL	Prunus laurocerasus 'Otto Luyken'	10L	60-80cm	Bushy	0.7Ctr	143
ROSOF	Rosmarinus officinalis	10L	40-60cm	Bushy	0.7Ctr	95
SARHONJ	Sarcococca humilis	10L	30-40cm	Bushy	0.7Ctr	23
SKIJARU	Skimmia japonica 'Rubella'	10L	40-60cm	Bushy	0.7Ctr	207
VIBDA	Viburnum davidii	10L	40-60cm	Bushy	0.7Ctr	35
						Total :3281

Shrubs - Groundcover

Abbr	Species	Pot Size	Height	Habit	Density	Number
BERWI	Berberis wilsoniae	3L	20-30cm	Bushy	0.6Ctr	39
COTMI	Cotoneaster microphyllus	3L	30-40cm	Bushy	0.6Ctr	52
EUOGAIA	Euonymus fortunei 'Emerald Gaiety'	3L	20-30cm	Bushy	0.6Ctr	52
HYPCA	Hypericum calycinum	3L	20-30cm	Bushy	0.6Ctr	39
PACTE	Pachysandra terminalis	3L	20-30cm	Bushy	0.6Ctr	78
						Total :260

Native Mix Species Hedgerow

Abbr	Species	Supply	Height	Density	Mix %	Number
CORAV	Corylus avellana	T 1+1: 3 Breaks	60-80cm	0.4Ctr Double Staggered at 0.4m offset	15%	337
CRAMON	Crataegus monogyna	T 1+1: 3 Breaks	60-80cm	0.4Ctr Double Staggered at 0.4m offset	40%	889
ILEAQ	Ilex aquifolium	2L: 3 Breaks	40-60cm	0.4Ctr Double Staggered at 0.4m offset	10%	227
PRUSP	Prunus spinosa	T 1+1: 3 Breaks	60-80cm	0.4Ctr Double Staggered at 0.4m offset	15%	337
ROSCA	Rosa canina	T1+1: 3 Breaks	60-80cm	0.4Ctr Double Staggered at 0.4m offset	10%	227
VIBOP	Viburnum opulus	T1+1: 3 Breaks	60-80cm	0.4Ctr Double Staggered at 0.4m offset	10%	227
						Total :2244

Native Shrub Mix

Abbr	Species	Supply	Height	Density	Number
CORSA	Cornus sanguinea	T 1+1: 3 Breaks	60-80cm	1Ctr	13
CORAV	Corylus avellana	T 1+1: 3 Breaks	60-80cm	1Ctr	32
ILEAQ	Ilex aquifolium	2L: 3 Breaks	40-60cm	1Ctr	37
LIGVU	Ligustrum vulgare	T 1+1: 3 Breaks	60-80cm	1Ctr	19
ROSCA	Rosa canina	T 1+1: 3 Breaks	60-80cm	1Ctr	7
VIBOP	Viburnum opulus	T 1+1: BR	60-80cm	1Ctr	19
					Total :127

Marginal / Aquatics

Abbr	Species	Supply	Pot Size	Density	Area	Number
CARAC	Carex acuta	Plug 100cc		10/m²	12.75m²	131
ELPAL	Eleocharis palustris	Plug 100cc		10/m²	12.75m²	131
GLYMAX	Glyceria maxima	Plug 100cc		10/m²	12.75m²	131
IRIPS	Iris pseudacorus	Plug 100cc		10/m²	17m²	173
JUNEF	Juncus effusus	Plug 100cc		10/m²	12.75m²	131
JUNIN	Juncus inflexus	Plug 100cc		10/m²	12.75m²	131
SAGSA	Sagittaria sagittifolia	Plug 100cc		10/m²	12.75m²	131
SCILA	Scirpus lacustris	Plug 100cc		10/m²	12.75m²	131
					Total :106.25m²	Total :1090

Turf Areas

Seed Mix Name	Seed Mix Supplier
Medallion turf	Rolawn Ltd

Amenity Grassland Areas

Seed Mix Name	Seed Mix Supplier	Density
EL1 - Flowering Lawn Mix	Emorgate Seeds	4g/m²

Amenity Meadow Areas

Seed Mix Name	Seed Mix Supplier	Density
EM1 - General Purpose Meadow	Emorgate Seeds	4g/m²

SuDS Meadow Areas

Seed Mix Name	Seed Mix Supplier	Density
EM8 - Meadow Mixture for Wetland	Emorgate Seeds	4g/m²

Existing Ridge and Furrow

Existing ridge and furrow to be retained and managed.

Existing Grassland

Existing grassland to be retained and managed.

Seasonal Native bulbs

Species
Hyacinthoides non-scripta - (English Bluebell) 30% of area
Galanthus nivalis (Snowdrop) - 30% of area
Narcissus pseudonarcissus (Wild Daffodil) - 35% of area

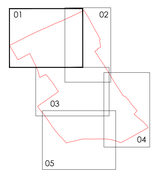

Rev C 12.09.23 AJ Updated to the latest planning layout and engineering details.
Rev B 10.02.23 HJ Native hedgerows added to ecologist recommendations.
Rev A 22.09.22 HJ Updated to the latest planning layout.

Project
Land East of Lutterworth Road, Burbage

Drawing title
Soft Landscape Proposals
(Sheet 1 of 5)

Client
Davidsons Developments

Scale	Drawn	Checked
1:250 @ A0	AD	JW

Date	Number/Figure
14/06/2022	GL1199 01C

golby+luck
landscape architects

Landscape Institute Registered Practice

Scale Bar
0m 5m 10m 15m 20m 25m

tel: 01530 265688 | email: info@golbyandluck.co.uk | web: www.golbyandluck.co.uk

This drawing has been produced by GOLBY AND LUCK LTD © all rights reserved. Ordnance Survey Licence No.100033702 registered with ProMAP Office: 207 Leicester Road, Ibstock, Leicestershire, LE67 6HP

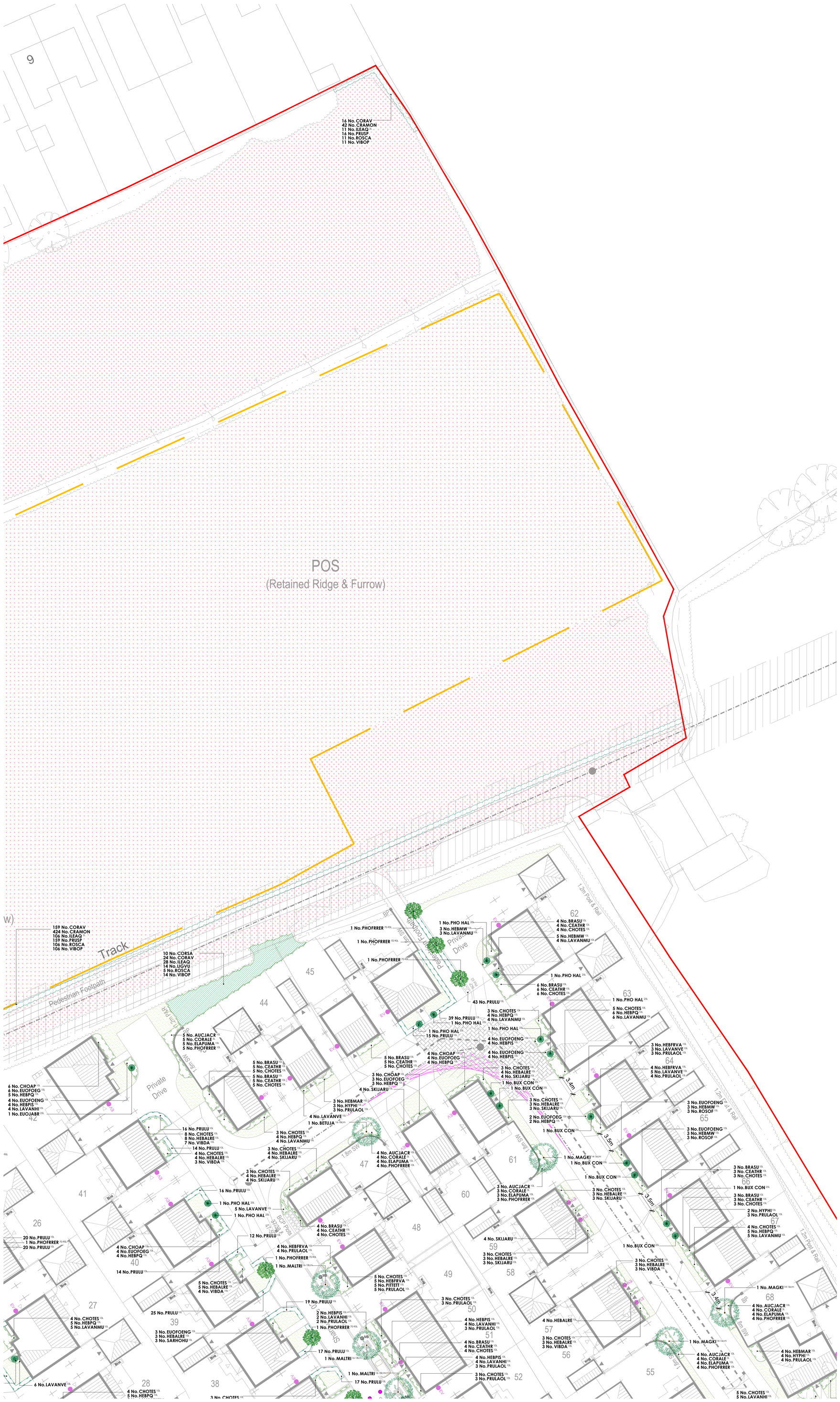

Key

Trees In Paving
Refer to drawing no. GL1199 06 for details.

Existing Trees and Vegetation to be Retained

Application Boundary

PLANT SCHEDULE

Trees - On Plot

Abbr	Species	Supply	Size	Girth	Number
MAGKI	Magnolia kobus 'Isis'	PLT :Extra Heavy Standard :Clear Stem 175-200 :RB	425-600cm	14-16cm	15
SORAUCR	Sorbus aucuparia 'Cardinal Royal'	PLT :Extra Heavy Standard :Clear Stem 175-200 :BR	425-600cm	14-16cm	1
AMARH	Amelanchier arborea 'Robin Hill'	PLT :Extra Heavy Standard :Clear Stem 175-200 :RB	450-625cm	16-18cm	2
BETUJA	Betula utilis jacquemontii	PLT :Extra Heavy Standard :Clear Stem 175-200 :C 50L	450-625cm	16-18cm	7
MALTRI	Malus triobata	PLT :Extra Heavy Standard :Clear Stem 175-200 :RB	450-625cm	16-18cm	4
					Total :29

Trees - POS

Abbr	Species	Supply	Size	Girth	Number
BETUJ	Betula utilis jacquemontii	POS :Feather :Multi-Stemmed :C 90L	350-425cm		3
ACECAMA	Acer campestre	POS :Heavy Standard :Clear Stem 150-175 :BR	350-425cm	12-14cm	2
PRUAV	Prunus avium	POS :Heavy Standard :Clear Stem 150-175 :BR	350-425cm	12-14cm	4
SORAU	Sorbus aucuparia	POS :Heavy Standard :Clear Stem 150-175 :BR	350-425cm	12-14cm	6
CARBET	Carpinus betulus	POS :Extra Heavy Standard :Clear Stem 175-200 :BR	425-600cm	14-16cm	2
MALEV	Malus 'Evereste'	POS :Extra Heavy Standard :Clear Stem 175-200 :BR	425-600cm	14-16cm	4
ACECAM	Acer campestre	POS :Extra Heavy Standard :Clear Stem 175-200 :BR	450-625cm	16-18cm	2
FAGSY	Fagus sylvatica	POS :Extra Heavy Standard :Clear Stem 175-200 :RB	450-625cm	16-18cm	1
SORAUCA	Sorbus aucuparia	POS :Extra Heavy Standard :Clear Stem 175-200 :BR	350-425cm	16-18cm	2
BETJACA	Betula utilis jacquemontii	POS :Extra Heavy Standard :Clear Stem 175-200 :C 90L	450-625cm	18-20cm	12
CARBETA	Carpinus betulus	POS :Semi-Mature :Clear Stem min. 200 :RB	425-600cm	20-25cm	3
PYRCHAC	Pyrus calleryana 'Chanticleer'	POS :Semi-Mature :Clear Stem min. 200 :RB	600cm+	20-25cm	1
FAGPURA	Fagus sylvatica 'Purpurea'	POS :Semi-Mature :Clear Stem min. 200 :RB	600cm+	30-35cm	1
					Total :43

Specimen Shrubs & Climbers

Abbr	Species	Pot Size	Height	Habit	Number
BUX CON	Buxus sempervirens	25L	100-125cm	Topiary cone	27
EUOJABR	Euonymus japonicus 'Bravo'	25L	100-120cm	Bushy	11
FAJA	Fatsia japonica	25L	100-120cm	Bushy	2
PHO HAL	Photinia fraseri 'Red Robin'	25L	150-175cm	Topiary half std 50-60cm head	19
PHOFRRER	Photinia x fraseri 'Red Robin'	70-90L	225-250cm	Standard: 12-14cm gth	20
					Total :79

Single Species Hedgerows

Abbr	Species	Pot Size	Height	Habit	Density	Number
ELAEB	Elaeagnus x ebbingei	5L	40-60cm	Bushy	0.4Ctr	86
EUJAPJH	Euonymus japonicus 'Jean Hugues'	10L	40-60cm	Bushy	0.35Ctr	285
LAVANVE	Lavandula angustifolia 'Vera'	10L	30-40cm	Bushy	0.35Ctr	32
PRULU	Prunus lusitanica	10L	80-100cm	Bushy	0.4Ctr	1377
						Total :1780

Shrubs - On Plot

Abbr	Species	Pot Size	Height	Habit	Density	Number
AUCJACR	Aucuba japonica 'Crotonifolia'	10L	60-80cm	Bushy	0.8Ctr	81
AUCJAR	Aucuba japonica 'Rozannie'	10L	60-80cm	Bushy	0.7Ctr	7
BRASU	Brachyglottis 'Sunshine'	10L	40-60cm	Bushy	0.7Ctr	159
CAR EVE	Carex Evergold	10L	30-40cm	Bushy	0.5Ctr	94
CEATHR	Ceanothus thyrsiflorus repens	10L	40-60cm	Bushy	0.7Ctr	147
CHOAP	Choisya 'Aztec Pearl'	10L	40-60cm	Bushy	0.7Ctr	77
CHOTES	Choisya ternata 'Sundance'	10L	40-60cm	Bushy	0.7Ctr	519
CORALE	Cornus alba 'Elegantissima'	3L	60-80cm	Branched	0.8Ctr	49
ELAPUMA	Elaeagnus pungens 'Maculata'	10L	60-80cm	Bushy	0.8Ctr	81
EUOFOENG	Euonymus fortunei 'Emerald 'n' Gold'	10L	30-40cm	Bushy	0.7Ctr	167
EUOFOEG	Euonymus fortunei 'Emerald Gaiety'	10L	30-40cm	Bushy	0.7Ctr	82
FES GLA	Festuca glauca	10L	30-40cm	Bushy	0.5Ctr	120
HEBMAR	Hebe 'Marjorie'	10L	40-60cm	Bushy	0.7Ctr	36
HEBMW	Hebe 'Mrs Winder'	10L	30-40cm	Bushy	0.7Ctr	79
HEBPQ	Hebe 'Purple Queen'	10L	30-40cm	Bushy	0.7Ctr	178
HEBALRE	Hebe albicans 'Red Edge'	10L	30-40cm	Bushy	0.7Ctr	167
HEBFRVA	Hebe franciscana 'Variegata'	10L	40-60cm	Bushy	0.7Ctr	80
HEBPIS	Hebe pinguifolia 'Sutherlandii'	10L	30-40cm	Bushy	0.7Ctr	67
HYPHI	Hypericum 'Hidcote'	10L	40-60cm	Bushy	0.7Ctr	34
LAVANHI	Lavandula angustifolia 'Hidcote'	10L	30-40cm	Bushy	0.7Ctr	92
LAVANMU	Lavandula angustifolia 'Munstead'	10L	30-40cm	Bushy	0.7Ctr	87
LAVANVE	Lavandula angustifolia 'Vera'	10L	30-40cm	Bushy	0.7Ctr	150
PHOFRRER	Photinia x fraseri 'Red Robin'	10L	60-80cm	Bushy	0.8Ctr	90
PITTETT	Pittosporum tenuifolium 'Tom Thumb'	10L	30-40cm	Bushy	0.7Ctr	135
PRULAOL	Prunus laurocerasus 'Otto Luyken'	10L	60-80cm	Bushy	0.7Ctr	143
ROSOF	Rosmarinus officinalis	10L	40-60cm	Bushy	0.7Ctr	95
SARHOHU	Sarcococca humilis	10L	30-40cm	Bushy	0.7Ctr	23
SKIJARU	Skimmia japonica 'Rubella'	10L	40-60cm	Bushy	0.7Ctr	207
VIBDA	Viburnum davidii	10L	40-60cm	Bushy	0.7Ctr	35
						Total :3281

Shrubs - Groundcover

Abbr	Species	Pot Size	Height	Habit	Density	Number
BERWI	Berberis wilsoniae	3L	20-30cm	Bushy	0.6Ctr	39
COTMI	Cotoneaster microphyllus	3L	30-40cm	Bushy	0.6Ctr	52
EUOGAIA	Euonymus fortunei 'Emerald Gaiety'	3L	20-30cm	Bushy	0.6Ctr	52
HYPCA	Hypericum calycinum	3L	20-30cm	Bushy	0.6Ctr	39
PACTE	Pachysandra terminalis	3L	20-30cm	Bushy	0.6Ctr	78
						Total :260

Native Mix Species Hedgerow

Abbr	Species	Supply	Height	Density	Mix %	Number
CORAV	Corylus avellana	T 1+1: 3 Breaks	60-80cm	0.4Ctr Double Staggered at 0.4m offset	15%	337
CRAMON	Crataegus monogyna	T 1+1: 3 Breaks	60-80cm	0.4Ctr Double Staggered at 0.4m offset	40%	889
ILEAQ	Ilex aquifolium	2L: 3 Breaks	40-60cm	0.4Ctr Double Staggered at 0.4m offset	10%	227
PRUSP	Prunus spinosa	T 1+1: 3 Breaks	60-80cm	0.4Ctr Double Staggered at 0.4m offset	15%	337
ROSCA	Rosa canina	T1+1: 3 Breaks	60-80cm	0.4Ctr Double Staggered at 0.4m offset	10%	227
VIBOP	Viburnum opulus	T1+1: 3 Breaks	60-80cm	0.4Ctr Double Staggered at 0.4m offset	10%	227
						Total :2244

Native Shrub Mix

Abbr	Species	Supply	Height	Density	Number
CORSA	Cornus sanguinea	T 1+1: 3 Breaks	60-80cm	1Ctr	13
CORAV	Corylus avellana	T 1+1: 3 Breaks	60-80cm	1Ctr	32
ILEAQ	Ilex aquifolium	2L: 3 Breaks	40-60cm	1Ctr	37
LIGVU	Ligustrum vulgare	T 1+1: 3 Breaks	60-80cm	1Ctr	19
ROSCA	Rosa canina	T 1+1: 3 Breaks	60-80cm	1Ctr	7
VIBOP	Viburnum opulus	T 1+1: BR	60-80cm	1Ctr	19
					Total :127

Marginal / Aquatics

Abbr	Species	Supply	Pot Size	Density	Area	Number
CARAC	Carex acuta	Plug 100cc		10/m²	12.75m²	131
ELPAL	Eleocharis palustris	Plug 100cc		10/m²	12.75m²	131
GLYMAX	Glyceria maxima	Plug 100cc		10/m²	12.75m²	131
IRIPS	Iris pseudacorus	Plug 100cc		10/m²	17m²	173
JUNEF	Juncus effusus	Plug 100cc		10/m²	12.75m²	131
JUNIN	Juncus inflexus	Plug 100cc		10/m²	12.75m²	131
SAGSA	Sagnittaria sagittifolia	Plug 100cc		10/m²	12.75m²	131
SCILA	Scirpus lacustris	Plug 100cc		10/m²	12.75m²	131
					Total :106.25m²	Total :1090

Turf Areas

Seed Mix Name	Seed Mix Supplier
Medallion turf	Rolawn Ltd

Amenity Grassland Areas

Seed Mix Name	Seed Mix Supplier	Density
EL1 - Flowering Lawn Mix	Emorsgate Seeds	4g/m²

Amenity Meadow Areas

Seed Mix Name	Seed Mix Supplier	Density
EM1 - General Purpose Meadow	Emorsgate Seeds	4g/m²

SuDS Meadow Areas

Seed Mix Name	Seed Mix Supplier	Density
EM8 - Meadow Mixture for Wetland	Emorgate Seeds	4g/m²

Existing Ridge and Furrow

Existing ridge and furrow to be retained and managed.

Existing Grassland

Existing grassland to be retained and managed.

Seasonal Native bulbs

Species
Hyacinthoides non-scripta - (English Bluebell) 30% of area
Galanthus nivalis (Snowdrop)- 30% of area
Narcissus pseudonarcissus (Wild Daffodil) - 35% of area

Specification Notes:

All plants shall conform to BS 3936 and be in accordance with the National Plant Specification. Supplying nurseries shall be Registered under the HTA Nursery Certification Scheme. All plants shall be packed and transported in accordance with the Code of Practice for Plant Handling as produced by CPSE.

No species, variety, size or position to be amended without the Landscape Architects prior approval.

If the formation level is compacted it should be ripped through before topsoiling. Topsoil depths to be 300mm for shrub beds and 150mm for grass areas.

All landscape proposals must be referred to by the Structural Engineer during foundation design.

All planting has been indicated making every effort to avoid conflict with highway land. Prior to submission it is the clients responsibility to ensure that all landscaping is reviewed by the project manager/highway engineer to ensure there is not conflict with highway land and future adoptions.

Before trees are planted, the Landscape Contractor shall ascertain the location of drains from the site manager, and shall if necessary make minor adjustments to tree positions to ensure that they are planted at least 1.5m from drains. They should however be planted no closer to houses/garages than is shown on the drawing, and if shown located in shrub beds, the shape of the latter should be adjusted if necessary to accommodate the revised tree position.

If planting conditions are particularly poor e.g. waterlogged/frozen ground or poor soils, the Site Manager must be notified. All works will halt until conditions are considered acceptable.

All trees, ornamental planting and identified native planting to be mulched to a depth of 75mm and in accordance with horticultural best practice guidelines ensuring plants are not buried.

All bare root stock shall be root dipped in an approved water-retaining polymer. If planting is required outside the October-March season, bare root trees will be replaced by a containerised equivalent to be approved by the project landscape architect.

Planting in pedestrian visibility splays: Any planting stock specified in pedestrian visibility splays and exceeding 0.60m in height is to be cut down to 0.45m in height at the time of planting. It shall be maintained at a height not exceeding 0.60m in height in perpetuity.

Trees: All tree locations and species must be taken into consideration by the project Structural Engineer to ensure that foundation design accords with the specifications set out under Chapter 4.2 of the NHBC Standards. It is the Contractors responsibility to ensure that all underground services have been located and identified in advance of tree pit excavation. No tree species/location/specification will be amended without prior approval from the project Landscape Architect and/or the Client. Root barriers are to be provided as directed by the project engineer. **All trees to be supplied with a minimum 1.8m clear stem unless clearly stated otherwise.** Supply and aftercare shall be in accordance with BS 8545: 2014 Trees: from nursery to independence in the landscape, with aftercare proposals detailed in an accompanying management plan.

Specimen Shrubs: All specimen shrubs to be planted in accordance with horticultural best practice guidelines. No feature shrub or climbers species, size or location should be altered without prior approval from the Landscape Architect. Planting beds to be mulched with 75mm layer of bark.

Hedgerows: All ornamental hedgerow shrubs to be planted in accordance with horticultural best practice guidelines. No hedgerow shrub species, size or location should be altered without prior approval from the Landscape Architect. Planting beds to be mulched with 75mm layer of bark.

Native Hedgerows (transplants): All native hedgerow shrubs to be planted in accordance with horticultural best practice guidelines. The landscape proposals must be referred to by the Structural Engineer during foundation design. No hedgerow shrub species, size or location should be altered without prior approval from the Landscape Architect. Hedgerow shrubs to be planted on a double staggered row at 400mm centres, 300mm apart with no less than 6 per linear metre. Individual species to be planted in groups of 9-18 within the bed. Ground to be cleared, removing all weeds and other debris in advance of planting and cultivated to a fine tilth. If required suitable soil conditioners, such as mushroom compost, should be incorporated. Transplanted stock to be planted into an appropriate sized pit or notch and protected using bio-degradable spiral guards (Rainbow Treebio Biodegradable Spiral Guard) secured with a 15mm diameter min. bamboo can inserted inside the guard and upto a third in its length into the ground. Shrubs are to be planted using a shrub shelter (Treeguard Mesh for Shurbs in green), supported by a timber stake with appropriate tie, fitted in accordance with the manufactures guidelines. Following planting the ground is to be watered to field capacity. Planting beds to site frontages/features areas be mulched with 75mm layer of bark. Guards and shelters to be supplied Green Tech (www.green-tech.co.uk) or similar.

Shrubs & herbaceous: All ornamental and amenity shrubs to be planted in accordance with horticultural best practice guidelines. No shrub species, size or location should be altered without prior approval from the Landscape Architect. Individual species to be planted in groups of 3-7 within mixed species beds. Planting beds to be mulched with 75mm layer of bark.

Native Shrubs and Whips: All shrubs, transplants and whips to be planted in accordance with horticultural best practice guidelines. The landscape proposals must be referred to by the Structural Engineer during foundation design. No plant species, size or location should be altered without prior approval from the Landscape Architect. Individual species to be planted in groups of 9-18 within the bed. Ground to be cleared, removing all weeds and other debris in advance of planting and cultivated to a fine tilth. If required suitable soil conditioners, such as mushroom compost, should be incorporated. Transplanted stock to be planted into an appropriate sized pit or notch and protected using bio-degradable spiral guards (Rainbow Treebio Biodegradable Spiral Guard) secured with a 15mm diameter min. bamboo can inserted inside the guard and upto a third in its length into the ground. Shrubs and whips are to be planted using a shrub/tree shelter ((Treeguard Mesh in green), supported by a timber stake with appropriate tie, fitted in accordance with the manufactures guidelines. Following planting the ground is to be watered to field capacity. Planting beds to site frontages/features areas be mulched with 75mm layer of bark. Guards and shelters to be supplied Green Tech (www.green-tech.co.uk) or similar.

Amenity Turf & Seeding: All turf and seeding to be completed in line with horticultural best practice. Seed to be applied at the rates (g/m2) advised by manufacturer/supplier. Prior to seeding, ground shall be cultivated to a fine tilth incorporating 150mm of topsoil to finished formation level. All areas shall be free of weed growth prior to turfing/ seeding.

Meadow Grassland:
All turf and seeding to be completed in line with horticultural best practice. Seed to be applied at the rates (g/m2) advised by manufacturer/supplier. Prior to seeding, all areas shall be stripped of topsoil to provide a nutrient-poor subsoil for meadow establishment. Where ground requires additional soil fill to meet finished formation levels this shall be made up using site-won subsoil. Subsoil shall be cultivated to a suitable tilth and be free of weed growth at point of seeding

Marginal & Acquatic species: All marginals to be planted in accordance with horticultural best practice guidelines. No marginals species, size or location should be altered without prior approval from the Landscape Architect. Individual species to be planted in groups of 12-21.

Bulbs: All bulbs to be planted in accordance with horticultural best practice guidelines.

Landscape Institute Registered Practice

Scale Bar
0m 5m 10m 15m 20m 25m

tel: 01530 265688 | email: info@golbyandluck.co.uk | web: www.golbyandluck.co.uk
This drawing has been produced by GOLBY AND LUCK LTD © all rights reserved. Ordnance Survey Licence No.100053702 registered with ProMAP
Office: 207 Leicester Road, Ibstock, Leicestershire, LE67 6HP

Rev		
C	12.09.23	AL Updated to the latest planning layout and engineering details.
B	10.02.23	HJ Native hedgerows added to ecologist recommendations.
A	22.09.22	HJ Updated to the latest planning layout.

Project
Land East of Lutterworth Road, Burbage

Drawing title
Soft Landscape Proposals
(Sheet 2 of 5)

Client
Davidsons Developments

Scale	Drawn	Checked
1:250 @ A0	AD	JW

Date	Number/Figure
14/06/2022	GL1199 02C

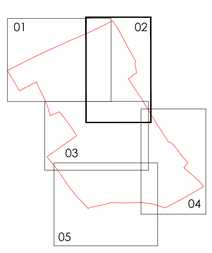

golby+luck
landscape architects

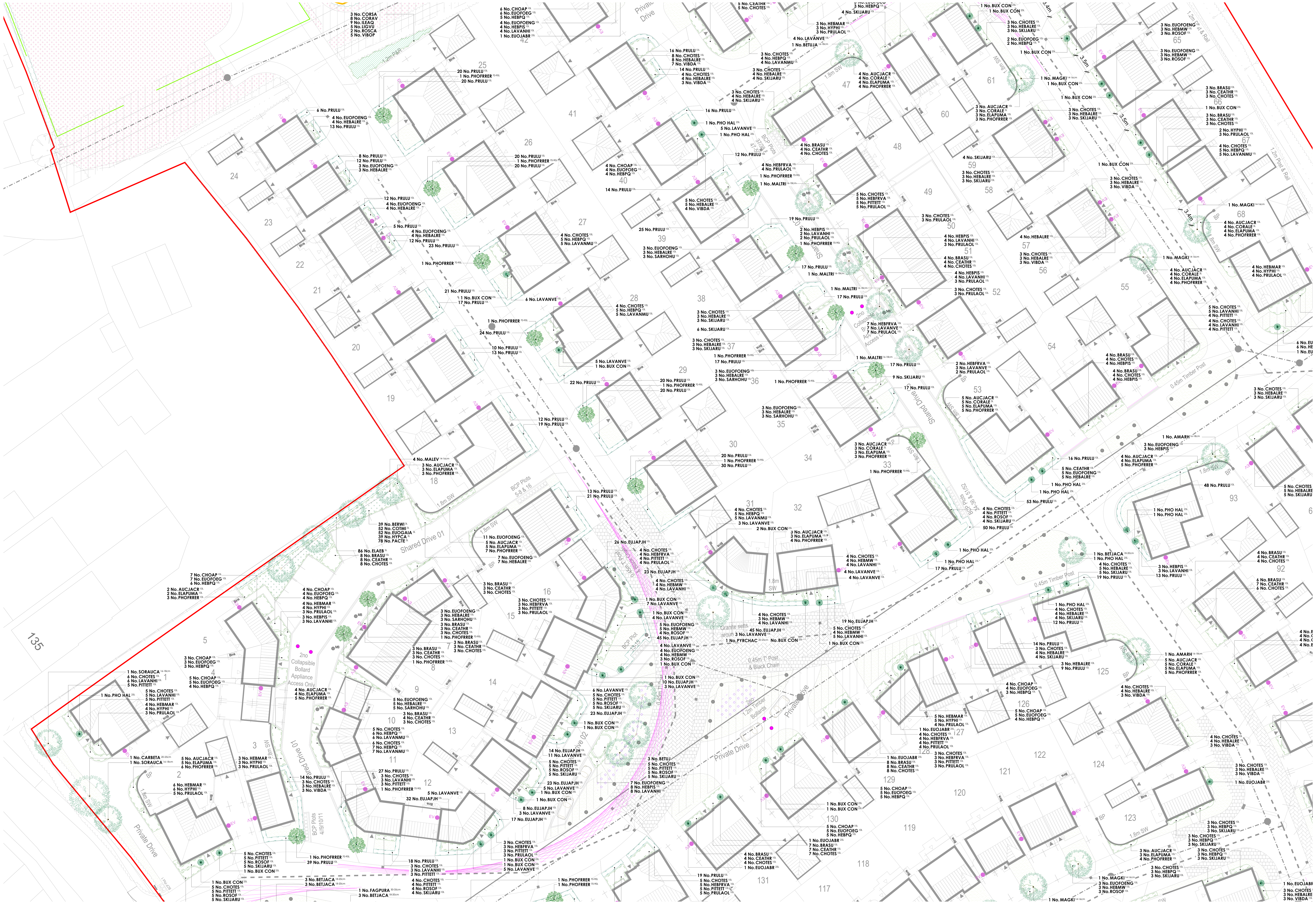

PLANT SCHEDULE

Trees - On Plot

Abbr	Species	Supply	Size	Girth	Number
MAGKI	Magnolia kobus 'Isis'	PLT :Extra Heavy Standard :Clear Stem 175-200 :RB	425-600cm	14-16cm	15
SORAUCR	Sorbus aucuparia 'Cardinal Royal'	PLT :Extra Heavy Standard :Clear Stem 175-200 :BR	425-600cm	14-16cm	1
AMARH	Amelanchier arborea 'Robin Hill'	PLT :Extra Heavy Standard :Clear Stem 175-200 :RB	450-625cm	16-18cm	2
BETUJA	Betula utilis jacquemontii	PLT :Extra Heavy Standard :Clear Stem 175-200 :C 50L	450-625cm	16-18cm	7
MALTRI	Malus triobata	PLT :Extra Heavy Standard :Clear Stem 175-200 :RB	450-625cm	16-18cm	4
					Total :29

Trees - POS

Abbr	Species	Supply	Size	Girth	Number
BETUJ	Betula utilis jacquemontii	POS :Feather :Multi-Stemmed :C 90L	350-425cm		3
ACECAMA	Acer campestre	POS :Heavy Standard :Clear Stem 150-175 :BR	350-425cm	12-14cm	2
PRUAV	Prunus avium	POS :Heavy Standard :Clear Stem 150-175 :BR	350-425cm	12-14cm	4
SORAU	Sorbus aucuparia	POS :Heavy Standard :Clear Stem 150-175 :BR	350-425cm	12-14cm	6
CARBET	Carpinus betulus	POS :Extra Heavy Standard :Clear Stem 175-200 :BR	425-600cm	14-16cm	2
MALEV	Malus 'Evereste'	POS :Extra Heavy Standard :Clear Stem 175-200 :BR	425-600cm	14-16cm	4
ACECAM	Acer campestre	POS :Extra Heavy Standard :Clear Stem 175-200 :BR	450-625cm	16-18cm	2
FAGSY	Fagus sylvatica	POS :Extra Heavy Standard :Clear Stem 175-200 :RB	450-625cm	16-18cm	1
SORAUCA	Sorbus aucuparia	POS :Extra Heavy Standard :Clear Stem 175-200 :BR	350-425cm	16-18cm	2
BETJACA	Betula utilis jacquemontii	POS :Extra Heavy Standard :Clear Stem 175-200 :C 90L	450-625cm	18-20cm	12
CARBETA	Carpinus betulus	POS :Semi-Mature :Clear Stem min. 200 :RB	425-600cm	20-25cm	3
PYRCHAC	Pyrus calleryana 'Chanticleer'	POS :Semi-Mature :Clear Stem min. 200 :RB	600cm+	20-25cm	1
FAGPURA	Fagus sylvatica 'Purpurea'	POS :Semi-Mature :Clear Stem min. 200 :RB	600cm+	30-35cm	1
					Total :43

Specimen Shrubs & Climbers

Abbr	Species	Pot Size	Height	Habit	Number
BUX CON	Buxus sempervirens	25L	100-125cm	Topiary cone	27
EUOJABR	Euonymus japonicus 'Bravo'	25L	100-120cm	Bushy	11
FAJA	Fatsia japonica	25L	100-120cm	Bushy	2
PHO HAL	Photinia fraseri 'Red Robin'	25L	150-175cm	Topiary half std 50-60cm head	19
PHOFRRER	Photinia x fraseri 'Red Robin'	70-90L	225-250cm	Standard: 12-14cm gth	20
					Total :79

Single Species Hedgerows

Abbr	Species	Pot Size	Height	Habit	Density	Number
ELAEB	Elaeagnus x ebbingei	5L	40-60cm	Bushy	0.4Ctr	86
EUJAPJH	Euonymus japonicus 'Jean Hugues'	10L	40-60cm	Bushy	0.35Ctr	285
LAVANVE	Lavandula angustifolia 'Vera'	10L	30-40cm	Bushy	0.35Ctr	32
PRULU	Prunus lusitanica	10L	80-100cm	Bushy	0.4Ctr	1377
						Total :1780

Shrubs - On Plot

Abbr	Species	Pot Size	Height	Habit	Density	Number
AUCJACR	Aucuba japonica 'Crotonifolia'	10L	60-80cm	Bushy	0.8Ctr	81
AUCJAR	Aucuba japonica 'Rozannie'	10L	60-80cm	Bushy	0.7Ctr	7
BRASU	Brachyglottis 'Sunshine'	10L	40-60cm	Bushy	0.7Ctr	159
CAR EVE	Carex Evergold	10L	30-40cm	Bushy	0.5Ctr	94
CEATHR	Ceanothus thyrsiflorus repens	10L	40-60cm	Bushy	0.7Ctr	147
CHOAP	Choisya 'Aztec Pearl'	10L	40-60cm	Bushy	0.7Ctr	77
CHOTES	Choisya ternata 'Sundance'	10L	40-60cm	Bushy	0.7Ctr	519
CORALE	Cornus alba 'Elegantissima'	3L	60-80cm	Branched	0.8Ctr	49
ELAPUMA	Elaeagnus pungens 'Maculata'	10L	60-80cm	Bushy	0.8Ctr	81
EUOFOENG	Euonymus fortunei 'Emerald 'n' Gold'	10L	30-40cm	Bushy	0.7Ctr	167
EUOFOEG	Euonymus fortunei 'Emerald Gaiety'	10L	30-40cm	Bushy	0.7Ctr	82
FES GLA	Festuca glauca	10L	30-40cm	Bushy	0.5Ctr	120
HEBMAR	Hebe 'Marjorie'	10L	40-60cm	Bushy	0.7Ctr	36
HEBMW	Hebe 'Mrs Winder'	10L	30-40cm	Bushy	0.7Ctr	79
HEBPQ	Hebe 'Purple Queen'	10L	30-40cm	Bushy	0.7Ctr	178
HEBALRE	Hebe albicans 'Red Edge'	10L	30-40cm	Bushy	0.7Ctr	167
HEBFRVA	Hebe franciscana 'Variegata'	10L	40-60cm	Bushy	0.7Ctr	80
HEBPIS	Hebe pinguifolia 'Sutherlandii'	10L	30-40cm	Bushy	0.7Ctr	67
HYPHI	Hypericum 'Hidcote'	10L	40-60cm	Bushy	0.7Ctr	34
LAVANHI	Lavandula angustifolia 'Hidcote'	10L	30-40cm	Bushy	0.7Ctr	92
LAVANMU	Lavandula angustifolia 'Munstead'	10L	30-40cm	Bushy	0.7Ctr	87
LAVANVE	Lavandula angustifolia 'Vera'	10L	30-40cm	Bushy	0.7Ctr	150
PHOFRRER	Photinia x fraseri 'Red Robin'	10L	60-80cm	Bushy	0.8Ctr	90
PITTETT	Pittosporum tenuifolium 'Tom Thumb'	10L	30-40cm	Bushy	0.7Ctr	135
PRULAOL	Prunus laurocerasus 'Otto Luyken'	10L	60-80cm	Bushy	0.7Ctr	143
ROSOF	Rosmarinus officinalis	10L	40-60cm	Bushy	0.7Ctr	95
SARHOHU	Sarcococca humilis	10L	30-40cm	Bushy	0.7Ctr	23
SKIJARU	Skimmia japonica 'Rubella'	10L	40-60cm	Bushy	0.7Ctr	207
VIBDA	Viburnum davidii	10L	40-60cm	Bushy	0.7Ctr	35
						Total :3281

Shrubs - Groundcover

Abbr	Species	Pot Size	Height	Habit	Density	Number
BERWI	Berberis wilsoniae	3L	20-30cm	Bushy	0.6Ctr	39
COTMI	Cotoneaster microphyllus	3L	30-40cm	Bushy	0.6Ctr	52
EUOGAIA	Euonymus fortunei 'Emerald Gaiety'	3L	20-30cm	Bushy	0.6Ctr	52
HYPCA	Hypericum calycinum	3L	20-30cm	Bushy	0.6Ctr	39
PACTE	Pachysandra terminalis	3L	20-30cm	Bushy	0.6Ctr	78
						Total :260

Native Mix Species Hedgerow

Abbr	Species	Supply	Height	Density	Mix %	Number
CORAV	Corylus avellana	T 1+1: 3 Breaks	60-80cm	0.4Ctr Double Staggered at 0.4m offset	15%	337
CRAMON	Crataegus monogyna	T 1+1: 3 Breaks	60-80cm	0.4Ctr Double Staggered at 0.4m offset	40%	889
ILEAQ	Ilex aquifolium	2L: 3 Breaks	40-60cm	0.4Ctr Double Staggered at 0.4m offset	10%	227
PRUSP	Prunus spinosa	T 1+1: 3 Breaks	60-80cm	0.4Ctr Double Staggered at 0.4m offset	15%	337
ROSCA	Rosa canina	T1+1: 3 Breaks	60-80cm	0.4Ctr Double Staggered at 0.4m offset	10%	227
VIBOP	Viburnum opulus	T1+1: 3 Breaks	60-80cm	0.4Ctr Double Staggered at 0.4m offset	10%	227
						Total :2244

Native Shrub Mix

Abbr	Species	Supply	Height	Density	Number
CORSA	Cornus sanguinea	T 1+1: 3 Breaks	60-80cm	1Ctr	13
CORAV	Corylus avellana	T 1+1: 3 Breaks	60-80cm	1Ctr	32
ILEAQ	Ilex aquifolium	2L: 3 Breaks	40-60cm	1Ctr	37
LIGVU	Ligustrum vulgare	T 1+1: 3 Breaks	60-80cm	1Ctr	19
ROSCA	Rosa canina	T 1+1: 3 Breaks	60-80cm	1Ctr	7
VIBOP	Viburnum opulus	T 1+1: BR	60-80cm	1Ctr	19
					Total :127

Marginal / Aquatics

Abbr	Species	Supply	Pot Size	Density	Area	Number
CARAC	Carex acuta	Plug 100cc		10/m²	12.75m²	131
ELPAL	Eleocharis palustris	Plug 100cc		10/m²	12.75m²	131
GLYMAX	Glyceria maxima	Plug 100cc		10/m²	12.75m²	131
IRIPS	Iris pseudacorus	Plug 100cc		10/m²	17m²	173
JUNEF	Juncus effusus	Plug 100cc		10/m²	12.75m²	131
JUNIN	Juncus inflexus	Plug 100cc		10/m²	12.75m²	131
SAGSA	Sagnittaria sagittifolia	Plug 100cc		10/m²	12.75m²	131
SCILA	Scirpus lacustris	Plug 100cc		10/m²	12.75m²	131
					Total :106.25m²	Total :1090

Turf Areas

Seed Mix Name	Seed Mix Supplier
Medallion turf	Rolawn Ltd

Amenity Grassland Areas

Seed Mix Name	Seed Mix Supplier	Density
EL1 - Flowering Lawn Mix	Emorsgate Seeds	4g/m²

Amenity Meadow Areas

Seed Mix Name	Seed Mix Supplier	Density
EM1 - General Purpose Meadow	Emorsgate Seeds	4g/m²

SuDS Meadow Areas

Seed Mix Name	Seed Mix Supplier	Density
EM8 - Meadow Mixture for Wetland	Emorgate Seeds	4g/m²

Existing Ridge and Furrow

Existing ridge and furrow to be retained and managed.

Existing Grassland

Existing grassland to be retained and managed.

Seasonal Native bulbs

Species
Hyacinthoides non-scripta - (English Bluebell) 30% of area
Galanthus nivalis (Snowdrop)- 30% of area
Narcissus pseudonarcissus (Wild Daffodil) - 35% of area

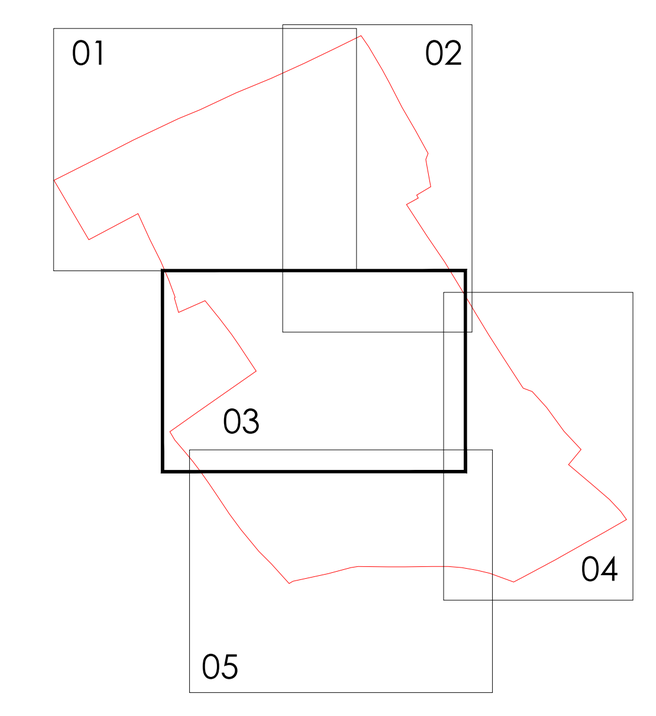

Key

Trees In Paving
Refer to drawing no. GL1199 06 for details.

Existing Trees and Vegetation to be Retained

Application Boundary

Specification Notes:

All plants shall conform to BS 3936 and be in accordance with the National Plant Specification. Supplying nurseries shall be Registered under the HTA Nursery Certification Scheme. All plants shall be packed and transported in accordance with the Code of Practice for Plant Handling as produced by CPSE.

No species, variety, size or position to be amended without the Landscape Architects prior approval.

If the formation level is compacted it should be ripped through before topsoiling. Topsoil depths to be 300mm for shrub beds and 150mm for grass areas.

All landscape proposals must be referred to by the Structural Engineer during foundation design.

All planting has been indicated making every effort to avoid conflict with highway land. Prior to submission it is the clients responsibility to ensure that all landscaping is reviewed by the project manager/highway engineer to ensure there is not conflict with highway land and future adoptions.

Before trees are planted, the Landscape Contractor shall ascertain the location of drains from the site manager, and shall if necessary make minor adjustments to tree positions to ensure that they are planted at least 1.5m from drains. They should however be planted no closer to houses/garages than is shown on the drawing, and if shown located in shrub beds, the shape of the latter should be adjusted if necessary to accommodate the revised tree position.

If planting conditions are particularly poor e.g. waterlogged/frozen ground or poor soils, the Site Manager must be notified. All works will halt until conditions are considered acceptable.

All trees, ornamental planting and identified native planting to be mulched to a depth of 75mm and in accordance with horticultural best practice guidelines ensuring plants are not buried.

All bare root stock shall be root dipped in an approved water-retaining polymer. If planting is required outside the October-March season, bare root trees will be replaced by a containerised equivalent to be approved by the project landscape architect.

Planting in pedestrian visibility splays: Any planting stock specified in pedestrian visibility splays and exceeding 0.60m in height is to be cut down to 0.45m in height at the time of planting. It shall be maintained at a height not exceeding 0.60m in height in perpetuity.

Trees: All tree locations and species must be taken into consideration by the project Structural Engineer to ensure that foundation design accords with the specifications set out under Chapter 4.2 of the NHBC Standards. It is the Contractors responsibility to ensure that all underground services have been located and identified in advance of tree pit excavation. No tree species/location/specification will be amended without prior approval from the project Landscape Architect and/or the Client. Root barriers are to be provided as directed by the project engineer. **All trees to be supplied with a minimum 1.8m clear stem unless clearly stated otherwise.** Supply and aftercare shall be in accordance with BS 8545: 2014 Trees: from nursery to independence in the landscape, with aftercare proposals detailed in an accompanying management plan.

Specimen Shrubs: All specimen shrubs to be planted in accordance with horticultural best practice guidelines. No feature shrub or climbers species, size or location should be altered without prior approval from the Landscape Architect. Planting beds to be mulched with 75mm layer of bark.

Hedgerows: All ornamental hedgerow shrubs to be planted in accordance with horticultural best practice guidelines. No hedgerow shrub species, size or location should be altered without prior approval from the Landscape Architect. Planting beds to be mulched with 75mm layer of bark.

Native Hedgerows (transplants): All native hedgerow shrubs to be planted in accordance with horticultural best practice guidelines. The landscape proposals must be referred to by the Structural Engineer during foundation design. No hedgerow shrub species, size or location should be altered without prior approval from the Landscape Architect. Hedgerow shrubs to be planted on a double staggered row at 400mm centres, 300mm apart with no less than 6 per linear metre. Individual species to be planted in groups of 9-18 within the bed. Ground to be cleared, removing all weeds and other debris in advance of planting and cultivated to a fine tilth. If required suitable soil conditioners, such as mushroom compost, should be incorporated. Transplanted stock to be planted into an appropriate sized pit or notch and protected using bio-degradable spiral guards (Rainbow Treebio Biodegradable Spiral Guard) secured with a 15mm diameter min. bamboo can inserted inside the guard and upto a third in its length into the ground. Shrubs are to be planted using a shrub shelter (Treeguard Mesh for Shurbs in green), supported by a timber stake with appropriate tie, fitted in accordance with the manufactures guidelines. Following planting the ground is to be watered to field capacity. Planting beds to site frontages/features areas be mulched with 75mm layer of bark. Guards and shelters to be supplied Green Tech (www.green-tech.co.uk) or similar.

Shrubs & herbaceous: All ornamental and amenity shrubs to be planted in accordance with horticultural best practice guidelines. No shrub species, size or location should be altered without prior approval from the Landscape Architect. Individual species to be planted in groups of 3-7 within mixed species beds. Planting beds to be mulched with 75mm layer of bark.

Native Shrubs and Whips: All shrubs, transplants and whips to be planted in accordance with horticultural best practice guidelines. The landscape proposals must be referred to by the Structural Engineer during foundation design. No plant species, size or location should be altered without prior approval from the Landscape Architect. Individual species to be planted in groups of 9-18 within the bed. Ground to be cleared, removing all weeds and other debris in advance of planting and cultivated to a fine tilth. If required suitable soil conditioners, such as mushroom compost, should be incorporated. Transplanted stock to be planted into an appropriate sized pit or notch and protected using bio-degradable spiral guards (Rainbow Treebio Biodegradable Spiral Guard) secured with a 15mm diameter min. bamboo can inserted inside the guard and upto a third in its length into the ground. Shrubs and whips are to be planted using a shrub/tree shelter ((Treeguard Mesh in green), supported by a timber stake with appropriate tie, fitted in accordance with the manufactures guidelines. Following planting the ground is to be watered to field capacity. Planting beds to site frontages/features areas be mulched with 75mm layer of bark. Guards and shelters to be supplied Green Tech (www.green-tech.co.uk) or similar.

Amenity Turf & Seeding: All turf and seeding to be completed in line with horticultural best practice. Seed to be applied at the rates (g/m2) advised by manufacturer/supplier. Prior to seeding, ground shall be cultivated to a fine tilth incorporating 150mm of topsoil to finished formation level. All areas shall be free of weed growth prior to turfing/ seeding.

Meadow Grassland:
All turf and seeding to be completed in line with horticultural best practice. Seed to be applied at the rates (g/m2) advised by manufacturer/supplier. Prior to seeding, all areas shall be stripped of topsoil to provide a nutrient-poor subsoil for meadow establishment. Where ground requires additional soil fill to meet finished formation levels this shall be made up using site-won subsoil. Subsoil shall be cultivated to a suitable tilth and be free of weed growth at point of seeding

Marginal & Acquatic species: All marginals to be planted in accordance with horticultural best practice guidelines. No marginals species, size or location should be altered without prior approval from the Landscape Architect. Individual species to be planted in groups of 12-21.

Bulbs: All bulbs to be planted in accordance with horticultural best practice guidelines.

Landscape Institute Registered Practice

north

Scale Bar
0m 5m 10m 15m 20m 25m

tel: 01530 265688 | email: info@golbyandluck.co.uk | web: www.golbyandluck.co.uk
This drawing has been produced by GOLBY AND LUCK LTD © all rights reserved. Ordnance Survey Licence No.100053702 registered with ProMAP
Office: 207 Leicester Road, Ibstock, Leicestershire, LE67 6HP

Rev C 12.09.23 AL Updated to the latest planning layout and engineering details.
Rev B 10.02.23 HJ Native hedgerows added to ecologist recommendations.
Rev A 22.09.22 HJ Updated to the latest planning layout.

Project
Land East of Lutterworth Road, Burbage

Drawing title
Soft Landscape Proposals
(Sheet 3 of 5)

Client
Davidsons Developments

Scale 1:250 @ A0 | Drawn AD | Checked JW
Date 14/06/2022 | Number/Figure GL1199 03C

golby+luck
landscape architects

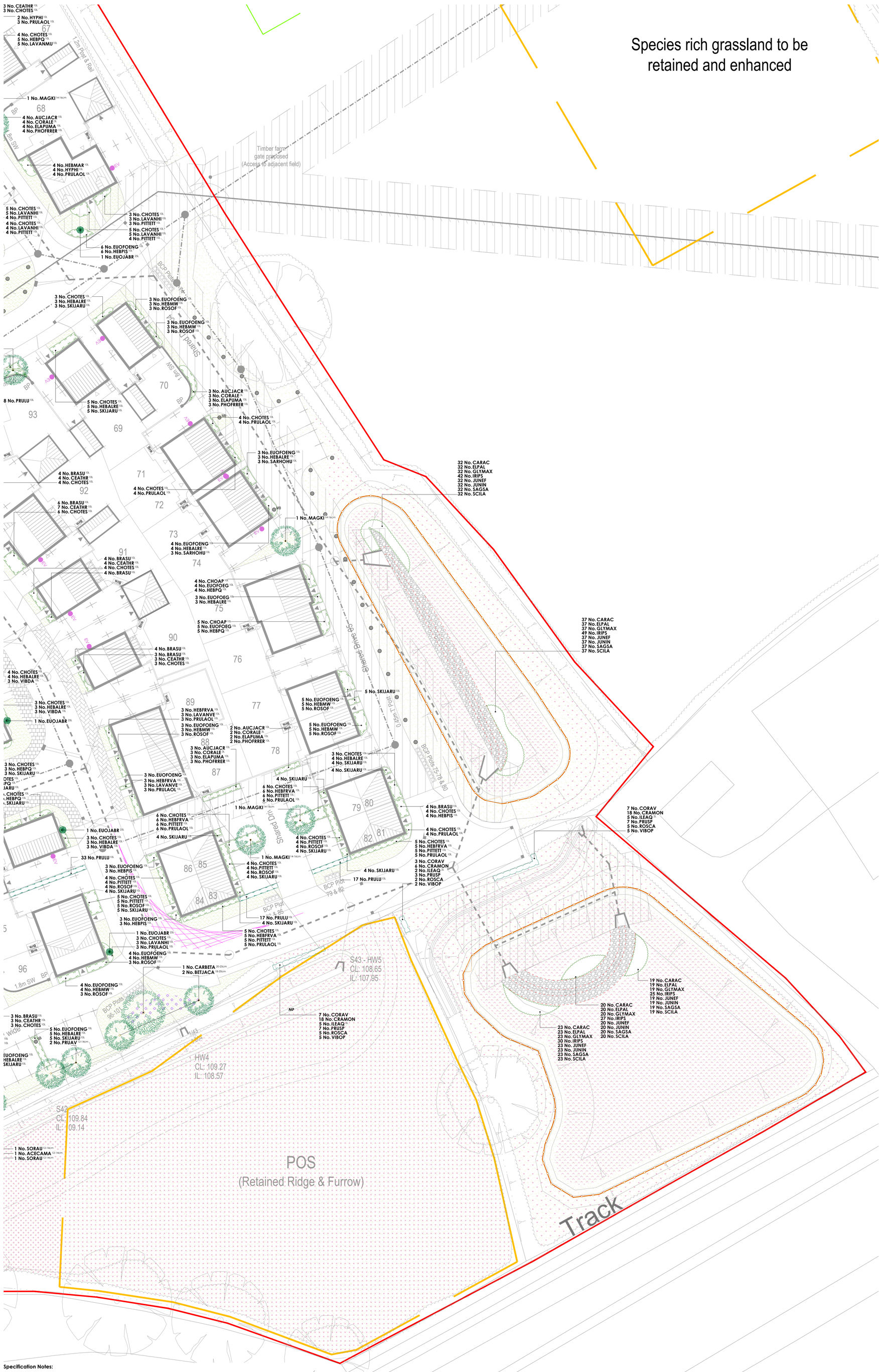

Key

Trees In Paving
Refer to drawing no. GL1199 06 for details.

Existing Trees and Vegetation to be Retained

Application Boundary

PLANT SCHEDULE

Trees - On Plot

Abbr	Species	Supply	Size	Girth	Number
MAGKI	Magnolia kobus 'Isis'	PLT :Extra Heavy Standard :Clear Stem 175-200 :RB	425-600cm	14-16cm	15
SORAUCR	Sorbus aucuparia 'Cardinal Royal'	PLT :Extra Heavy Standard :Clear Stem 175-200 :BR	425-600cm	14-16cm	1
AMARH	Amelanchier arborea 'Robin Hill'	PLT :Extra Heavy Standard :Clear Stem 175-200 :RB	450-625cm	16-18cm	2
BETUJA	Betula utilis jacquemontii	PLT :Extra Heavy Standard :Clear Stem 175-200 :C 50L	450-625cm	16-18cm	7
MALTRI	Malus triobata	PLT :Extra Heavy Standard :Clear Stem 175-200 :RB	450-625cm	16-18cm	4
					Total :29

Trees - POS

Abbr	Species	Supply	Size	Girth	Number
BETUJ	Betula utilis jacquemontii	POS :Feather :Multi-Stemmed :C 90L	350-425cm		3
ACECAMA	Acer campestre	POS :Heavy Standard :Clear Stem 150-175 :BR	350-425cm	12-14cm	2
PRUAV	Prunus avium	POS :Heavy Standard :Clear Stem 150-175 :BR	350-425cm	12-14cm	4
SORAU	Sorbus aucuparia	POS :Heavy Standard :Clear Stem 150-175 :BR	350-425cm	12-14cm	6
CARBET	Carpinus betulus	POS :Extra Heavy Standard :Clear Stem 175-200 :BR	425-600cm	14-16cm	2
MALEV	Malus 'Evereste'	POS :Extra Heavy Standard :Clear Stem 175-200 :BR	425-600cm	14-16cm	4
ACECAM	Acer campestre	POS :Extra Heavy Standard :Clear Stem 175-200 :BR	450-625cm	16-18cm	2
FAGSY	Fagus sylvatica	POS :Extra Heavy Standard :Clear Stem 175-200 :RB	450-625cm	16-18cm	1
SORAUCA	Sorbus aucuparia	POS :Extra Heavy Standard :Clear Stem 175-200 :BR	350-425cm	16-18cm	2
BETJACA	Betula utilis jacquemontii	POS :Extra Heavy Standard :Clear Stem 175-200 :C 90L	450-625cm	18-20cm	12
CARBETA	Carpinus betulus	POS :Semi-Mature :Clear Stem min. 200 :RB	425-600cm	20-25cm	3
PYRCHAC	Pyrus calleryana 'Chanticleer'	POS :Semi-Mature :Clear Stem min. 200 :RB	600cm+	20-25cm	1
FAGPURA	Fagus sylvatica 'Purpurea'	POS :Semi-Mature :Clear Stem min. 200 :RB	600cm+	30-35cm	1
					Total :43

Specimen Shrubs & Climbers

Abbr	Species	Pot Size	Height	Habit	Number
BUX CON	Buxus sempervirens	25L	100-125cm	Topiary cone	27
EUOJABR	Euonymus japonicus 'Bravo'	25L	100-120cm	Bushy	11
FAJA	Fatsia japonica	25L	100-120cm	Bushy	2
PHO HAL	Photinia fraseri 'Red Robin'	25L	150-175cm	Topiary half std 50-60cm head	19
PHOFRRER	Photinia x fraseri 'Red Robin'	70-90L	225-250cm	Standard: 12-14cm gth	20
					Total :79

Single Species Hedgerows

Abbr	Species	Pot Size	Height	Habit	Density	Number
ELAEB	Elaeagnus x ebbingei	5L	40-60cm	Bushy	0.4Ctr	86
EUJAPJH	Euonymus japonicus 'Jean Hugues'	10L	40-60cm	Bushy	0.35Ctr	285
LAVANVE	Lavandula angustifolia 'Vera'	10L	30-40cm	Bushy	0.35Ctr	32
PRULU	Prunus lusitanica	10L	80-100cm	Bushy	0.4Ctr	1377
						Total :1780

Shrubs - On Plot

Abbr	Species	Pot Size	Height	Habit	Density	Number
AUCJACR	Aucuba japonica 'Crotonifolia'	10L	60-80cm	Bushy	0.8Ctr	81
AUCJAR	Aucuba japonica 'Rozannie'	10L	60-80cm	Bushy	0.7Ctr	7
BRASU	Brachyglottis 'Sunshine'	10L	40-60cm	Bushy	0.7Ctr	159
CAR EVE	Carex Evergold	10L	30-40cm	Bushy	0.5Ctr	94
CEATHR	Ceanothus thyrsiflorus repens	10L	40-60cm	Bushy	0.7Ctr	147
CHOAP	Choisya 'Aztec Pearl'	10L	40-60cm	Bushy	0.7Ctr	77
CHOTES	Choisya ternata 'Sundance'	10L	40-60cm	Bushy	0.7Ctr	519
CORALE	Cornus alba 'Elegantissima'	3L	60-80cm	Branched	0.8Ctr	49
ELAPUMA	Elaeagnus pungens 'Maculata'	10L	60-80cm	Bushy	0.8Ctr	81
EUOFOENG	Euonymus fortunei 'Emerald 'n' Gold'	10L	30-40cm	Bushy	0.7Ctr	167
EUOFOEG	Euonymus fortunei 'Emerald Gaiety'	10L	30-40cm	Bushy	0.7Ctr	82
FES GLA	Festuca glauca	10L	30-40cm	Bushy	0.5Ctr	120
HEBMAR	Hebe 'Marjorie'	10L	40-60cm	Bushy	0.7Ctr	36
HEBMW	Hebe 'Mrs Winder'	10L	30-40cm	Bushy	0.7Ctr	79
HEBPQ	Hebe 'Purple Queen'	10L	30-40cm	Bushy	0.7Ctr	178
HEBALRE	Hebe albicans 'Red Edge'	10L	30-40cm	Bushy	0.7Ctr	167
HEBFRVA	Hebe franciscana 'Variegata'	10L	40-60cm	Bushy	0.7Ctr	80
HEBPIS	Hebe pinguifolia 'Sutherlandii'	10L	30-40cm	Bushy	0.7Ctr	67
HYPHI	Hypericum 'Hidcote'	10L	40-60cm	Bushy	0.7Ctr	34
LAVANHI	Lavandula angustifolia 'Hidcote'	10L	30-40cm	Bushy	0.7Ctr	92
LAVANMU	Lavandula angustifolia 'Munstead'	10L	30-40cm	Bushy	0.7Ctr	87
LAVANVE	Lavandula angustifolia 'Vera'	10L	30-40cm	Bushy	0.7Ctr	150
PHOFRRER	Photinia x fraseri 'Red Robin'	10L	60-80cm	Bushy	0.8Ctr	90
PITTETT	Pittosporum tenuifolium 'Tom Thumb'	10L	30-40cm	Bushy	0.7Ctr	135
PRULAOL	Prunus laurocerasus 'Otto Luyken'	10L	60-80cm	Bushy	0.7Ctr	143
ROSOF	Rosmarinus officinalis	10L	40-60cm	Bushy	0.7Ctr	95
SARHOHU	Sarcococca humilis	10L	30-40cm	Bushy	0.7Ctr	23
SKIJARU	Skimmia japonica 'Rubella'	10L	40-60cm	Bushy	0.7Ctr	207
VIBDA	Viburnum davidii	10L	40-60cm	Bushy	0.7Ctr	35
						Total :3281

Shrubs - Groundcover

Abbr	Species	Pot Size	Height	Habit	Density	Number
BERWI	Berberis wilsoniae	3L	20-30cm	Bushy	0.6Ctr	39
COTMI	Cotoneaster microphyllus	3L	30-40cm	Bushy	0.6Ctr	52
EUOGAIA	Euonymus fortunei 'Emerald Gaiety'	3L	20-30cm	Bushy	0.6Ctr	52
HYPCA	Hypericum calycinum	3L	20-30cm	Bushy	0.6Ctr	39
PACTE	Pachysandra terminalis	3L	20-30cm	Bushy	0.6Ctr	78
						Total :260

Native Mix Species Hedgerow

Abbr	Species	Supply	Height	Density	Mix %	Number
CORAV	Corylus avellana	T 1+1: 3 Breaks	60-80cm	0.4Ctr Double Staggered at 0.4m offset	15%	337
CRAMON	Crataegus monogyna	T 1+1: 3 Breaks	60-80cm	0.4Ctr Double Staggered at 0.4m offset	40%	889
ILEAQ	Ilex aquifolium	2L: 3 Breaks	40-60cm	0.4Ctr Double Staggered at 0.4m offset	10%	227
PRUSP	Prunus spinosa	T 1+1: 3 Breaks	60-80cm	0.4Ctr Double Staggered at 0.4m offset	15%	337
ROSCA	Rosa canina	T1+1: 3 Breaks	60-80cm	0.4Ctr Double Staggered at 0.4m offset	10%	227
VIBOP	Viburnum opulus	T1+1: 3 Breaks	60-80cm	0.4Ctr Double Staggered at 0.4m offset	10%	227
						Total :2244

Native Shrub Mix

Abbr	Species	Supply	Height	Density	Number
CORSA	Cornus sanguinea	T 1+1: 3 Breaks	60-80cm	1Ctr	13
CORAV	Corylus avellana	T 1+1: 3 Breaks	60-80cm	1Ctr	32
ILEAQ	Ilex aquifolium	2L: 3 Breaks	40-60cm	1Ctr	37
LIGVU	Ligustrum vulgare	T 1+1: 3 Breaks	60-80cm	1Ctr	19
ROSCA	Rosa canina	T 1+1: 3 Breaks	60-80cm	1Ctr	7
VIBOP	Viburnum opulus	T 1+1: BR	60-80cm	1Ctr	19
					Total :127

Marginal / Aquatics

Abbr	Species	Supply	Pot Size	Density	Area	Number
CARAC	Carex acuta	Plug 100cc		10/m²	12.75m²	131
ELPAL	Eleocharis palustris	Plug 100cc		10/m²	12.75m²	131
GLYMAX	Glyceria maxima	Plug 100cc		10/m²	12.75m²	131
IRIPS	Iris pseudacorus	Plug 100cc		10/m²	17m²	173
JUNEF	Juncus effusus	Plug 100cc		10/m²	12.75m²	131
JUNIN	Juncus inflexus	Plug 100cc		10/m²	12.75m²	131
SAGSA	Sagnittaria sagittifolia	Plug 100cc		10/m²	12.75m²	131
SCILA	Scirpus lacustris	Plug 100cc		10/m²	12.75m²	131
					Total :106.25m²	Total :1090

Turf Areas

Seed Mix Name	Seed Mix Supplier
Medallion turf	Rolawn Ltd

Amenity Grassland Areas

Seed Mix Name	Seed Mix Supplier	Density
EL1 - Flowering Lawn Mix	Emorsgate Seeds	4g/m²

Amenity Meadow Areas

Seed Mix Name	Seed Mix Supplier	Density
EM1 - General Purpose Meadow	Emorsgate Seeds	4g/m²

SuDS Meadow Areas

Seed Mix Name	Seed Mix Supplier	Density
EM8 - Meadow Mixture for Wetland	Emorgate Seeds	4g/m²

Existing Ridge and Furrow
Existing ridge and furrow to be retained and managed.

Existing Grassland
Existing grassland to be retained and managed.

Seasonal Native bulbs
Species
Hyacinthoides non-scripta - (English Bluebell) 30% of area
Galanthus nivalis (Snowdrop)- 30% of area
Narcissus pseudonarcissus (Wild Daffodil) - 35% of area

Street Furniture & Boundary Treatments

Seat: Roslin (Ref:BX17-4001T) as supplied by Broxap or similar approved.

Litter Bin: Derby Litter Bin (Ref: BX45G 2550) in colour Green RAL 6005 as supplied by Broxap or similar approved. Bin to be labeled as accepting both refuse and dog waste.

Timber post & rail fence: 1.2m high 4-bar.
To be installed with 25 x25mm gauge wire mesh to 0.9m to prevent climbing.

Maintenance gate: 3.6m wide x 1.2m high 5-bar timber field gate.

Bow-top railings: 1.0m high. (Colour: Black RAL 1005).

Pedestrian Gate. 1.0m high bow-top self-closing gate (yellow, RAL 1023) anti-trap to BS EN 1176.

Maintenance Gate. 1.0m high x 2.7m wide bow-top double-leaf maintenance gate (yellow, RAL 1023) anti-trap to BS EN 1176.

Surface Treatments
2m wide tarmac path with standard pcc edge.

Mown path.

Jungle Mulch as supplied by Play Smart UK or similar approved. To be EN1176 / 77 compliant and to depths as specified by manufacturer of play elements. No edging required unless site conditions require it.

Reinforced grass matting Safety Matta in black (401) as supplied by Matta Products (wwwmatta.co.uk) or similar approved.

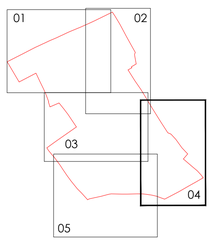

Rev C 12.09.23 AL Updated to the latest planning layout and engineering details.
Rev B 10.02.23 HJ Native hedgerows added to ecologist recommendations.
Rev A 22.09.22 HJ Updated to the latest planning layout.

Project
Land East of Lutterworth Road, Burbage

Drawing title
Soft Landscape Proposals
(Sheet 4 of 5)

Client
Davidsons Developments

Scale	Drawn	Checked
1:250 @ A0	AD	JW
Date	Number/Figure	
14/06/2022	GL1199 04C	

golby+luck
landscape architects

Specification Notes:

All plants shall conform to BS 3936 and be in accordance with the National Plant Specification. Supplying nurseries shall be Registered under the HTA Nursery Certification Scheme. All plants shall be packed and transported in accordance with the Code of Practice for Plant Handling as produced by CPSE.

No species, variety, size or position to be amended without the Landscape Architects prior approval.

If the formation level is compacted it should be ripped through before topsoiling. Topsoil depths to be 300mm for shrub beds and 150mm for grass areas.

All landscape proposals must be referred to by the Structural Engineer during foundation design.

All planting has been indicated making every effort to avoid conflict with highway land. Prior to submission it is the clients responsibility to ensure that all landscaping is reviewed by the project manager/highway engineer to ensure there is not conflict with highway land and future adoptions.

Before trees are planted, the Landscape Contractor shall ascertain the location of drains from the site manager, and shall if necessary make minor adjustments to tree positions to ensure that they are planted at least 1.5m from drains. They should however be planted no closer to houses/garages than is shown on the drawing, and if shown located in shrub beds, the shape of the latter should be adjusted if necessary to accommodate the revised tree position.

If planting conditions are particularly poor e.g. waterlogged/frozen ground or poor soils, the Site Manager must be notified. All works will halt until conditions are considered acceptable.

All trees, ornamental planting and identified native planting to be mulched to a depth of 75mm and in accordance with horticultural best practice guidelines ensuring plants are not buried.

All bare root stock shall be root dipped in an approved water-retaining polymer. If planting is required outside the October-March season, bare root trees will be replaced by a containerised equivalent to be approved by the project landscape architect.

Planting in pedestrian visibility splays: Any planting stock specified in pedestrian visibility splays and exceeding 0.60m in height is to be cut down to 0.45m in height at the time of planting. It shall be maintained at a height not exceeding 0.60m in height in perpetuity.

Trees: All tree locations and species must be taken into consideration by the project Structural Engineer to ensure that foundation design accords with the specifications set out under Chapter 4.2 of the NHBC Standards. It is the Contractors responsibility to ensure that all underground services have been located and identified in advance of tree pit excavation. No tree species/location/specification will be amended without prior approval from the project Landscape Architect and/or the Client. Root barriers are to be provided as directed by the project engineer. **All trees to be supplied with a minimum 1.8m clear stem unless clearly stated otherwise.** Supply and aftercare shall be in accordance with BS 8545: 2014 Trees: from nursery to independence in the landscape, with aftercare proposals detailed in an accompanying management plan.

Specimen Shrubs: All specimen shrubs to be planted in accordance with horticultural best practice guidelines. No feature shrub or climbers species, size or location should be altered without prior approval from the Landscape Architect. Planting beds to be mulched with 75mm layer of bark.

Hedgerows: All ornamental hedgerow shrubs to be planted in accordance with horticultural best practice guidelines. No hedgerow shrub species, size or location should be altered without prior approval from the Landscape Architect. Planting beds to be mulched with 75mm layer of bark.

Native Hedgerows (transplants): All native hedgerow shrubs to be planted in accordance with horticultural best practice guidelines. The landscape proposals must be referred to by the Structural Engineer during foundation design. No hedgerow shrub species, size or location should be altered without prior approval from the Landscape Architect. Hedgerow shrubs to be planted on a double staggered row at 400mm centres, 300mm apart with no less than 6 per linear metre. Individual species to be planted in groups of 9-18 within the bed. Ground to be cleared, removing all weeds and other debris in advance of planting and cultivated to a fine tilth. If required suitable soil conditioners, such as mushroom compost, should be incorporated. Transplanted stock to be planted into an appropriate sized pit or notch and protected using bio-degradable spiral guards (Rainbow Treebio Biodegradable Spiral Guard) secured with a 15mm diameter min. bamboo can inserted inside the guard and upto a third in its length into the ground. Shrubs are to be planted using a shrub shelter (Treeguard Mesh for Shurbs in green), supported by a timber stake with appropriate tie, fitted in accordance with the manufactures guidelines. Following planting the ground is to be watered to field capacity. Planting beds to site frontages/features areas be mulched with 75mm layer of bark. Guards and shelters to be supplied Green Tech (www.green-tech.co.uk) or similar.

Shrubs & herbaceous: All ornamental and amenity shrubs to be planted in accordance with horticultural best practice guidelines. No shrub species, size or location should be altered without prior approval from the Landscape Architect. Individual species to be planted in groups of 3-7 within mixed species beds. Planting beds to be mulched with 75mm layer of bark.

Native Shrubs and Whips: All shrubs, transplants and whips to be planted in accordance with horticultural best practice guidelines. The landscape proposals must be referred to by the Structural Engineer during foundation design. No plant species, size or location should be altered without prior approval from the Landscape Architect. Individual species to be planted in groups of 9-18 within the bed. Ground to be cleared, removing all weeds and other debris in advance of planting and cultivated to a fine tilth. If required suitable soil conditioners, such as mushroom compost, should be incorporated. Transplanted stock to be planted into an appropriate sized pit or notch and protected using bio-degradable spiral guards (Rainbow Treebio Biodegradable Spiral Guard) secured with a 15mm diameter min. bamboo can inserted inside the guard and upto a third in its length into the ground. Shrubs and whips are to be planted using a shrub/tree shelter ((Treeguard Mesh in green), supported by a timber stake with appropriate tie, fitted in accordance with the manufactures guidelines. Following planting the ground is to be watered to field capacity. Planting beds to site frontages/features areas be mulched with 75mm layer of bark. Guards and shelters to be supplied Green Tech (www.green-tech.co.uk) or similar.

Amenity Turf & Seeding: All turf and seeding to be completed in line with horticultural best practice. Seed to be applied at the rates (g/m2) advised by manufacturer/supplier. Prior to seeding, ground shall be cultivated to a fine tilth incorporating 150mm of topsoil to finished formation level. All areas shall be free of weed growth prior to turfing/ seeding.

Meadow Grassland:
All turf and seeding to be completed in line with horticultural best practice. Seed to be applied at the rates (g/m2) advised by manufacturer/supplier. Prior to seeding, all areas shall be stripped of topsoil to provide a nutrient-poor subsoil for meadow establishment. Where ground requires additional soil fill to meet finished formation levels this shall be made up using site-won subsoil. Subsoil shall be cultivated to a suitable tilth and be free of weed growth at point of seeding

Marginal & Acquatic species: All marginals to be planted in accordance with horticultural best practice guidelines. No marginals species, size or location should be altered without prior approval from the Landscape Architect. Individual species to be planted in groups of 12-21.

Bulbs: All bulbs to be planted in accordance with horticultural best practice guidelines.

Landscape Institute Registered Practice

Scale Bar
0m 5m 10m 15m 20m 25m

tel: 01530 265688 | email: info@golbyandluck.co.uk | web: www.golbyandluck.co.uk
This drawing has been produced by GOLBY AND LUCK LTD © all rights reserved. Ordnance Survey Licence No.100053702 registered with ProMAP
Office: 207 Leicester Road, Ibstock, Leicestershire, LE67 6HP

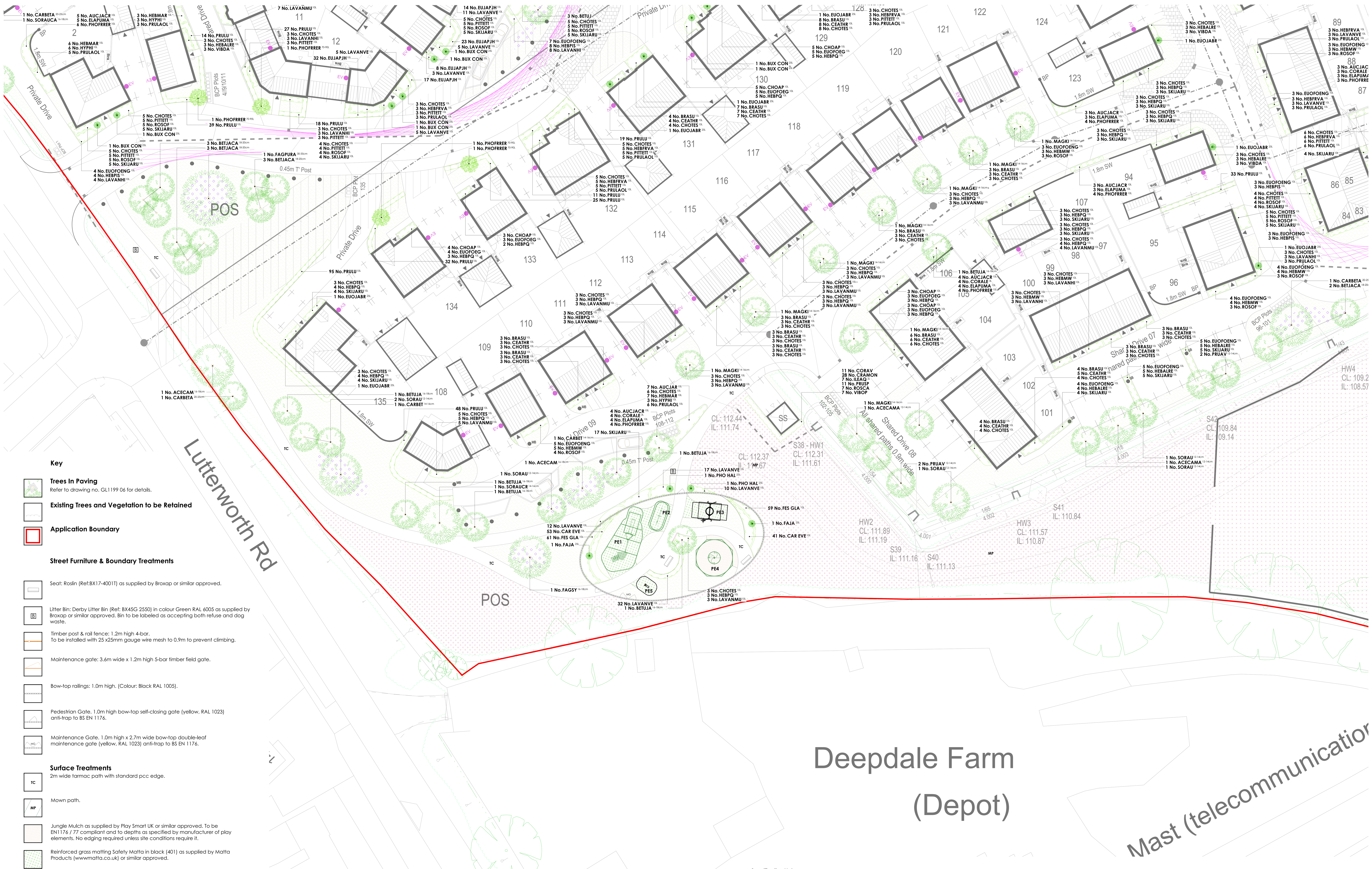

Key

Trees In Paving
Refer to drawing no. GL1199 06 for details.

Existing Trees and Vegetation to be Retained

Application Boundary

Street Furniture & Boundary Treatments

Seat: Roslin (Ref:BX17-4001T) as supplied by Broxap or similar approved.

Litter Bin: Derby Litter Bin (Ref: BX45G 2550) in colour Green RAL 6005 as supplied by Broxap or similar approved. Bin to be labeled as accepting both refuse and dog waste.

Timber post & rail fence: 1.2m high 4-bar.
To be installed with 25 x25mm gauge wire mesh to 0.9m to prevent climbing.

Maintenance gate: 3.6m wide x 1.2m high 5-bar timber field gate.

Bow-top railings: 1.0m high. (Colour: Black RAL 1005).

Pedestrian Gate. 1.0m high bow-top self-closing gate (yellow, RAL 1023) anti-trap to BS EN 1176.

Maintenance Gate. 1.0m high x 2.7m wide bow-top double-leaf maintenance gate (yellow, RAL 1023) anti-trap to BS EN 1176.

Surface Treatments

TC — 2m wide tarmac path with standard pcc edge.

MP — Mown path.

Jungle Mulch as supplied by Play Smart UK or similar approved. To be EN1176 / 77 compliant and to depths as specified by manufacturer of play elements. No edging required unless site conditions require it.

Reinforced grass matting Safety Matta in black (401) as supplied by Matta Products (wwwmatta.co.uk) or similar approved.

Play Area

Play Equipment Schedule

PE1 - Multiplay Structure (Ref: J4932) as supplied by Proludic (www.proludic.co.uk), or similar product from an approved manufacturer.

PE2 - Seeswaw (Ref: J4920) as supplied by Proludic (www.proludic.co.uk), or similar product from an approved manufacturer.

PE3 - Basket Swing (Ref: J435-C) as supplied by Proludic (www.proludic.co.uk), or similar product from an approved manufacturer.

PE4 - Roundabout (Ref: J2409) as supplied by Proludic (www.proludic.co.uk), or similar product from an approved manufacturer.

PE5 - Springer (Ref: J880) as supplied by Proludic (www.proludic.co.uk), or similar product from an approved manufacturer.

All play equipment as supplied by Proludic (www.proludic.co.uk) or similar product from an approved manufacturer. All equipment to be installed with grass safety surfacing in line with manufacturer guidelines.

All play equipment and layout proposals to be specified in accordance with the requirements set out under BS EN 1176 and Equality Act 2010. Following the agreement of play equipment and the general arrangement the selected manufacturer's details will be submitted to the local council for approval along with the finalised proposals and accompanying certificates and details. Signs are to be supplied and erected that the play area is a 'Dog Free' zone and any other information required. Exact wording to be agreed with the Local Planning Authority.

Specification Notes:

All plants shall conform to BS 3936 and be in accordance with the National Plant Specification. Supplying nurseries shall be Registered under the HTA Nursery Certification Scheme. All plants shall be packed and transported in accordance with the Code of Practice for Plant Handling as produced by CPSE.

No species, variety, size or position to be amended without the Landscape Architects prior approval.

If the formation level is compacted it should be ripped through before topsoiling. Topsoil depths to be 300mm for shrub beds and 150mm for grass areas.

All landscape proposals must be referred to by the Structural Engineer during foundation design.

All planting has been indicated making every effort to avoid conflict with highway land. Prior to submission it is the clients responsibility to ensure that all landscaping is reviewed by the project manager/highway engineer to ensure there is not conflict with highway land and future adoptions.

Before trees are planted, the Landscape Contractor shall ascertain the location of drains from the site manager, and shall if necessary make minor adjustments to tree positions to ensure that they are planted at least 1.5m from drains. They should however be planted no closer to houses/garages than is shown on the drawing, and if shown located in shrub beds, the shape of the latter should be adjusted if necessary to accommodate the revised tree position.

If planting conditions are particularly poor e.g. waterlogged/frozen ground or poor soils, the Site Manager must be notified. All works will halt until conditions are considered acceptable.

All trees, ornamental planting and identified native planting to be mulched to a depth of 75mm and in accordance with horticultural best practice guidelines ensuring plants are not buried.

All bare root stock shall be root dipped in an approved water-retaining polymer. If planting is required outside the October-March season, bare root trees will be replaced by a containerised equivalent to be approved by the project landscape architect.

Planting in pedestrian visibility splays: Any planting stock specified in pedestrian visibility splays and exceeding 0.60m in height is to be cut down to 0.45m in height at the time of planting. It shall be maintained at a height not exceeding 0.60m in height in perpetuity.

Trees: All tree locations and species must be taken into consideration by the project Structural Engineer to ensure that foundation design accords with the specifications set out under Chapter 4.2 of the NHBC Standards. It is the Contractors responsibility to ensure that all underground services have been located and identified in advance of tree pit excavation. No tree species/location/specification will be amended without prior approval from the project Landscape Architect and/or the Client. Root barriers are to be provided as directed by the project engineer. **All trees to be supplied with a minimum 1.8m clear stem unless clearly stated otherwise.** Supply and aftercare shall be in accordance with BS 8545: 2014 Trees: from nursery to independence in the landscape, with aftercare proposals detailed in an accompanying management plan.

Specimen Shrubs: All specimen shrubs to be planted in accordance with horticultural best practice guidelines. No feature shrub or climbers species, size or location should be altered without prior approval from the Landscape Architect. Planting beds to be mulched with 75mm layer of bark.

Hedgerows: All ornamental hedgerow shrubs to be planted in accordance with horticultural best practice guidelines. No hedgerow shrub species, size or location should be altered without prior approval from the Landscape Architect. Planting beds to be mulched with 75mm layer of bark.

Native Hedgerows (transplants): All native hedgerow shrubs to be planted in accordance with horticultural best practice guidelines. The landscape proposals must be referred to by the Structural Engineer during foundation design. No hedgerow shrub species, size or location should be altered without prior approval from the Landscape Architect. Hedgerow shrubs to be planted on a double staggered row at 400mm centres, 300mm apart with no less than 6 per linear metre. Individual species to be planted in groups of 9-18 within the bed. Ground to be cleared, removing all weeds and other debris in advance of planting and cultivated to a fine tilth. If required suitable soil conditioners, such as mushroom compost, should be incorporated. Transplanted stock to be planted into an appropriate sized pit or notch and protected using bio-degradable spiral guards (Rainbow Treebio Biodegradable Spiral Guard) secured with a 15mm diameter min. bamboo can inserted inside the guard and upto a third in its length into the ground. Shrubs are to be planted using a shrub shelter (Treeguard Mesh for Shurbs in green), supported by a timber stake with appropriate tie, fitted in accordance with the manufactures guidelines. Following planting the ground is to be watered to field capacity. Planting beds to site frontages/features areas be mulched with 75mm layer of bark. Guards and shelters to be supplied Green Tech (www.green-tech.co.uk) or similar.

Shrubs & herbaceous: All ornamental and amenity shrubs to be planted in accordance with horticultural best practice guidelines. No shrub species, size or location should be altered without prior approval from the Landscape Architect. Individual species to be planted in groups of 3-7 within mixed species beds. Planting beds to be mulched with 75mm layer of bark.

Native Shrubs and Whips: All shrubs, transplants and whips to be planted in accordance with horticultural best practice guidelines. The landscape proposals must be referred to by the Structural Engineer during foundation design. No plant species, size or location should be altered without prior approval from the Landscape Architect. Individual species to be planted in groups of 9-18 within the bed. Ground to be cleared, removing all weeds and other debris in advance of planting and cultivated to a fine tilth. If required suitable soil conditioners, such as mushroom compost, should be incorporated. Transplanted stock to be planted into an appropriate sized pit or notch and protected using bio-degradable spiral guards (Rainbow Treebio Biodegradable Spiral Guard) secured with a 15mm diameter min. bamboo can inserted inside the guard and upto a third in its length into the ground. Shrubs and whips are to be planted using a shrub/tree shelter ((Treeguard Mesh in green), supported by a timber stake with appropriate tie, fitted in accordance with the manufactures guidelines. Following planting the ground is to be watered to field capacity. Planting beds to site frontages/features areas be mulched with 75mm layer of bark. Guards and shelters to be supplied Green Tech (www.green-tech.co.uk) or similar.

Amenity Turf & Seeding: All turf and seeding to be completed in line with horticultural best practice. Seed to be applied at the rates (g/m2) advised by manufacturer/supplier. Prior to seeding, ground shall be cultivated to a fine tilth incorporating 150mm of topsoil to finished formation level. All areas shall be free of weed growth prior to turfing/ seeding.

Meadow Grassland:
All turf and seeding to be completed in line with horticultural best practice. Seed to be applied at the rates (g/m2) advised by manufacturer/supplier. Prior to seeding, all areas shall be stripped of topsoil to provide a nutrient-poor subsoil for meadow establishment. Where ground requires additional soil fill to meet finished formation levels this shall be made up using site-won subsoil. Subsoil shall be cultivated to a suitable tilth and be free of weed growth at point of seeding

Marginal & Acquatic species: All marginals to be planted in accordance with horticultural best practice guidelines. No marginals species, size or location should be altered without prior approval from the Landscape Architect. Individual species to be planted in groups of 12-21.

Bulbs: All bulbs to be planted in accordance with horticultural best practice guidelines.

PLANT SCHEDULE

Trees - On Plot

Abbr	Species	Supply	Size	Girth	Number
MAGKI	Magnolia kobus 'Isis'	PLT :Extra Heavy Standard :Clear Stem 175-200 :RB	425-600cm	14-16cm	15
SORAUCR	Sorbus aucuparia 'Cardinal Royal'	PLT :Extra Heavy Standard :Clear Stem 175-200 :RB	425-600cm	14-16cm	1
AMARH	Amelanchier arborea 'Robin Hill'	PLT :Extra Heavy Standard :Clear Stem 175-200 :RB	450-625cm	16-18cm	2
BETUJA	Betula utilis jacquemontii	PLT :Extra Heavy Standard :Clear Stem 175-200 :C 50L	450-625cm	16-18cm	7
MALTRI	Malus triobata	PLT :Extra Heavy Standard :Clear Stem 175-200 :RB	450-625cm	16-18cm	4
					Total :29

Trees - POS

Abbr	Species	Supply	Size	Girth	Number
BETUJ	Betula utilis jacquemontii	POS :Feather :Multi-Stemmed :C 90L	350-425cm		3
ACECAMA	Acer campestre	POS :Heavy Standard :Clear Stem 150-175 :BR	350-425cm	12-14cm	2
PRUAV	Prunus avium	POS :Heavy Standard :Clear Stem 150-175 :BR	350-425cm	12-14cm	4
SORAU	Sorbus aucuparia	POS :Heavy Standard :Clear Stem 150-175 :BR	350-425cm	12-14cm	6
CARBET	Carpinus betulus	POS :Extra Heavy Standard :Clear Stem 175-200 :BR	425-600cm	14-16cm	2
MALEV	Malus 'Evereste'	POS :Extra Heavy Standard :Clear Stem 175-200 :BR	425-600cm	14-16cm	4
ACECAM	Acer campestre	POS :Extra Heavy Standard :Clear Stem 175-200 :BR	450-625cm	16-18cm	2
FAGSY	Fagus sylvatica	POS :Extra Heavy Standard :Clear Stem 175-200 :RB	450-625cm	16-18cm	1
SORAUCA	Sorbus aucuparia	POS :Extra Heavy Standard :Clear Stem 175-200 :BR	350-425cm	16-18cm	2
BETJACA	Betula utilis jacquemontii	POS :Extra Heavy Standard :Clear Stem 175-200 :C 90L	450-625cm	18-20cm	12
CARBETA	Carpinus betulus	POS :Semi-Mature :Clear Stem min. 200 :RB	425-600cm	20-25cm	3
PYRCHAC	Pyrus calleryana 'Chanticleer'	POS :Semi-Mature :Clear Stem min. 200 :RB	600cm+	20-25cm	1
FAGPURA	Fagus sylvatica 'Purpurea'	POS :Semi-Mature :Clear Stem min. 200 :RB	600cm+	30-35cm	1
					Total :43

Specimen Shrubs & Climbers

Abbr	Species	Pot Size	Height	Habit	Number
BUX CON	Buxus sempervirens	25L	100-125cm	Topiary cone	27
EUOJABR	Euonymus japonicus 'Bravo'	25L	100-120cm	Bushy	11
FAJA	Fatsia japonica	25L	100-120cm	Bushy	2
PHO HAL	Photinia fraseri 'Red Robin'	25L	150-175cm	Topiary half std 50-60cm head	19
PHOFRRER	Photinia x fraseri 'Red Robin'	70-90L	225-250cm	Standard: 12-14cm gth	20
					Total :79

Single Species Hedgerows

Abbr	Species	Pot Size	Height	Habit	Density	Number
ELAEB	Elaeagnus x ebbingei	5L	40-60cm	Bushy	0.4Ctr	86
EUJAPJH	Euonymus japonicus 'Jean Hugues'	10L	40-60cm	Bushy	0.35Ctr	285
LAVANVE	Lavandula angustifolia 'Vera'	10L	30-40cm	Bushy	0.35Ctr	32
PRULU	Prunus lusitanica	10L	80-100cm	Bushy	0.4Ctr	1377
						Total :1780

Shrubs - On Plot

Abbr	Species	Pot Size	Height	Habit	Density	Number
AUCJACR	Aucuba japonica 'Crotonifolia'	10L	60-80cm	Bushy	0.8Ctr	81
AUCJAR	Aucuba japonica 'Rozannie'	10L	60-80cm	Bushy	0.7Ctr	7
BRASU	Brachyglottis 'Sunshine'	10L	40-60cm	Bushy	0.7Ctr	159
CAR EVE	Carex Evergold	10L	30-40cm	Bushy	0.5Ctr	94
CEATHR	Ceanothus thyrsiflorus repens	10L	40-60cm	Bushy	0.7Ctr	147
CHOAP	Choisya 'Aztec Pearl'	10L	40-60cm	Bushy	0.7Ctr	77
CHOTES	Choisya ternata 'Sundance'	10L	40-60cm	Bushy	0.7Ctr	519
CORALE	Cornus alba 'Elegantissima'	3L	60-80cm	Branched	0.8Ctr	49
ELAPUMA	Elaeagnus pungens 'Maculata'	10L	60-80cm	Bushy	0.8Ctr	81
EUOFOENG	Euonymus fortunei 'Emerald 'n' Gold'	10L	30-40cm	Bushy	0.7Ctr	167
EUOFOEG	Euonymus fortunei 'Emerald Gaiety'	10L	30-40cm	Bushy	0.7Ctr	82
FES GLA	Festuca glauca	10L	30-40cm	Bushy	0.5Ctr	120
HEBMAR	Hebe 'Marjorie'	10L	40-60cm	Bushy	0.7Ctr	36
HEBMW	Hebe 'Mrs Winder'	10L	30-40cm	Bushy	0.7Ctr	79
HEBPQ	Hebe 'Purple Queen'	10L	30-40cm	Bushy	0.7Ctr	178
HEBALRE	Hebe albicans 'Red Edge'	10L	30-40cm	Bushy	0.7Ctr	167
HEBFRVA	Hebe franciscana 'Variegata'	10L	40-60cm	Bushy	0.7Ctr	80
HEBPIS	Hebe pinguifolia 'Sutherlandii'	10L	30-40cm	Bushy	0.7Ctr	67
HYPHI	Hypericum 'Hidcote'	10L	40-60cm	Bushy	0.7Ctr	34
LAVANHI	Lavandula angustifolia 'Hidcote'	10L	30-40cm	Bushy	0.7Ctr	92
LAVANMU	Lavandula angustifolia 'Munstead'	10L	30-40cm	Bushy	0.7Ctr	87
LAVANVE	Lavandula angustifolia 'Vera'	10L	30-40cm	Bushy	0.7Ctr	150
PHOFRRER	Photinia x fraseri 'Red Robin'	10L	60-80cm	Bushy	0.8Ctr	90
PITTETT	Pittosporum tenuifolium 'Tom Thumb'	10L	30-40cm	Bushy	0.7Ctr	135
PRULAOL	Prunus laurocerasus 'Otto Luyken'	10L	60-80cm	Bushy	0.7Ctr	143
ROSOF	Rosmarinus officinalis	10L	40-60cm	Bushy	0.7Ctr	95
SARHOHU	Sarcococca humilis	10L	30-40cm	Bushy	0.7Ctr	23
SKIJARU	Skimmia japonica 'Rubella'	10L	40-60cm	Bushy	0.7Ctr	207
VIBDA	Viburnum davidii	10L	40-60cm	Bushy	0.7Ctr	35
						Total :3281

Shrubs - Groundcover

Abbr	Species	Pot Size	Height	Habit	Density	Number
BERWI	Berberis wilsoniae	3L	20-30cm	Bushy	0.6Ctr	39
COTMI	Cotoneaster microphyllus	3L	30-40cm	Bushy	0.6Ctr	52
EUOGAIA	Euonymus fortunei 'Emerald Gaiety'	3L	20-30cm	Bushy	0.6Ctr	52
HYPCA	Hypericum calycinum	3L	20-30cm	Bushy	0.6Ctr	39
PACTE	Pachysandra terminalis	3L	20-30cm	Bushy	0.6Ctr	78
						Total :260

Native Mix Species Hedgerow

Abbr	Species	Supply	Height	Density	Mix %	Number
CORAV	Corylus avellana	T 1+1: 3 Breaks	60-80cm	0.4Ctr Double Staggered at 0.4m offset	15%	337
CRAMON	Crataegus monogyna	T 1+1: 3 Breaks	60-80cm	0.4Ctr Double Staggered at 0.4m offset	40%	889
ILEAQ	Ilex aquifolium	2L: 3 Breaks	40-60cm	0.4Ctr Double Staggered at 0.4m offset	10%	227
PRUSP	Prunus spinosa	T 1+1: 3 Breaks	60-80cm	0.4Ctr Double Staggered at 0.4m offset	15%	337
ROSCA	Rosa canina	T1+1: 3 Breaks	60-80cm	0.4Ctr Double Staggered at 0.4m offset	10%	227
VIBOP	Viburnum opulus	T1+1: 3 Breaks	60-80cm	0.4Ctr Double Staggered at 0.4m offset	10%	227
						Total :2244

Native Shrub Mix

Abbr	Species	Supply	Height	Density	Number
CORSA	Cornus sanguinea	T 1+1: 3 Breaks	60-80cm	1Ctr	13
CORAV	Corylus avellana	T 1+1: 3 Breaks	60-80cm	1Ctr	32
ILEAQ	Ilex aquifolium	2L: 3 Breaks	40-60cm	1Ctr	37
LIGVU	Ligustrum vulgare	T 1+1: 3 Breaks	60-80cm	1Ctr	19
ROSCA	Rosa canina	T 1+1: 3 Breaks	60-80cm	1Ctr	7
VIBOP	Viburnum opulus	T 1+1: BR	60-80cm	1Ctr	19
					Total :127

Marginal / Aquatics

Abbr	Species	Supply	Pot Size	Density	Area	Number
CARAC	Carex acuta	Plug 100cc		10/m²	12.75m²	131
ELPAL	Eleocharis palustris	Plug 100cc		10/m²	12.75m²	131
GLYMAX	Glyceria maxima	Plug 100cc		10/m²	12.75m²	131
IRIPS	Iris pseudacorus	Plug 100cc		10/m²	17m²	173
JUNEF	Juncus effusus	Plug 100cc		10/m²	12.75m²	131
JUNIN	Juncus inflexus	Plug 100cc		10/m²	12.75m²	131
SAGSA	Sagnittaria sagittifolia	Plug 100cc		10/m²	12.75m²	131
SCILA	Scirpus lacustris	Plug 100cc		10/m²	12.75m²	131
					Total :106.25m²	Total :1090

Turf Areas

Seed Mix Name	Seed Mix Supplier
Medallion turf	Rolawn Ltd

Amenity Grassland Areas

Seed Mix Name	Seed Mix Supplier	Density
EL1 - Flowering Lawn Mix	Emorsgate Seeds	4g/m²

Amenity Meadow Areas

Seed Mix Name	Seed Mix Supplier	Density
EM1 - General Purpose Meadow	Emorsgate Seeds	4g/m²

SuDS Meadow Areas

Seed Mix Name	Seed Mix Supplier	Density
EM8 - Meadow Mixture for Wetland	Emorgate Seeds	4g/m²

Existing Ridge and Furrow

Existing ridge and furrow to be retained and managed.

Existing Grassland

Existing grassland to be retained and managed.

Seasonal Native bulbs

Species
Hyacinthoides non-scripta - (English Bluebell) 30% of area
Galanthus nivalis (Snowdrop)- 30% of area
Narcissus pseudonarcissus (Wild Daffodil) - 35% of area

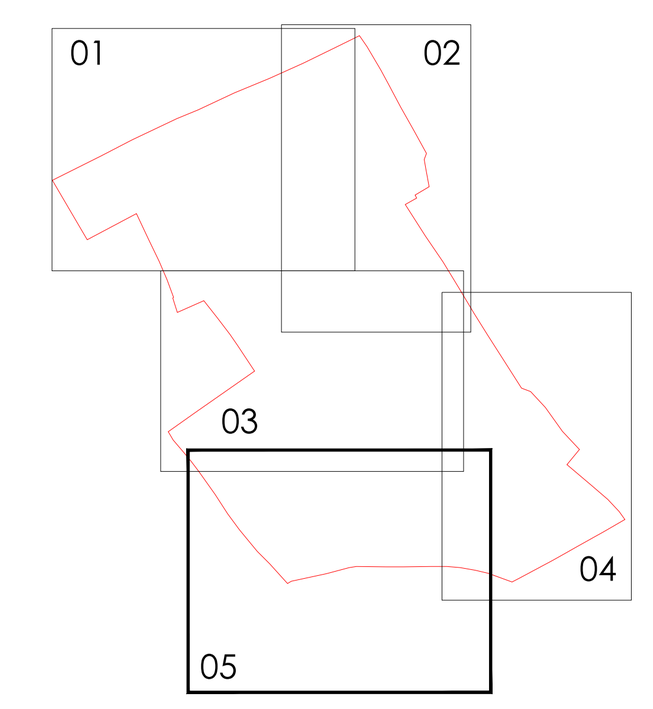

Rev C 12.09.23 AL Updated to the latest planning layout and engineering details.
Rev B 10.02.23 HJ Native hedgerows added to ecologist recommendations.
Rev A 22.09.22 HJ Updated to the latest planning layout.

Project
Land East of Lutterworth Road, Burbage

Drawing title
Soft Landscape Proposals
(Sheet 5 of 5)

Client
Davidsons Developments

Scale 1:250 @ A0 | Drawn AD | Checked JW
Date 14/06/2022 | Number/Figure GL1199 05C

golby+luck landscape architects

Landscape Institute Registered Practice

Scale Bar: 0m 5m 10m 15m 20m 25m

north

tel: 01530 265688 | email: info@golbyandluck.co.uk | web: www.golbyandluck.co.uk

This drawing has been produced by GOLBY AND LUCK LTD © all rights reserved. Ordnance Survey Licence No.100053702 registered with ProMAP

Office: 207 Leicester Road, Ibstock, Leicestershire, LE67 6HP

golby+luck

landscape architects

Tel: 01530 265688 Web: www.golbyandluck.co.uk

Email: info@golbyandluck.co.uk

Office: 207 Leicester Road, Ibstock, Leicestershire, LE67 6HP

Golby and Luck LTD (Company No. 9037776) Registered in England and Wales