

Proposed Front Elevation 1:100

Scale Bar 1:1250

Scale Bar 1:500

Scale Bar 1:200

Scale Bar 1:100

0 1M 2M 3M 4M 5M

Scale Bar 1:50

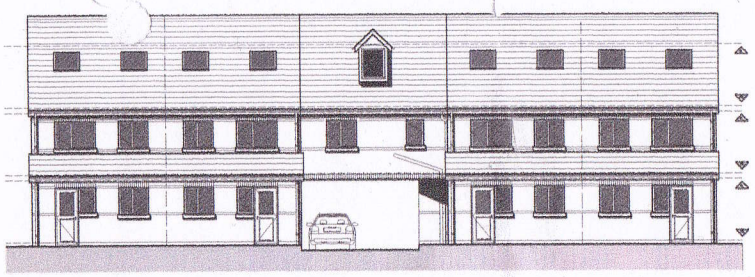

Proposed Rear Elevation 1:100

SCHEDULE OF ACCO

Unit 01
3 Bedroom End Terrace

Unit 02
3 Bedroom Town House

Unit 03
1 Bedroom Flat

Unit 04
3 Bedroom Town House

Unit 05
3 Bedroom End Terrace

PLOT 1

PLOT 2

PLOT 4

PLOT 5

PLOT 3

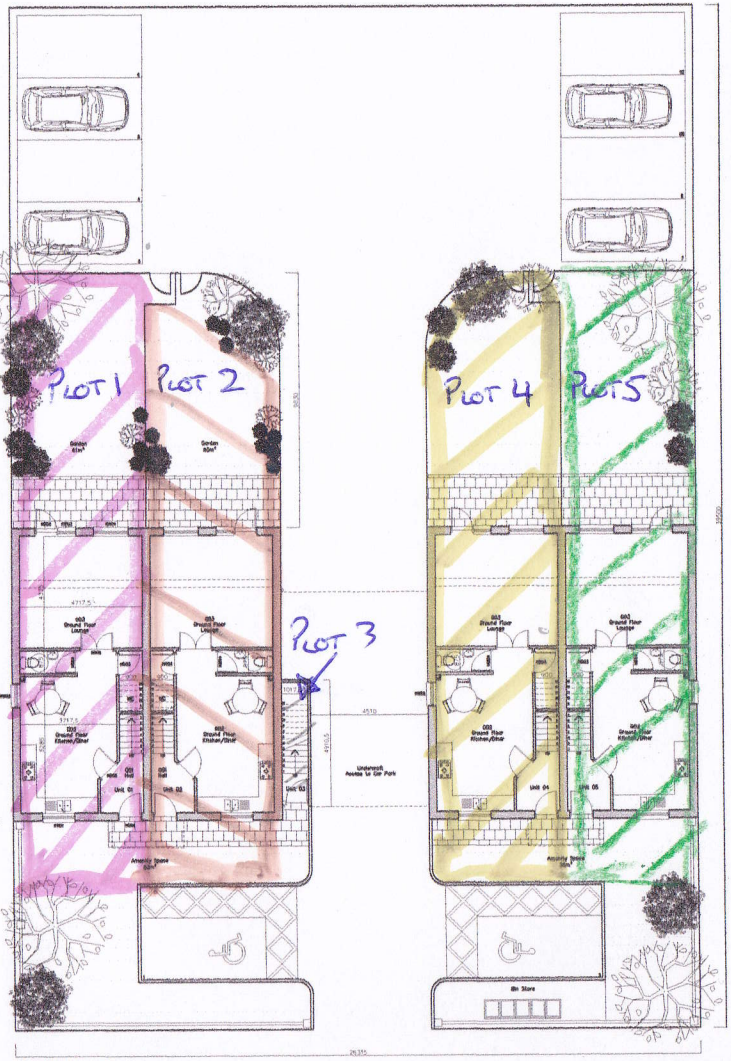

Ground Floor Plan 1:100

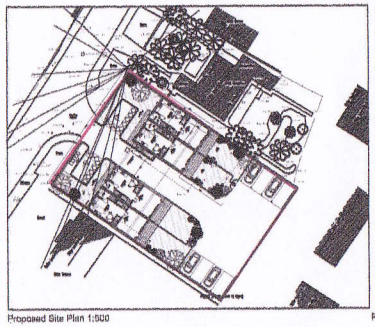

Proposed Site Plan 1:500

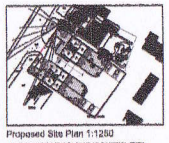

Proposed Site Plan 1:1250

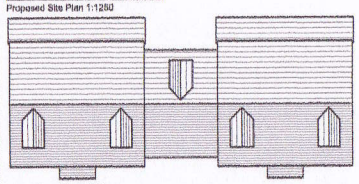

Proposed Roof Plan 1:200

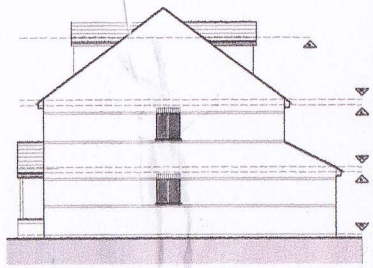

Proposed Side Elevation 1:100

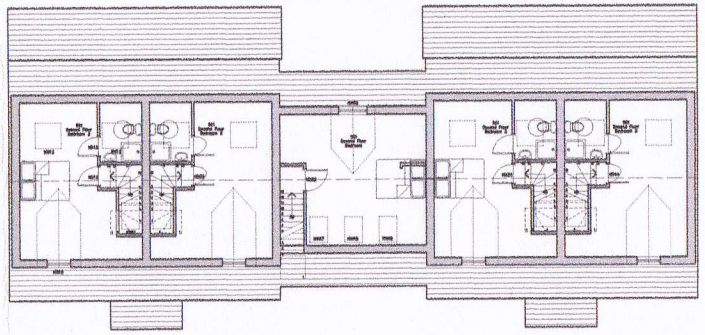

Second Floor Plan 1:100

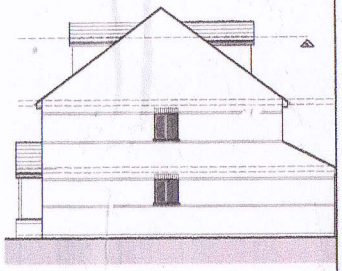

Proposed Side Elevation 1:100

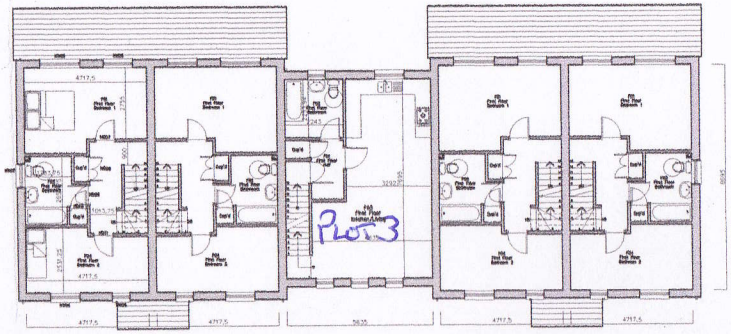

First Floor Plan 1:100

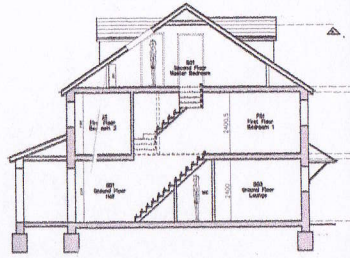

Typical Section (7 Storey) 1:100

AMENDMENTS
D Rear elevations extend
E Amend site plan
F 02.08.11 amended por
roof to incoporate planne
G 08.08.11 amended do
with planners comments
H 09.08.11 amended wi
planners email 08.08.11

DRAWING TITLE
Proposed R

JOB TITLE
Or
68 Mill La
Leic

DRAWING NUMBER
W

SCALE As Shown @

DRAWN AM

walte

t: 01509 416 792
w: www.wattersarchitects.co
e: info@wattersarchitects.co

DO NOT SCALE
Figured dimensions must be taken in pr
errors are to be referred to the architect
or dimensions, as the picture contained
Reserved ©