Notes

No work to start prior permitted deveopment or planning permission

The work will require building regualtion approval

Materials

Bricks to match existing where possible

Windows to match existing where possible colour White UPVC

FFL to match existing on bay

Tiiles to be Sandtoft Double Romans Colour to match existing where possible

Floor to be on 1meter deep foundations to building regulation approval, with min 150mm hardcore on 100mm concrete with 100mm jablo jablite with 1200g DPM above and below the insulat-on with a min 75mm screed or concrete finish dependant on the finish to the floor i.e. Tiles or carpet.

Roof to have 97 x 38 (C16) ceiling joists @ 600crs and 120 x 38 (C16) Rafters @ 600 crs tied back to the bungalow wall and securely notched and fixed to a 100 x 75 softwood wallplate. Battons to 38 x 25 as per manufacturers guidance. 270mm of blanket insulation to be laid in two layers over the bays only with one layer 100mm mineral laid bewteen the ceiling joist and one layer being 170mm laid accros the joist. Rafters to have 90mm celotex inbetween the rafters and 45mm underneath at the bay openings only. U values to reach .16W/M2K where the bay openings are. Minimum 150mm lead flashing chaseed into the brickwork to the new canopy. Timber support brackets to be added one at each end and one in the middle consting of 75mm softwood timber (C16).

Windows to reach U Value of 1.8W/M2K with 28mm glazed units with a FENSA registered certificate issued after completion.

Drainage to have one No 65mm downpipe to link into exiting. Colour and type to match existing.

Existing Front Elevation

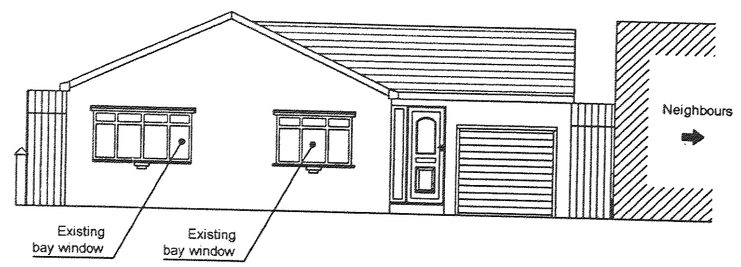

Proposed Front Elevation

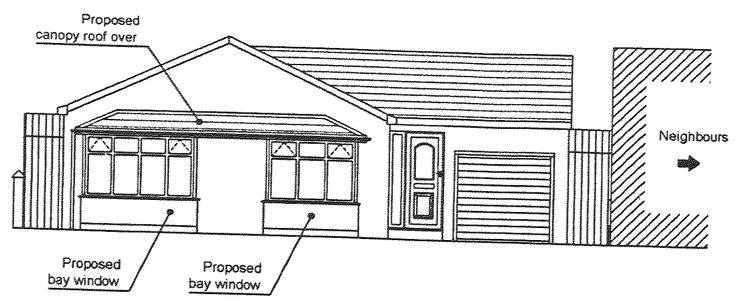

Additional works - Amendments

Date:-

Amendment:-

Person who made changes:-

Other comments:-

Existing Ground Floor Plan

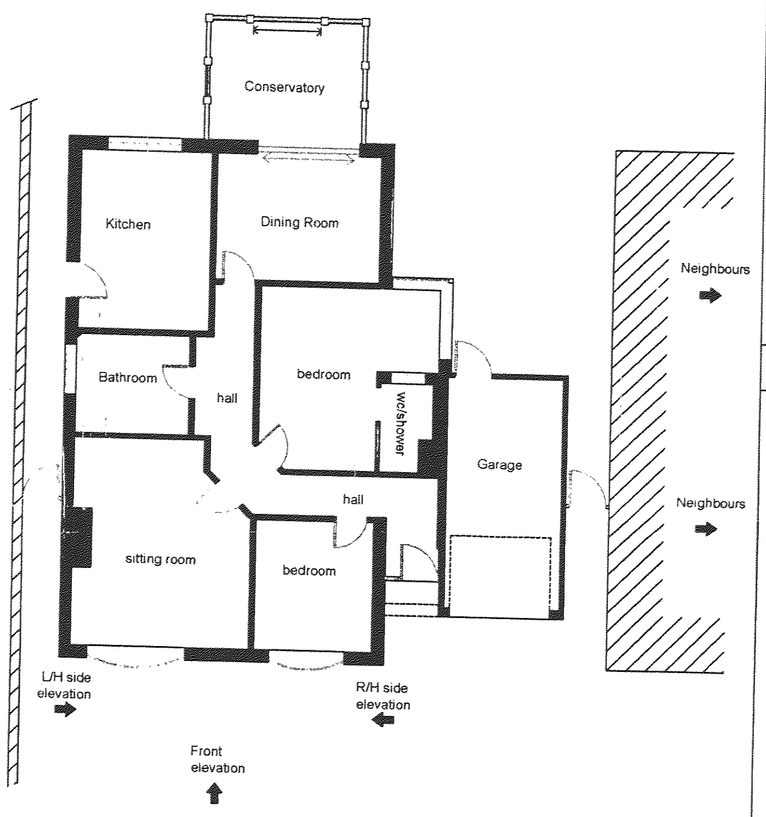

Proposed L/H Side Elevation

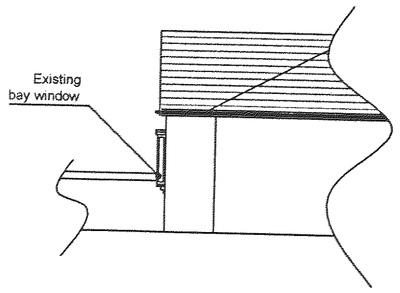

Existing L/H Side Elevation

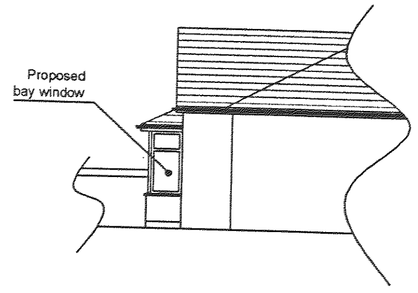

Existing R/H Side Elevation

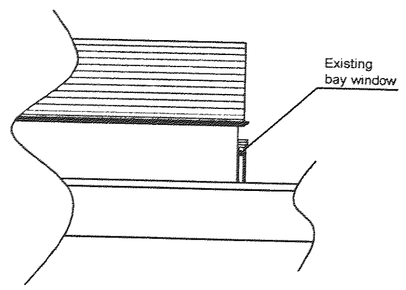

Proposed R/H Side Elevation

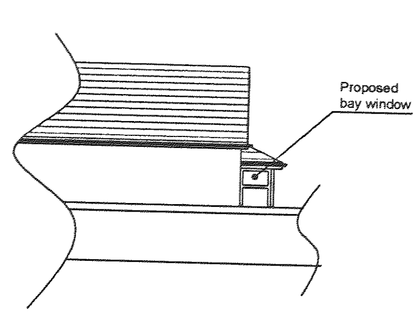

Key
Dimensions with symbol ( ) = they may change due to site conditions.

Dimensions with this symbol * mean this measurement must be no less than stated.

All bricks to match existing where possible.

All the dimensions must be checked prior to the contractor starting on site. Please note that the dimensions on the drawing may change due to the manufacturing processes and suppliers.

Dimensions may change when old structures are removed.

Windows to be UPVC White . to match existing where possible, t supplier at clients discretion.

This drawing is for planning purposes only. Dimensions may change when old structures are removed. All sizes should be finalised on site by the nominated contractor at the clients discretion.

No guttering, eaves or any any part of the building is to overhang onto the neighbouring property at the boundary fence. If the design changes you may be in breach of any planning approval/permitted development with wh at is held on record record with the Local Authority. The building will need building regulation approval.

No building work should commence until the planning permission has been been granted. This drawing is copy right and should not be used for tender without the consent of the client and A R I DESIGN Ltd.

Proposed Ground Floor Plan

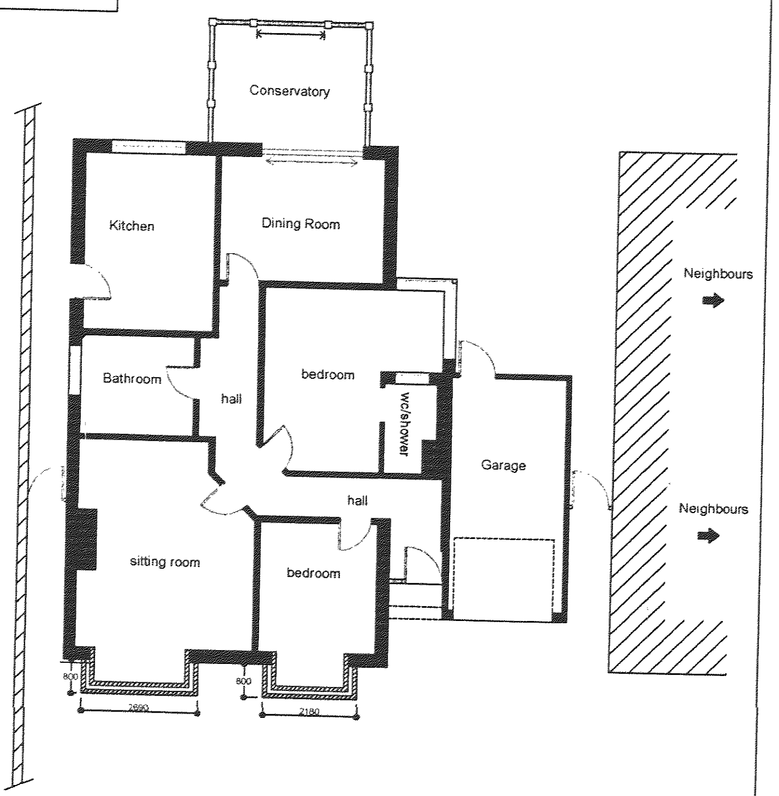



1:1250 Ordinance Survey

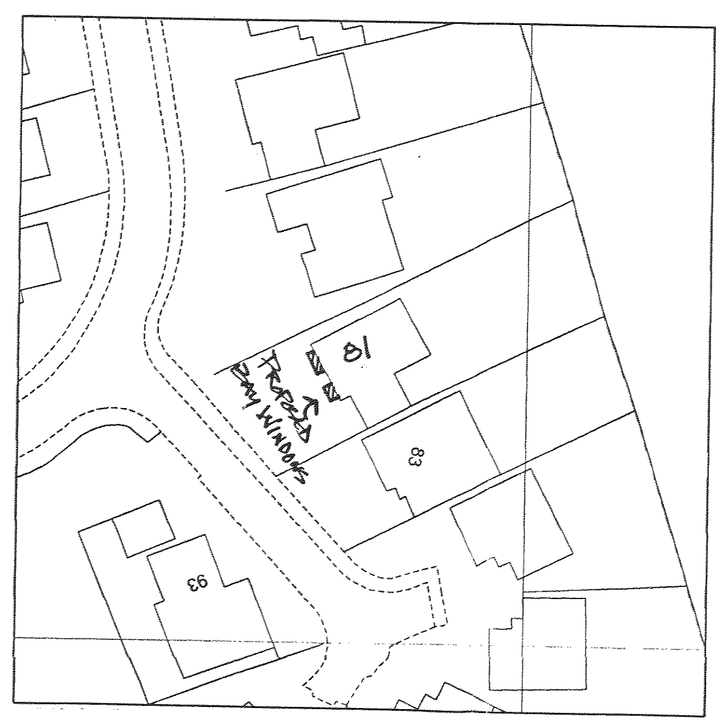

1:500 Block Plan

Notes

Legal Covenants and any restrictions on development are the responsibilty of the owner.Please note that ARI Design Ltd does not accept any liability for breach of covenant or Party Wall issues. And stress that no works should commence until the relevant Local Authority approvals have been obtained. Failure to comply to this rule will result in the breach of contract/agreement and the client/contractor proceed at there own risk.

Any conditions laid out by the local authority must be carried out in full unless the client/contractor has a written agreement from the local authority to change the scheme. In receipt of these drawings you are entering into the copyright act and the acts implied rules. In acceptance of this drawing you are accepting the policies set out by ARI Design Ltd and agree to abide by the policies in place. ARI Design ltd have the right to change the policies in place and withdraw the drawings should the company feel the need to do so.

Your statuory rights have not been affected in entereing into the policies and agreement laid out by the company. And ARI Design Ltd are full memebers of the Data Protection Act. No copies of this drawings may be issued without the consent of the client and the company.

DEVELOPMENT SERVICES
29 FEB 2008
RECEIVED

A R I DESIGN Ltd
17-19 Wood Street, Hinckley, Leics, LE10 1JQ.
Tel: 0845 230 5344 Fax: 0845 230 5453
E-Mail: sales@aridesign.co.uk Web: www.aridesign.co.uk

This drawing is the sole property of A R I DESIGN LTD. It must not be copied (in whole or part), or otherwise diclosed, submitted, tendered or used for construction without written consent. Any copies of this drawing made by any method may result in further action. All copies must include a copy of this legend.

A R I DESIGN Ltd

Client Details: Proposed square bay windows & canopy Roof for: Mr & Mrs Hoyle, 81 Del - A - Bere Crescent, Bubage, Leics, LE10 2EQ.

DRAWING NO.	DATE	SCALE
D/1326/1/PD	FEB 08	1:100 A1
1 2 3 4	Drawn By A.Ibbitson	