DO NOT SCALE

DIMENSIONS IN mm UNLESS INDICATED

1. All dimension are approximate.
2. This drawing is to only for the purpose of supporting Planning Application Number 73.
3. All windows are 900 x 1100 mm, ground floor windows are fixed and the first floor windows are top hung.

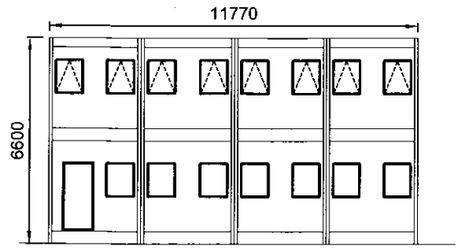

Front Elevation
Scale 1:200

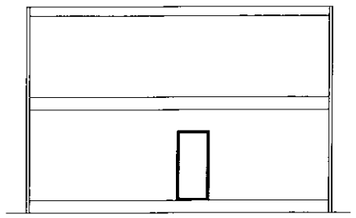

Side Elevation
Scale 1:200

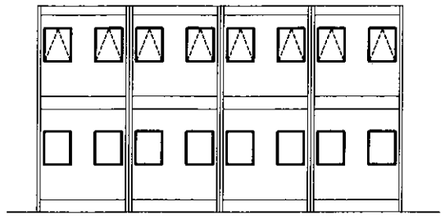

Rear Elevation
Scale 1:200

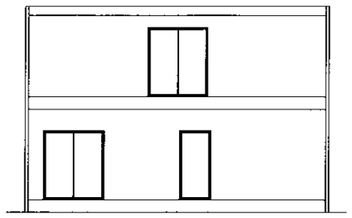

Side Elevation
Scale 1:200

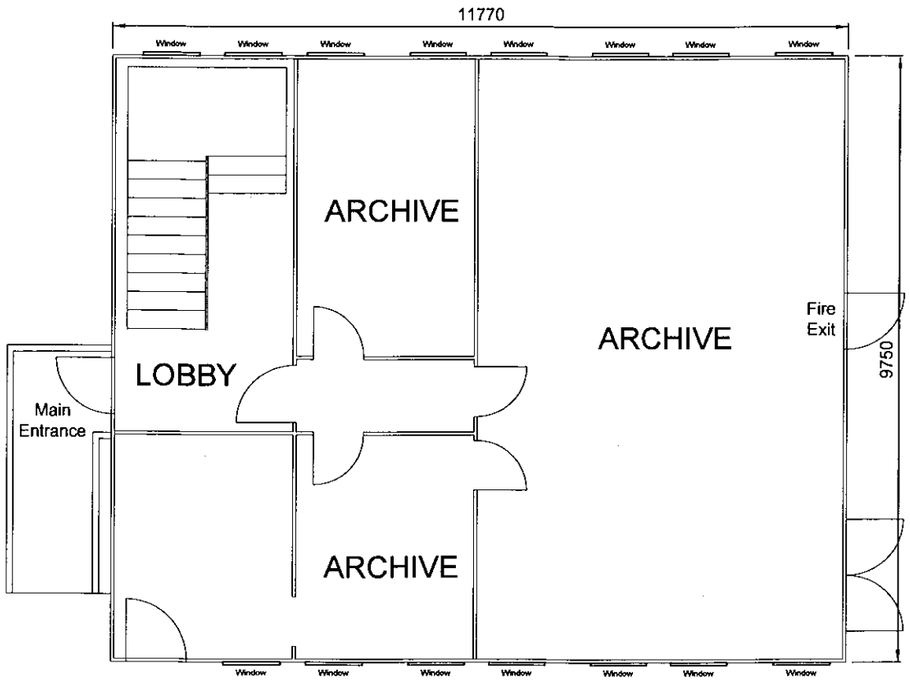

Ground Floor Plan
Scale 1:100

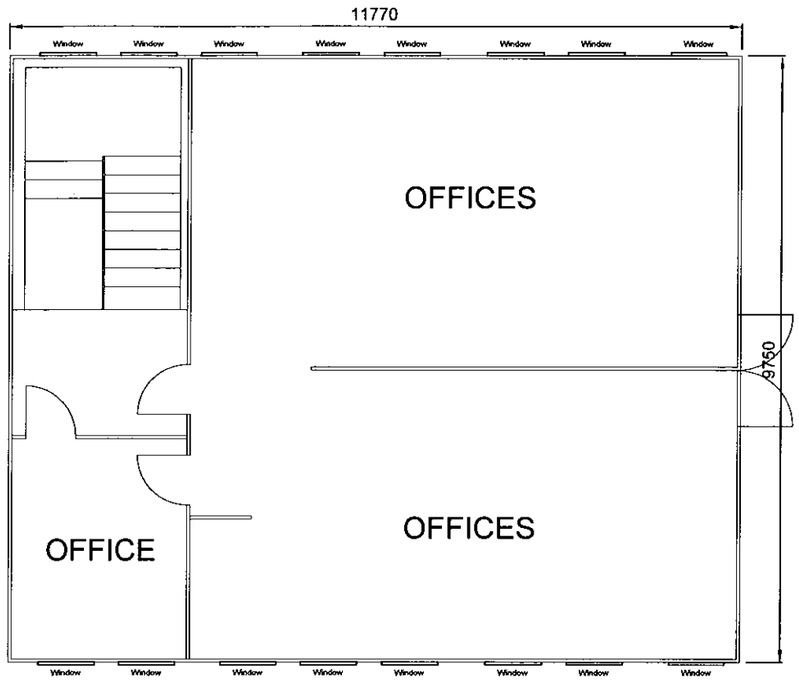

First Floor Plan
Scale 1:100



Front View



Side View

Rev	By	Revision	Chk'd	Date

Information / Provisional	
	Date: August 2008
Tender / Quotation	
	Date:
Construction / Manufacture	
	Date:
As Built	
	Date:

Drawing Title:

Planning Application 73
Two Storey Cabin - Plans, Elevations and Photos

Project No: 170000

A3

Drawn by:	Date :	Checked :	Date :	Approved :	Date :	Scale :
IO	August 2008	KW	August 2008	IO	August 2008	1:100, 1:200

MIRA
TEST FACILITY ENGINEERING

© Copyright MIRA Ltd 2008

Watling Street, Nuneaton
Warwickshire. CV10 0TU
England
TEL +44 (0)24 7635 5000
FAX +44 (0)24 7635 8000

Drawing No: LS/008/103

Rev

st 2008