- TRADE WINDOW WITH KEYSTONE FULL ARCH LINTEL OVER OPENING PROVIDE TOP HINGED UNIT :- 35000 H MM WINDOW TO HAVE OPENING CASEMENT 0.33 M² MIN TO AFFORD CLEAR WIDTH X 739 HIGH ALL GLASS TO BE SAFETY QUALITY TO BS 6206 : 1981



- CEMENT BEDDED RIDGE TILES TO MATCH EXISTING
- CONCRETE INTERLOCKING ROOF TILES TO MATCH EXISTING
- FACING BRICKS THROUGHOUT TO MATCH EXISTING
- WHITE UPVC DOUBLE GLAZED WINDOW :- GLASS TO BEDROOM WINDOW TO BE SAFETY QUALITY TO B.S. 6206 : 1981 IE 6.4 LAMINATED OR ENLIGHTENED



FRONT ELEVATION AS PROPOSED 1:100

REAR ELEVATION AS PROPOSED

- PROVIDE ZONE 5 LEAD FLASHING CHASED INTO BRICKWORK & DRESSED OVER TILES
- VELUX ROOF WINDOW TYPE GGL : PK06 550 HIGH X 934 WIDE : CENTRE PIVOT OPENING : COMPLETE WITH STANDARD FLASHING :
- KEYSTONE PLC TO LINTEL OVER WINDOWS TO MATCH FACING BRICK



SIDE ELEVATION AS PROPOSED

- PROVIDE EXTRACT UNIT IN KITCHEN : MIN CAPACITY 60 LPR PER SEC
- PROVIDE LOW ENERGY LIGHTS AS NECESSARY & 13 AMP SOCKET OUTLETS AS REQUIRED BY CLIENT
- MAKE EXISTING SINK UNIT AND EXTEND EXISTING 32MM DIA WASTE / D.S TRAP & CONNECT INTO THE EXISTING SOIL & VENT PIPE
- INSULATE THE EXISTING HALF BRICK WALL BETWEEN THE GARAGE AND KITCHEN EXTENSION USING :- 70MM CELOTEX TB3040 WITH TAPED JOINTS TO ACT AS V.C.L. WITH 38MM THICK x 50MM VERTICAL BATTENS AT 600MM MAX CENTRES WITH 12.5MM PLASTERBOARD & SKIM FINISH - GIVING A U VALUE OF 0.28 W/M²K
- SKIRTINGS / ARCHITRAVES / ETC TO MATCH EXISTING

- PROVIDE PRE-CAST CONCRETE LINTELS TO BRICKWORK WITHIN DRAIN RUN
- ANY WORKING POINTING WITHIN KITCHEN EXTENSION MUST BE DRESSED & CURED IN LIQUID CURING MATERIAL
- PROVIDE TIGHT SHEET MASKING TO BOTH SIDES OF BRICKWORK WITHIN DRAIN RUN TO PREVENT MORTAR ENTRY
- ALL DRAINAGE WORK IS TO BE TO THE COMPLETE SATISFACTION OF M.B.B.C BUILDING INSPECTOR

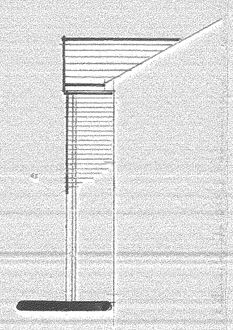

SIDE/END ELEVATION

PLAN NOTES :—

- ALL MATERIALS USED ARE TO BE TO THEIR RELEVANT BRITISH STANDARD AND OR CODES OF PRACTICE
- IT IS ASSUMED THAT THE EXISTING GROUND IS SATISFACTORY TO ALLOW NORMAL FOUNDATION CONSTRUCTION
- THE CONSTRUCTION OF THE SUBSTRUCTURE & DRAINAGE IS TO BE TO THE COMPLETE SATISFACTION OF THE BUILDING INSPECTOR
- IT IS ASSUMED THAT NO PUBLIC SEWER OR DRAIN IS SITUATED ON THE SITE
- ALL PLUMBING WORK IS TO COMPLY WITH B.S.E.N. 12056 (2000) AND ALL HOT AND COLD SERVICES ARE TO BE EXTENDED FROM EXISTING
- GLAZING IS TO COMPLY WITH PART N1 OF THE BUILDING REGULATIONS AND THE WINDOW SUPPLIER MUST BE A REGISTERED MEMBER OF "FENSA". ALL UNITS TO BE DOUBLE GLAZED WITH SEALED UNITS WITH 16MM AIR GAP ARGON FILLED AND 1 LOW E COATINGS APPLIED, GIVING A U VALUE OF 1.6 AND A CERTIFICATE OF COMPLIANCE MUST BE OBTAINED FROM THE SUPPLIER ON COMPLETION
- ELECTRICAL WORK IS TO MEET THE REQUIREMENTS OF PART P : ELECTRICAL SAFETY OF BUILDING REGULATIONS & MUST BE DESIGNED, INSTALLED AND TESTED BY A PERSON COMPETANT TO DO SO IE MEMBER OF NICEIC ; ELECSA LTD OR SIMILAR APPROVED BY LOCAL AUTHORITY PRIOR TO COMPLETION OF WORK, AN APPROPRIATE B.S. 7671 ELECTRICAL INSTITUTE CERTIFICATE MUST BE ISSUED TO THE COUNCIL BUILDING CONTROL DEPARTMENT

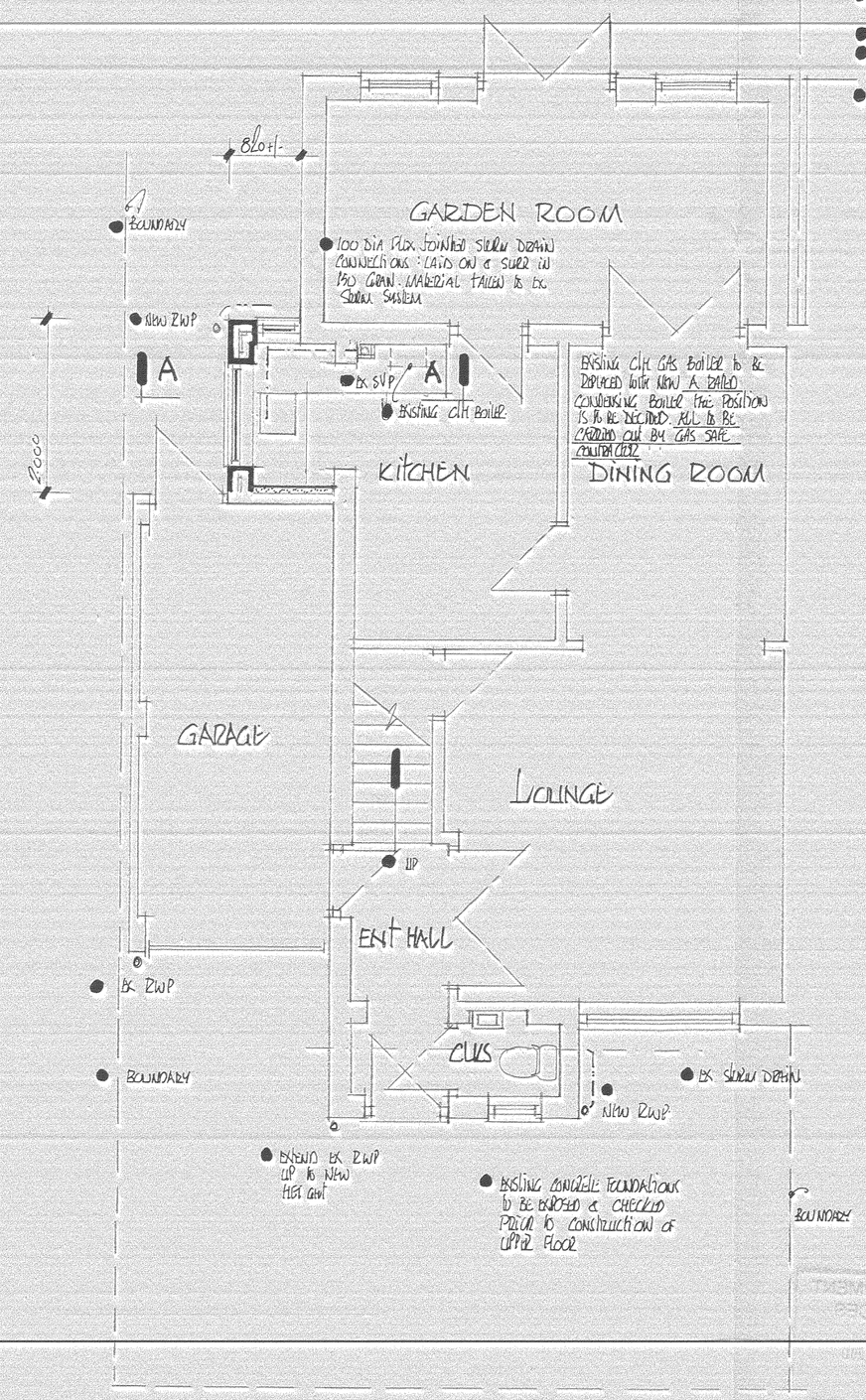

GROUND FLOOR PLAN AS PROPOSED 1:50

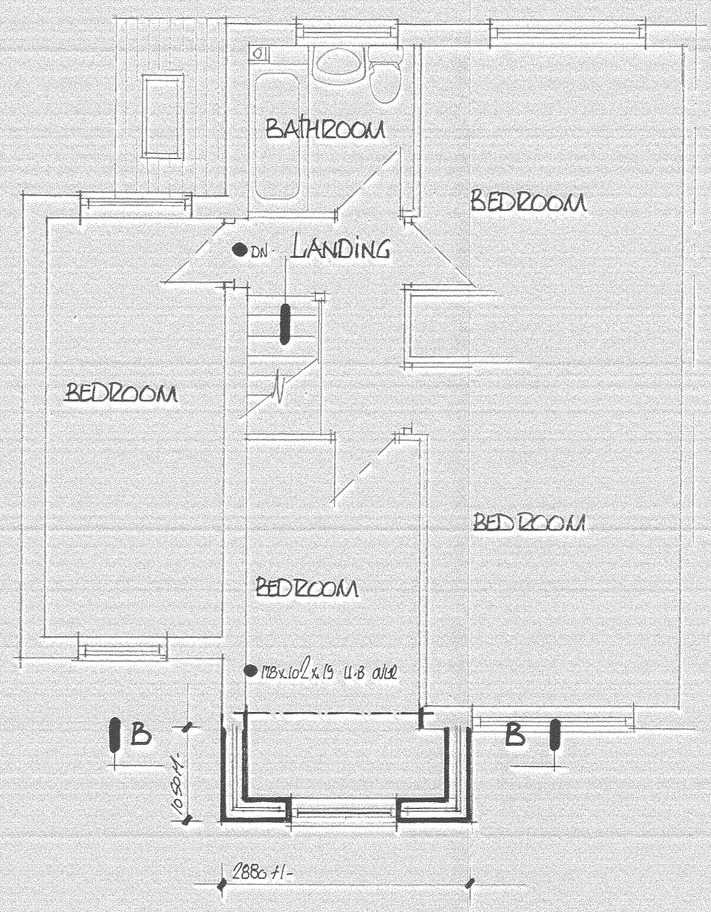

FIRST FLOOR PLAN AS PROPOSED 1:50

- 100x75 TOP PITCHING PLATE BEDDED INTO BRICK WALL
- CONCRETE INTERLOCKING ROOF TILES ON BATTENS ON TYVEK 'SUPRO' BREATHABLE MEMBRANE ON 150x38 C16 RAFTERS AT 400 MAX CRS
- PROVIDE DOUBLE RAFTERS TO EACH SIDE OF VELUX WINDOW
- 100x75 RENDED WALLPLATE
- BAT GAUV STOPPERS TO RAFTER ENDS SECURED TO BOTH WALLPLATE AND BRICKWORK
- GROUND FLOOR CONST: 38 SLC SCREED ON 100 CONCRETE ON 100 SYSTEM FORM 'FLOORMATE' INSULATION WITH 50MM THICKNESS TO BE FORMED CONCRETE EDGES ON 150MM GRADE RUN D.P.M. IN ONE 1200 GAUGE BLINDED HARDCORE FILL



CROSS SECTION A A 1:50

- INSULATION TO SLOPING SOFFIT TO BE 100MM CELOTEX GA4000 BETWEEN RAFTERS THE BOTTOM OF INSUL. IS TO BE LEVEL WITH THE BOTTOM OF THE RAFTER WITH 38MM CELOTEX UNDER RAFTERS WITH 50MM THICK 50MM WIDE TIMBER BATTENS AT 600 MM CENTRES TO CREATE VOID SPACE WITH 12.5 PLASTERBOARD & SKIM CEILING : GIVING A U VALUE OF 0.18 W/M²K
- ROOF INSULATION IS TO OVERLAP CAVITY WALL INSUL.
- PROVIDE LINTEL TO RAFTER ENDS SECURED AT 1000 MAX CRS
- ASBS FELT D.P.C WITH 225 BRONDLE BRICK UNDER :
- CAVITY FILL TO WITHIN 150mm OF D.P.C
- D.P.M TO BE LAPPED AND D.P.C
- FOUNDATION CONC FOUNDATION UNT UNIT DEPTH TO SUIT LABC OFFICER INSTRUCTIONS



- CONCRETE INTERLOCKING ROOF TILES ON TREATED BATTENS ON UNDERLAY ROOFING FELT ON 100x38 C16 RAFTERS AT 400 MAX CRS
- RIDGING RIDGE BOARD
- TIMBER FASCIA BOARDS WITH LEAD & LOAD VALLEYS
- PROVIDE TANALISED RESTRAINT TO ROOF TRUSSES AT 1.8M MAX CRS
- BAT GAUV STOPS TO RAFTER ENDS SECURED BOTH WALLPLATE & BRICKWORK
- CEILING : 12.5 PLASTERBOARD & SKIM ON 145x38 C16 CEILING JOISTS AT 400 MAXIMUM CRS
- MID GLASS QUILT TO ROOF TO ACHIEVE 400 LOAD BETWEEN JOISTS WITH 100 THICKNESS IN OPPOSITE DIRECTION ROOF INSULATION QUILTON CAVITY WALL INSULATION
- FIRST FLOOR CONSTRUCTION : 15mm T & G CHIPBOARD ON 100x38 C16 JOISTS @ 400 MAX CRS WITH 100 ROCKWOOL ROLL OR PRESTRAB LAID BETWEEN JOISTS BOARD 15mm PLASTERBOARD & SKIM CEILING

CROSS SECTION B B. 1:50

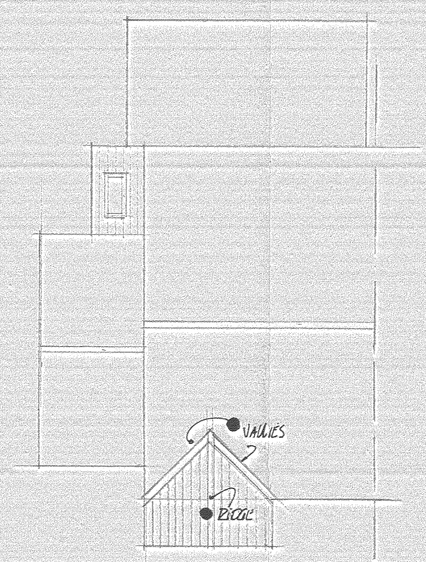

ROOF PLAN 1:100

PROPOSED EXTENSIONS TO EXISTING HOUSE FOR MR & MRS D. GREWCOCK

2 BROOKSIDE, BARLESTONE, WARKS, CV13. ONL.

SCALE :	DATE :	DRAWN BY :
1:50 & 1:100 AT A1 SIZE	JULY 2011	PB

DRAWING NUMBER: 1063/02

Peter Barnwell Limited
Building Surveyor
Peter Barnwell ACIOB.
22 Norfolk Road,
Desford, Leicester, LE9 9HR.
01455 823816