D & A

Statement

darnton elgee
architecture + project management + space planning

The Coach House
Monk Fryston Hall
Monk Fryston
LEEDS
LS25 5DU

Job Name:	Co-operative Bank
Author:	F Perry
Job number:	3737
Date:	18.09.08

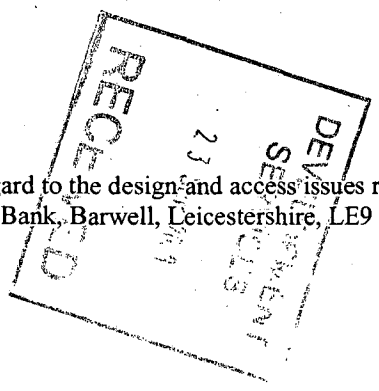

1. CONTEXT APPRAISAL

ASSESSMENT

The following statement provides our analysis with regard to the design and access issues relating to the installation of a 24hour ATM cash machine, Malt Mill Bank, Barwell, Leicestershire, LE9 8GS, England. As follows:

2. PLANNING POLICIES

In relation to the Leicester City Council Planning Polices, the relevant chapters specific to this application have been reviewed, please see list below:

BE10: Built Environment : Shopfront Design

BE13 - Built Environment : Advertisement Design

UD01- Urban Design : High quality building design and local context

AM01- Access and Movement : The impact of development on pedestrian and people with limited

We have considered all of the information listed and believe that the above-mentioned policies are satisfied. We feel we are not affected by the **UD01- Urban Design : High quality building design and local context** criteria, due to no material change is taken place to the existing material of the building. The details of the surround Panel we propose to install is adapted in this statement supporting the introduction of the new ATM cash machine to the front entrance of the Existing Co-operative store.

INVOLVMENT OF COMMUNITY MEMBERS AND PROFFESIONALS

a) Before we submitted this application we did not feel it was necessary to consult any neighbours on this application.

b) We feel the level of involvement of the community was looked at and decided it was not necessary.

3. DESIGN OF THE SCHEME

a) We feel that the design and location of our proposals are justified to suit both site and surroundings and the position and style of the proposed new lobby will blend in well with the existing store structure.

4. DESIGN COMPONENT

AMOUNT

a) The 24hour ATM cash machine will be installed in a new location on the existing development (see 3737 (BARW) 01, additional security bollards ,comfort zone and security light are also required.

USE

a) This design and access statement applies to a minor proposal for the installation of a 24 hour ATM cash machine in the existing elevation

b) The proposal creates no additional floor space

c) The proposal provides a existing ATM cash machine installed in new location of the existing elevation

LAYOUT

a) The proposal locates the ATM cash machine close to the existing entrance to the store for optimum accessibility

b) The proposal does not amend any factors important to the accessibility of the site e.g. Travel distances, gradients and orientation of buildings in relation to on site or off site topography

c) Crime prevention measures have been considered and the proposed location is in highly visible position

d) An additional security light is proposed with a additional security bollards and comfort zone. Bollards are to be placed 12mm from the face of the building

SCALE

a) The proposal is for the insertion of a existing ATM cash machine into a new location in the existing elevation and as such no alteration of the massing of the existing building, its setting in the neighbourhood or wider surroundings are created.

LANDSCAPING

a) The proposal does not involve revising the treatment of public and private spaces nor the alteration of any existing hard or soft landscaping either in the immediate vicinity or wider are

5. APPEARANCE/ADVERTISEMENT DESIGN

a) The proposal is for the use of a standard ATM such as id found in many high street locations. Manufacturer's dimensional details are attached

b) Its finishing materials are light grey "orange peel" textured plastic

c) Only illumination is on the panel inside the ATM cash machine. Its general external appearance id designed to be discrete for general uses of the building, yet identify its presence to those wishing to use its facilities.

6. SHOPFRONT DESIGN

a) The proposal is to replace an existing external retail facility (cash machine) to afford greater public access

b) The location is an existing retail shop which benefits from full public access

7. ACCESS COMPONANTS

Content

a) This design and access statement applies to a standard configuration installation
Internally

b) Internal access is only available to specialised maintenance technicians and cash handling companies. All of these will use existing pedestrian and vehicular routes established to serve the existing internal ATM

c) No existing arrangements for vehicular access are affected by this application; as such no existing arrangements for emergency vehicles or service vehicles are affected.

8.THE IMPACT OF DEVELOPMENT ON PREDESTRAIN AND PEOPLE WITH LIMITED MOBILITY

a) Full public access is available and no amendments are proposed to any existing public or private transport routes of availabilities

b) No existing public or private access arrangements for emergency vehicles are affected

c)No public emergency escape facilities from the building are affected

d) Full disabled use is available including for those partially sighted

Manufacturers published literature for standard installation guidelines are attached



Cash Machine.



Slip Box.



External Light.

WINCOR NIXDORF

ProCash 2050

front means:
measurements taken from front of wall

side panels not considered measurement wise

Americans with Disabilities Act, Accessibility Guidlines (ADAAG)

High forward reach - 1220mm (47.24")
Low forward reach 380mm (14.96")
(a) Reach depth not more than 255mm - 1370mm max ht (10.04" - 53.94" max ht)

(b) Reach depth more than 255mm (10.04"):

Reach depth - max ht
- 255 - 1370 mm (10.04" - 53.94")
- 280 - 1360 mm (11.02" - 53.54")
- 305 - 1345 mm (12.01" - 52.95")
- 330 - 1335 mm (12.99" - 52.56")
- 355 - 1310 mm (13.98" - 51.57")
- 380 - 1295 mm (14.96" - 50.98")
- 405 - 1285 mm (15.94" - 50.59")
- 430 - 1270 mm (16.93" - 50.00")
- 455 - 1255 mm (17.91" - 49.41")
- 485 - 1245 mm (19.09" - 49.02")
- 510 - 1230 mm (20.08" - 48.43")
- 535 - 1205 mm (21.06" - 47.44")
- 560 - 1195 mm (22.05" - 47.05")
- 585 - 1180 mm (23.03" - 46.46")
- 610 - 1170 mm (24.02" - 46.06")

Forward and parallel approach-operable parts will be placed within at least one of the reach ranges in para (1) or (2) above

Canadian Standards Association (CanSA)

All functions shall be within easy reach of persons using wheelchairs and scooters 1200mm max. (47.24" max.)

Forward reach (with a kneehole) -1100 mm max.(43.31" max.) Height above the ground, with a depth limit of 500 mm (19.96") for grip and 600mm (23.62") for touch.
Sideways reach - 1400 mm max. (55.12" max). Height above the ground.

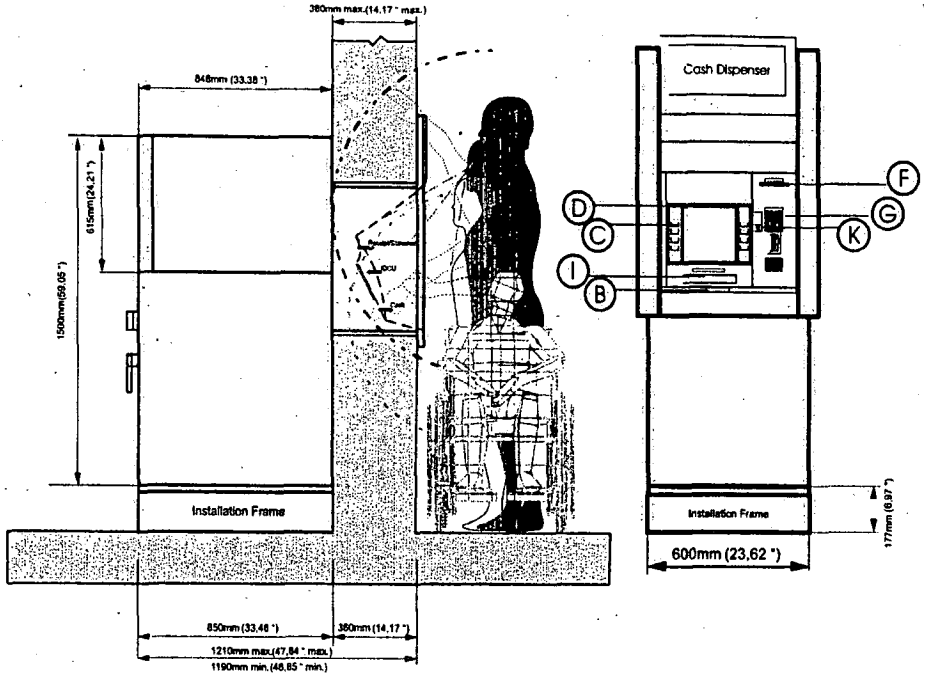



ProCash 2050

standard installation height 900mm (35.43 ")
(position of the keyboard center key 5/pip)

		Deposit slot Ⓐ	Consumer keyboard center key (5 / pip) Ⓑ	Top function key Ⓒ	Consumer monitor top line Ⓓ	Statement or passbook printer Ⓔ	Receipt printer Ⓕ	Card reader Ⓖ	Envelope presenter Ⓗ	Cash out Ⓘ	Head phone Ⓚ
Height (from bottom of safe inc. Installation Frame)	mm		900	1137	1183		1243	1149		956	1129
	inch		35,43	44,76	46,57		48,94	45,24		37,64	44,45
Depth (from front, vertical edge)	mm		84	240	260		240	223		180	174
	inch		3,3	9,45	10,24		9,45	8,78		7,09	6,85

WINCOR NIXDORF DESIGN — ProCash 2050 28 09 2001 FB

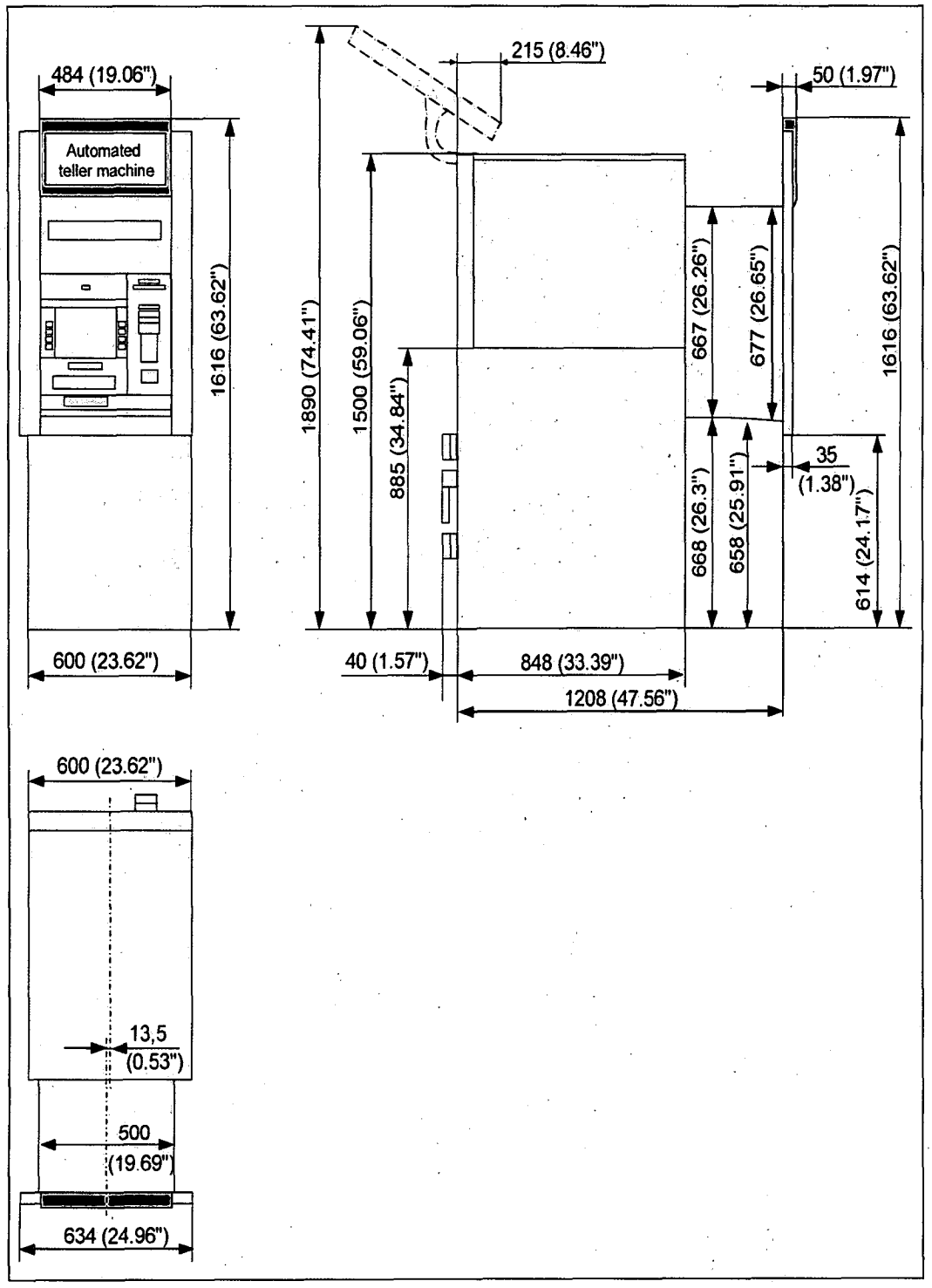
484 (19.06")
Automated teller machine
1616 (63.62")
600 (23.62")
215 (8.46")
50 (1.97")
1890 (74.41")
1500 (59.06")
885 (34.84")
667 (26.26")
677 (26.65")
1616 (63.62")
668 (26.3")
658 (25.91")
35 (1.38")
614 (24.17")
40 (1.57")
848 (33.39")
1208 (47.56")
600 (23.62")
13,5 (0.53")
500 (19.69")
634 (24.96")


634 (24.96")
40 (1.57")
962 (37.87")
75 (2.95")
75 (2.95")
35 (1.38")

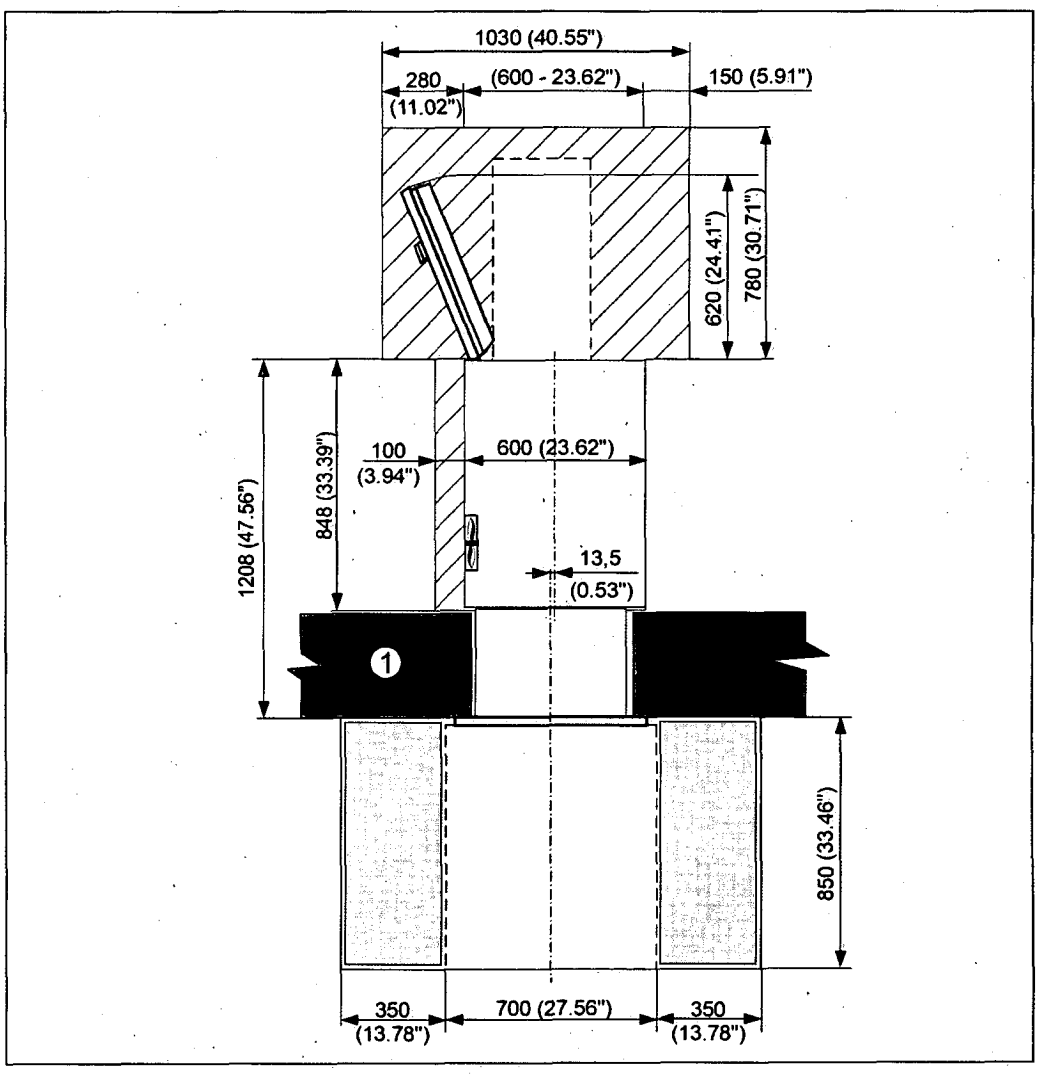

Required service space

Additional maintenance space required either on the left or on the right side of the device

1 Wall