

Lutterworth Road, Burbage

BDW Redrow Midlands

Quote No. 5100261
Dwn LM Scale 1:100@A1 29.09.2025
Drawing must be printed at the paper size stated to be to scale



- Grass
- Tarmac
- Mulch
- Fencing & Gates
- Services
- Grass Mat

Site Address:
Workhouse Lane, Burbage, LE10

Site Access:
Direct access from the main road
with a minimum width of 2.6m

- | | | |
|-----------------------------------|--|--|
| 01 Fantasy Gnome
FTW004 | 02 Inclusive Selkie Springie
SSB640 | 03 Inclined Balance Walk
ORW010 |
| 04 Drop Rope Traverse
ORW025 | 05 Nature Activity Centre
ACT060 | 06 SW1
Modular Swing with Turtle Shell Nest
Seat x1, Pod Seat x1 and Bumper
Seat x1 |
| 07 Cone Climber 2.4m
TAYCC2400 | 08 Persley Seat x2
BX81 1040 | 09 Derby Compact Litter Bin
BX45G 2550-CMP |


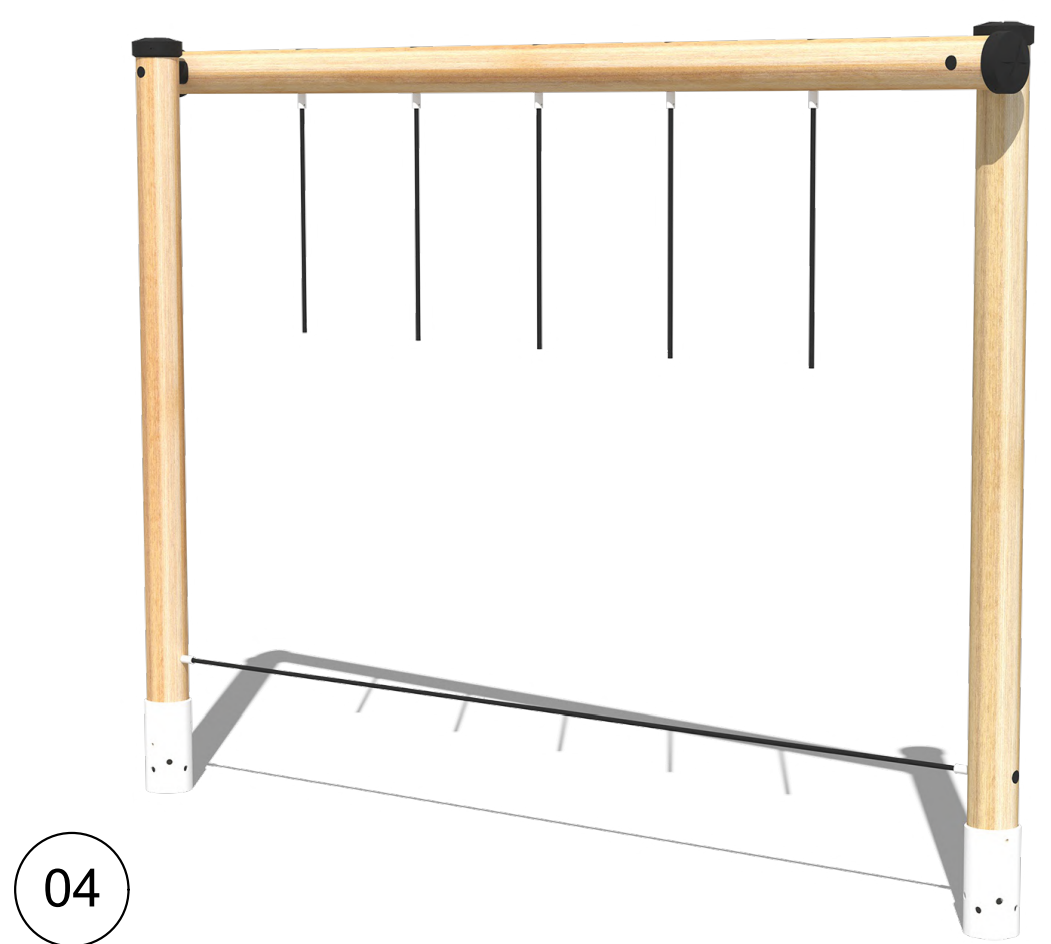
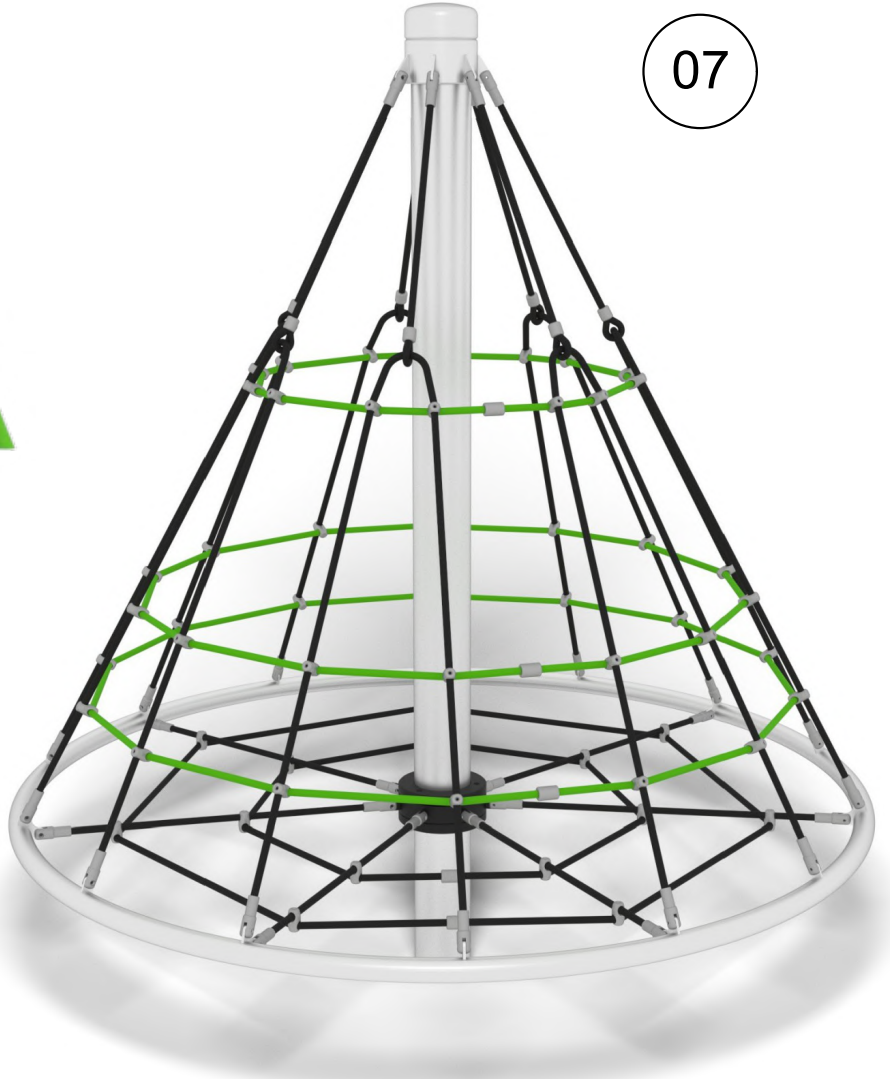

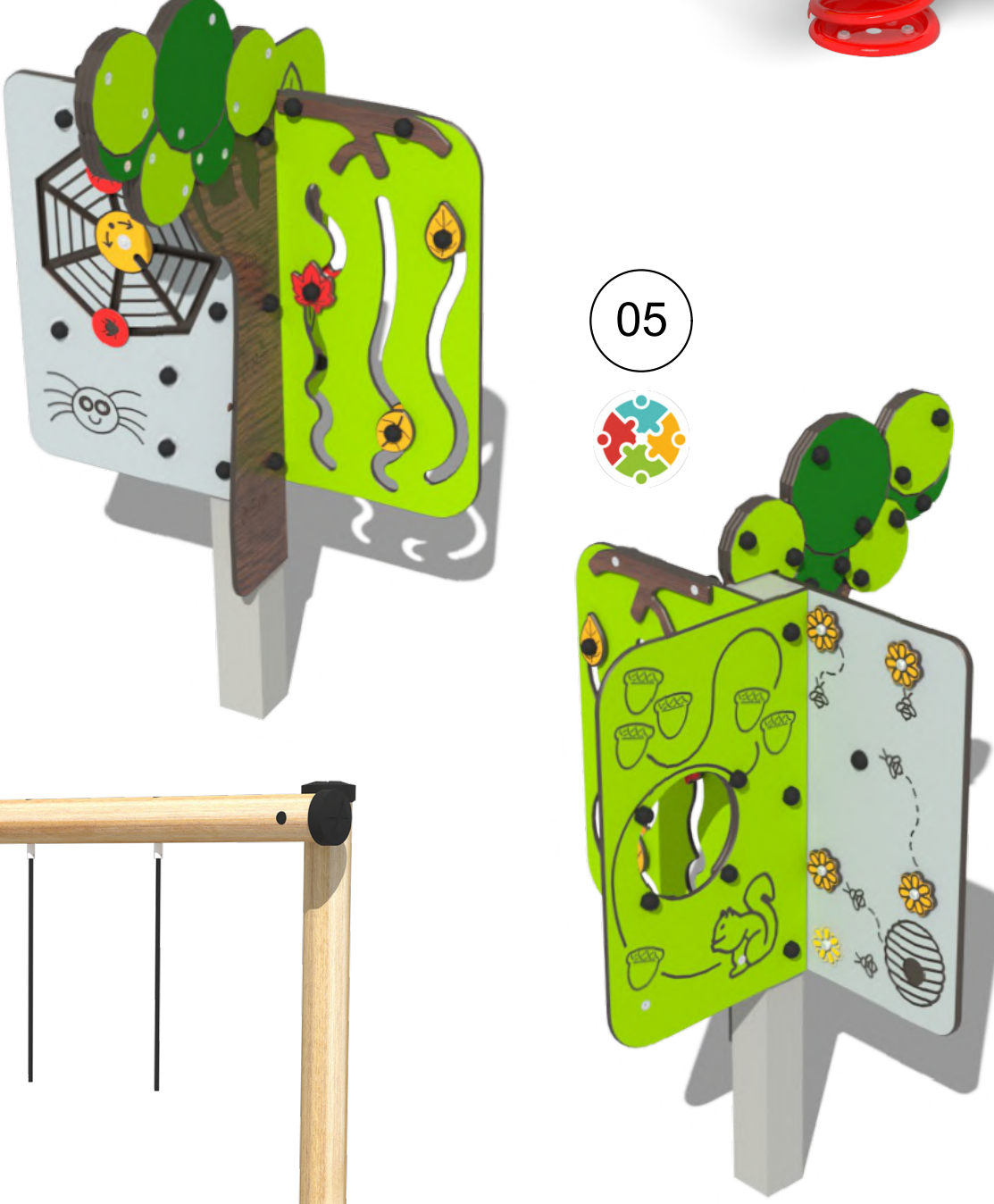
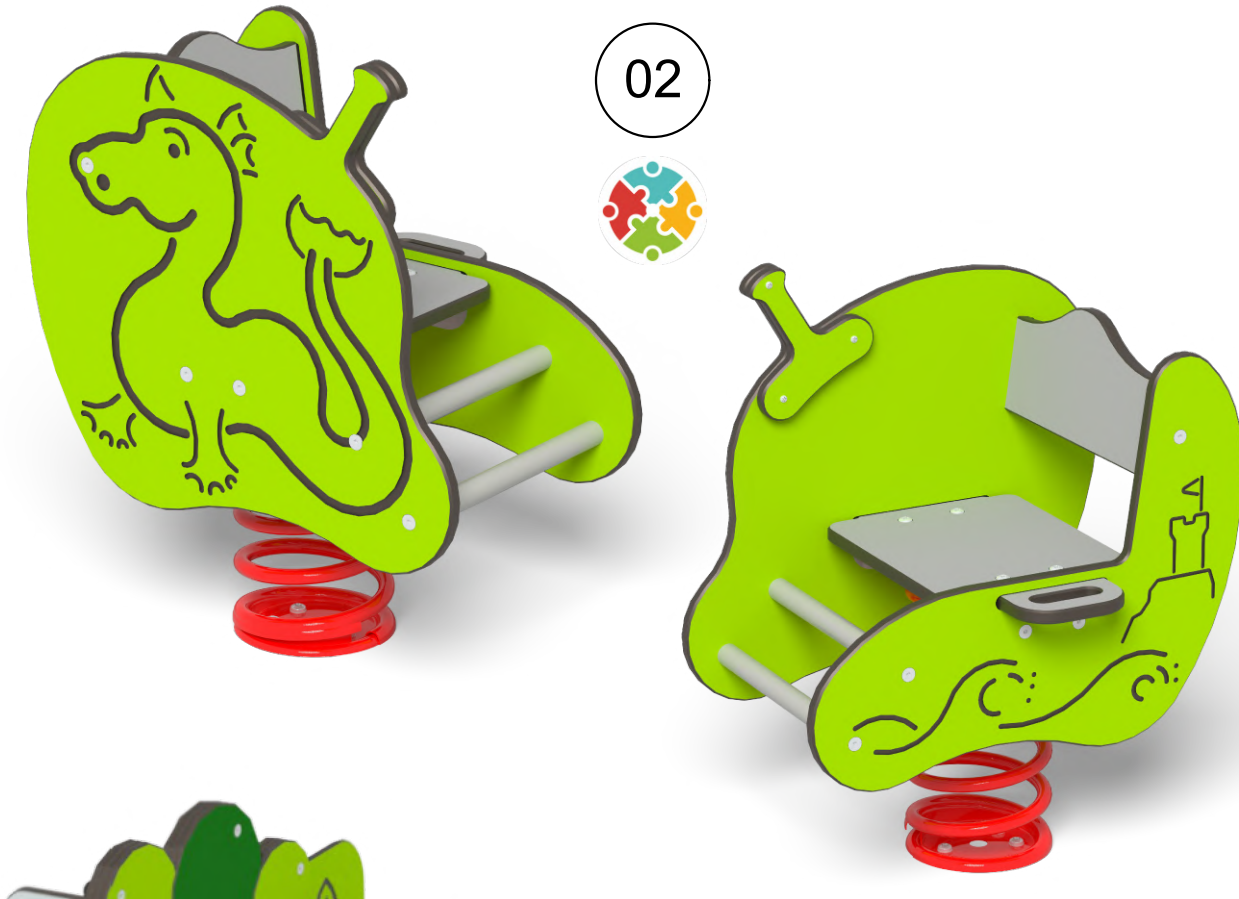
- Notes:**
- Subject to full site survey
 - BDW Redrow Midlands to provide the following for the duration of the works:
 - Heras fencing
 - Welfare
 - Storage
 - All equipment to be installed on to a levelled and compacted soil area
 - BDW Redrow Midlands to undertake the following works :
 - All landscaping including planting
 - Turf
 - Tarmac pathway
 - Paths to be edged and finished 45mm above existing ground level where mulch surfacing is to meet to ensure a flush finish



Total new mulch = 190.5m²
Green 1.5m HIC = 68.5m²
Green 1.2m HIC = 24.7m²
Green 1m & below HIC = 61.3m²
Brown 1m HIC & below mulch = 36m²
Chase into grass = 73.7lm
Lay up to tarmac path

Total new grass mat = 18m²

New 1m high bowtop fencing in green = 81.2lm
New 1m high spring self-closing pedestrian gates x2



Inclusive
Through innovative design, our aim
is to provide opportunities for children
of all abilities to play together.