ROOF: Tiles to suit L.A planning dept on 38+50 tanalized battens on TYVEK breathable roofing felt on Trusses to specialist design braced in accordance with manufacturers design plan of layout of trusses to be supplied by manufacturer, deposited with LA and approved prior to erection Code 5 lead flashings to all valleys

Trusses supported off 75 x 100 wall plates strapped to walls via galvanised wall straps @ 900 c/c.

TYVEK breathable felt to have 5 mm ply eaves carrier

Use 150 fibre-glass insulation between trusses and 150mm over trusses.

WINDOWS: U.P.V.C frames all sealed to brickwork with 10 000 mm permanent vents to heads of frames opening lights for means of escape to be 500 wide x 650 high clear openings - double glazed units argon filled with min 12 mm gap between panes inner pane to be low E glass

Stairs: Rise: 200m, go: 225 mm headroom clear 2.0m measured vertically off nosing. handrail 900 high balastrading to be not greater than 100 mm in any part vertical ballasters or to be used.

VENTILATION: Mechanical ventilation to 'bath/R' to effect 15 L/sec extraction rate with 15 mm overrun.
60 L/sec extraction to kitchen or 30 L/sec if in cooker-hood.

ELECTRICS: All electrical works to be carried out by 'competant' person tested for safety and installation at completion of work whereby electrical certification to be provided to L.A - by qualified tester and accreditor etc

Heating: gas fired condensate boiler 98 % efficient direct hot water system with thermostat boiler controls and room stats on each floor zone controled all distribution pipes to be insulated and all radiators to have thermostatic controlled valves. hot water to all bath shower and wash-hand basins to have temperature controls to prevent scalding etc

S.A.P: A S.A.P rating to be provided including all the above and U values, solar gain, etc from Elmhurst systems

A further S.A.P rating to be provided on completion of works to provide 'AS BUILT' record.

DRAINAGE ABOVE GROUND:
100 mm ø U.P.V.C pipes to all WC connections and main soil & vent pipes 50 mm ø waste to bath and shower with 75 mm deep seal anti vac traps 38 mm ø to all sink waste with 75 mm anti vac traps. (deep seal)

SMOKE DETECTION:
Use hard wired interlinked smoke detector with battery back as shown on plans.

PART M:
Construct level approach to main entrance (1.20) all plug sockets to be no hower than 450 m above floor level light switches to be 1.2 m above floor level

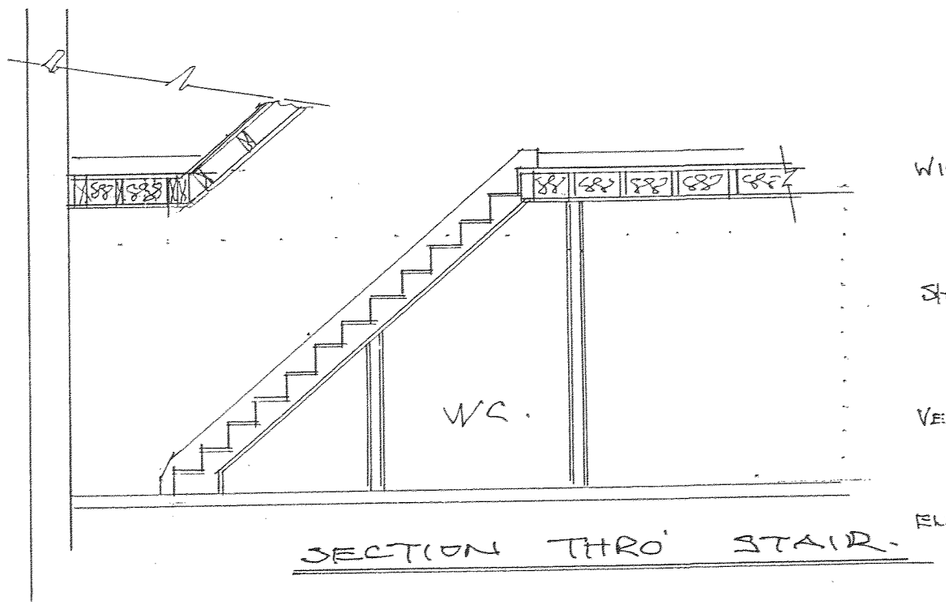

SECTION THRO' STAIR.

WALLS: 100 mm facing. brick to suit planning dept 100 cavity with 'full fill' drillherm B2 insulation 100 mm inner skin of block 'K' value 0.15 Top block or Toplite standard. S/steel wall ties @ max 450 mm c/c vertically and 750 mm horizontally and at every course at door & window reveals etc

Use Thermobate insulated cavity closers to all door and window reveals.

All pressed steel lintels to be insulated.

Insulation in walls to link with roof insulation.

D.P.Cs 2 course B/B outer skin with hyload 2000 G d.p.c to both skins and all load-bearing internal walls.

Class 'B' engineering bricks below d.p.c

100 5" block internal wall to ground floor only

Internal walls to first floor to be 100 x 50 stud @ 400 c/c horizontal noggings @ 900 c/c with 75 mm sound-deadening quilt 9.5 mm p/board & skim each side of stud

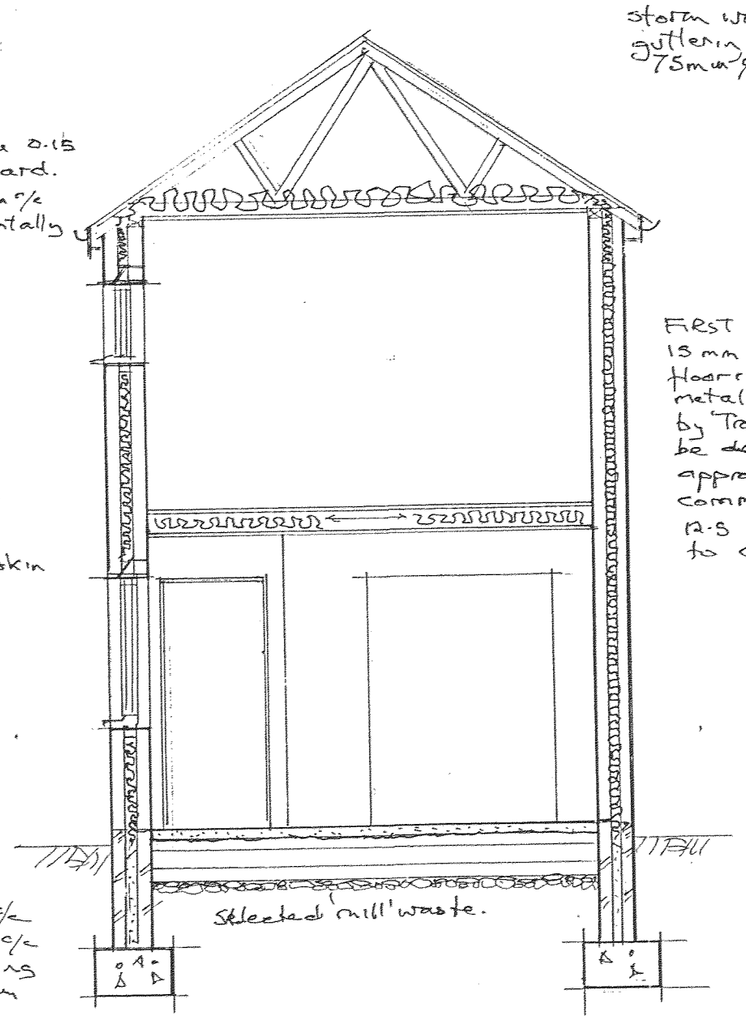

SECTION B-B

storm water drainage to be 100 H/R U.P.V.C guttering supported by brackets @ 600 c/c 75 mm ø down pipes

FIRST FLOOR: To be 15 mm water resistant flooring on specialist metal timber joist by Travis Perkins to be deposited and approved prior to commencement of works 12.5 P/board & skim to ceiling.

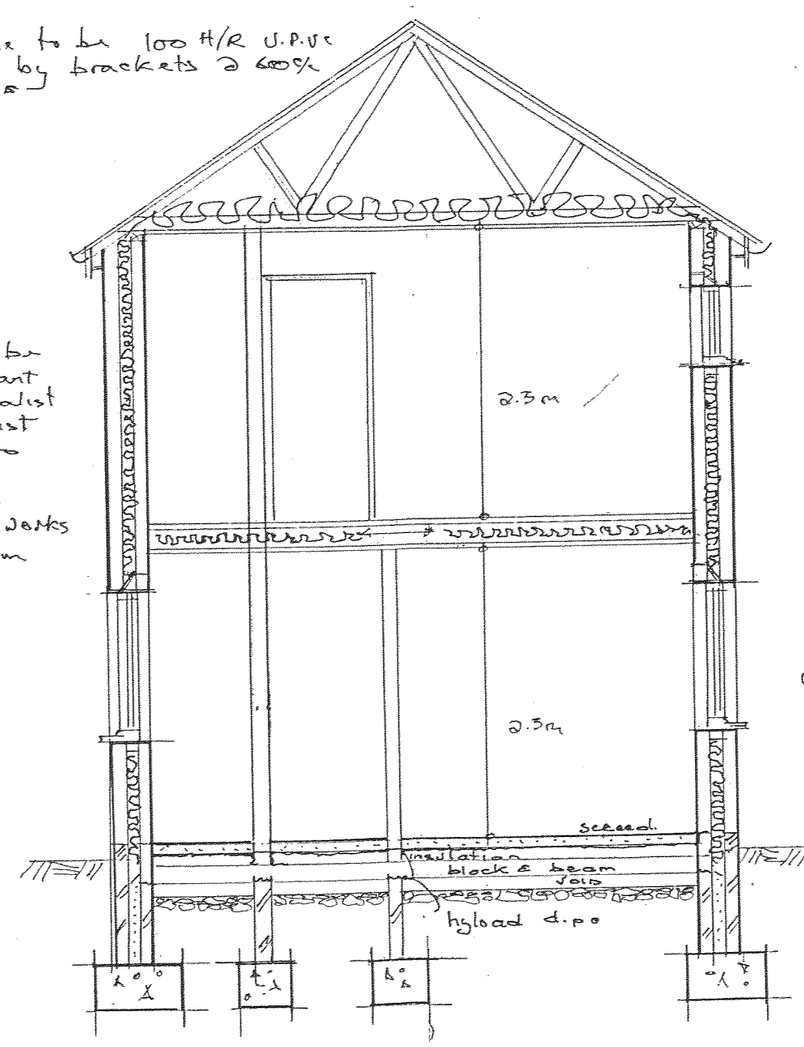

SECTION A-A

G/FLOOR (P/A = 0.7)
75 mm reinforced screed on 70 mm Kingspan Koolherm K3 insulation on propriaty block and beam construction to specialists design
1200 poly (hene placed over Kingspan and linked with external d.p.c. and internal d.p.cs.
Vent under floor using propriaty telescopic vents

Foundations. To be min 1.0 m deep or to depth to suit L.A on min 450 depth concrete strip

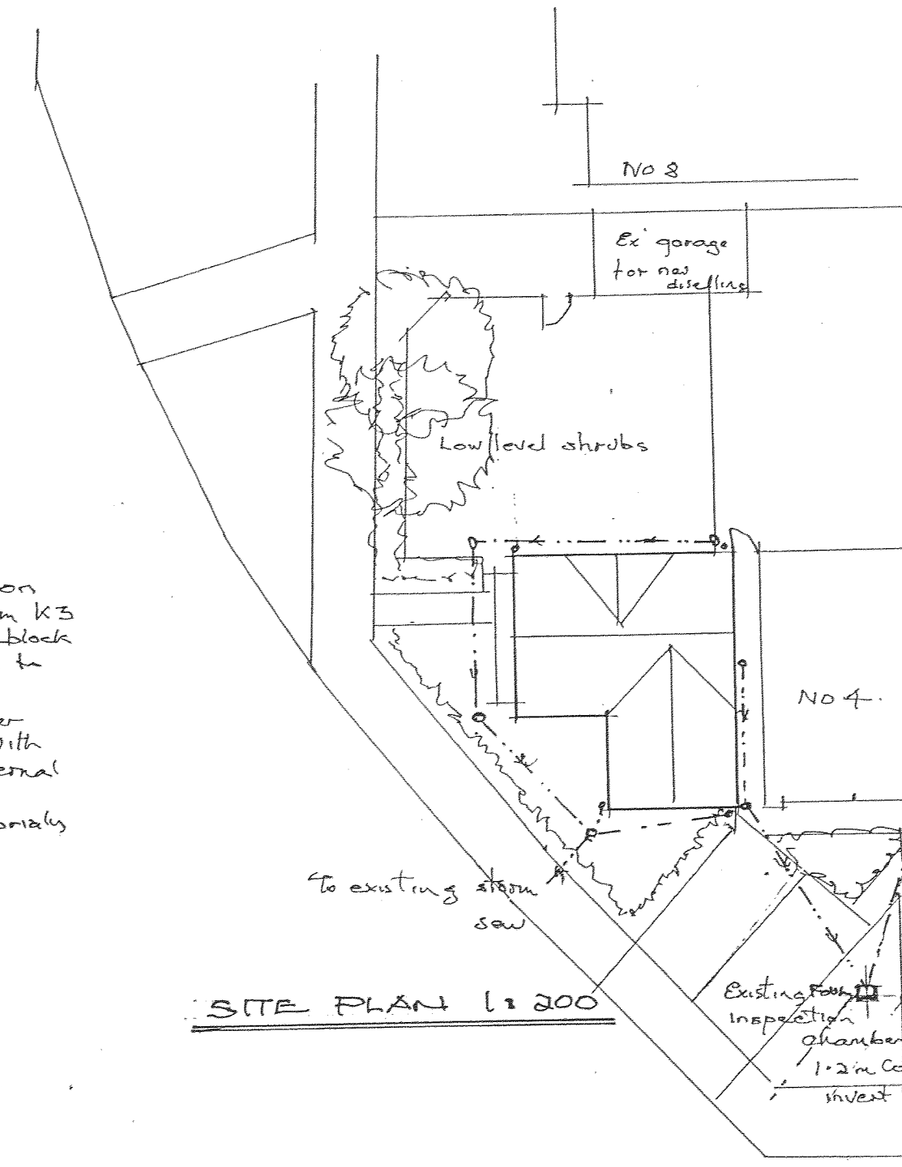

SITE PLAN 1:200

DEVELOPMENT AT ADJ 4 CUMBRAE DRIVE HINCKLEY (SEE P/P 07/01487/FUL)

SCALE 1:50
2 OF 2 PLANS