







The Statutory Biodiversity Metric
Start page

Project details			
Planning authority:	Hinckley and Bosworth		
Project name:	Newbold Verdon		
Applicant:	Persimmon Homes North		
Application type:	Reserved Matters		
Planning application reference:	22/00277OUT		
Completed by:	Lucy Gallop (initial) Revised with new plans by Kerry Baker, MSc, Senior Ecologist		
Date of metric completion:	15.08.2024		
Reviewer:	Dr Lucinda Sweet MCIEEM, Director		
Calculation iteration:			
Planning authority reviewer:			
Date of planning authority review:			
Target % net gain:	10%		
Irreplaceable habitat present at baseline:	No ✓		
Total site area - including irreplaceable habitat area (hectares):	14.38	Irreplaceable habitat site area (hectares):	0.00
Total off-site area - including irreplaceable habitat area (hectares):	N/A	Irreplaceable habitat area off-site (hectares):	N/A

Cell style conventions	
	Attention required
	Input error/rules and principles not met
	Use of this cell is not appropriate
	Enter data
	Automatic lookup
	Result

On-site baseline map

Insert

On-site baseline map reference number

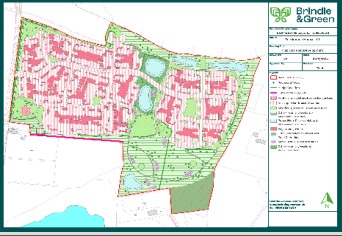
Off-site baseline map

Insert

Off-site baseline map reference number

On-site post intervention map

Insert



On-site post-intervention map reference number

Off-site post intervention map

Insert

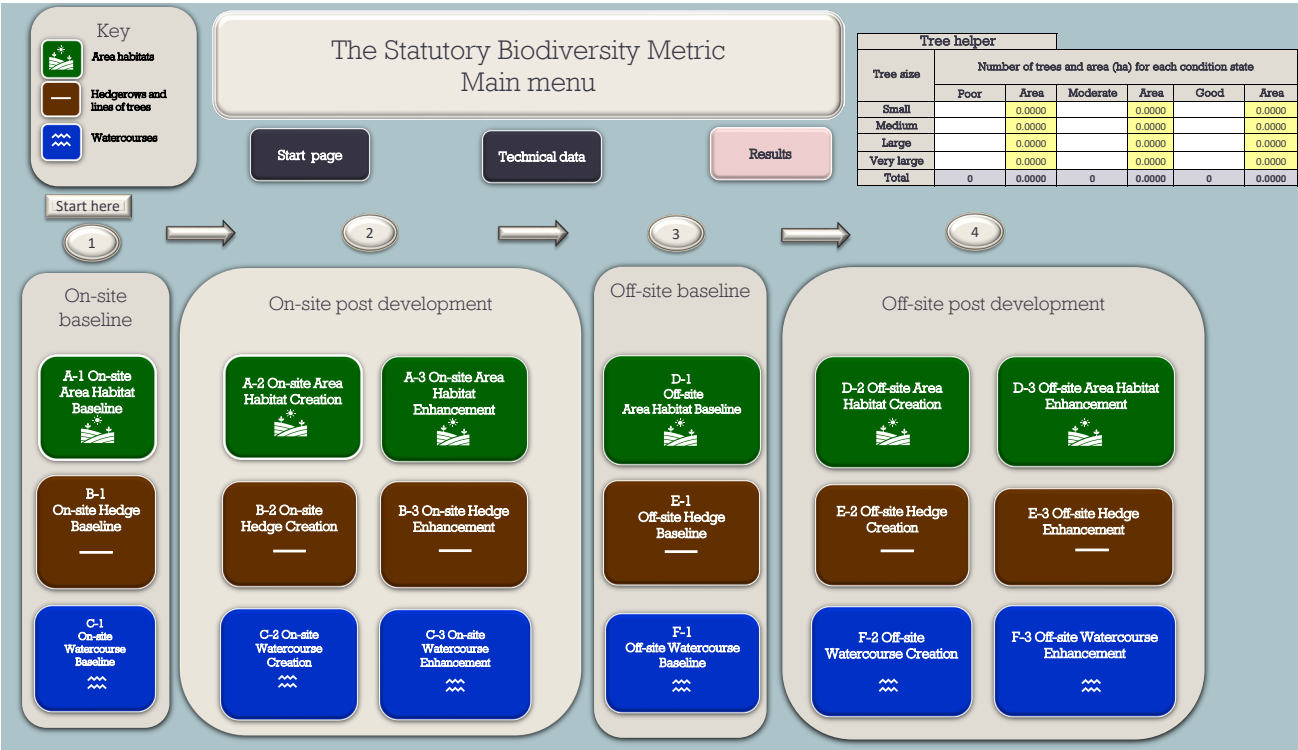
Off-site post-intervention reference number

Main menu

Results

View all

Reset view



The Statutory Biodiversity Metric Results

[Return to start
page](#)

[Headline results](#)

[Detailed results](#)

[Habitat trading
summaries](#)

[Off-site
summary](#)

[Irreplaceable
habitats summary](#)

[Unit shortfall
summary](#)

Newbold Verdon
Headline Results
Scroll down for final results ⚠

Return to results menu

On-site baseline	Habitat units	30.88	
	Hedgerow units	22.85	
	Watercourse units	0.00	
On-site post-intervention <small>(Including habitat retention, creation & enhancement)</small>	Habitat units	36.43	
	Hedgerow units	26.94	
	Watercourse units	0.00	
On-site net change <small>(units & percentage)</small>	Habitat units	5.55	17.98%
	Hedgerow units	4.09	17.90%
	Watercourse units	0.00	0.00%

Off-site baseline	Habitat units	0.00	
	Hedgerow units	0.00	
	Watercourse units	0.00	
Off-site post-intervention <small>(Including habitat retention, creation & enhancement)</small>	Habitat units	0.00	
	Hedgerow units	0.00	
	Watercourse units	0.00	
Off-site net change <small>(units & percentage)</small>	Habitat units	0.00	0.00%
	Hedgerow units	0.00	0.00%
	Watercourse units	0.00	0.00%

Combined net unit change <small>(Including all on-site & off-site habitat retention, creation & enhancement)</small>	Habitat units	5.55	
	Hedgerow units	4.09	
	Watercourse units	0.00	
Spatial risk multiplier (SRM) deductions	Habitat units	0.00	
	Hedgerow units	0.00	
	Watercourse units	0.00	

FINAL RESULTS

Total net unit change	Habitat units	5.55	
-----------------------	---------------	------	--

Total net unit change (Including all on-site & off-site habitat retention, creation & enhancement)	<i>Hedgerow units</i>	4.09
	<i>Watercourse units</i>	0.00
Total net % change (Including all on-site & off-site habitat retention, creation & enhancement)	<i>Habitat units</i>	17.98%
	<i>Hedgerow units</i>	17.90%
	<i>Watercourse units</i>	0.00%
Trading rules satisfied?	Yes ✓	

Unit Type	Target	Baseline Units	Units Required	Unit Deficit
<i>Habitat units</i>	10.00%	30.88	33.97	0.00
<i>Hedgerow units</i>	10.00%	22.85	25.14	0.00
<i>Watercourse units</i>	10.00%	0.00	0.00	0.00

No additional area habitat units required to meet target ✓

No additional hedgerow units required to meet target ✓

No additional watercourse units required to meet target ✓

MP to business composition test:	Select a unit	Business	MP

Site fees (including costs of individual trees, green yields, labelled seed etc.)	14.00
SP to business representing tree:	

[illegible]

