Existing
Ground Floor Plan

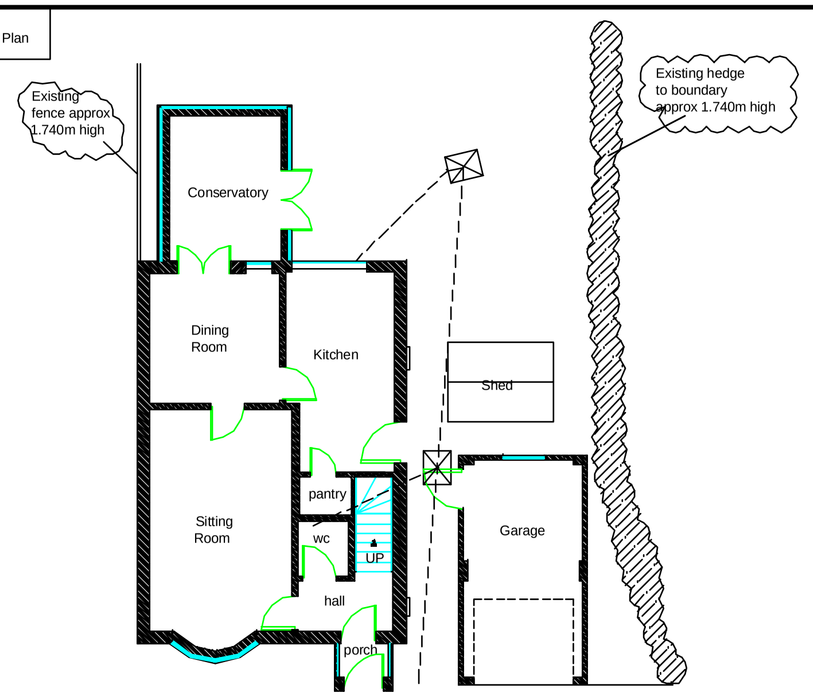

Proposed
Ground Floor Plan

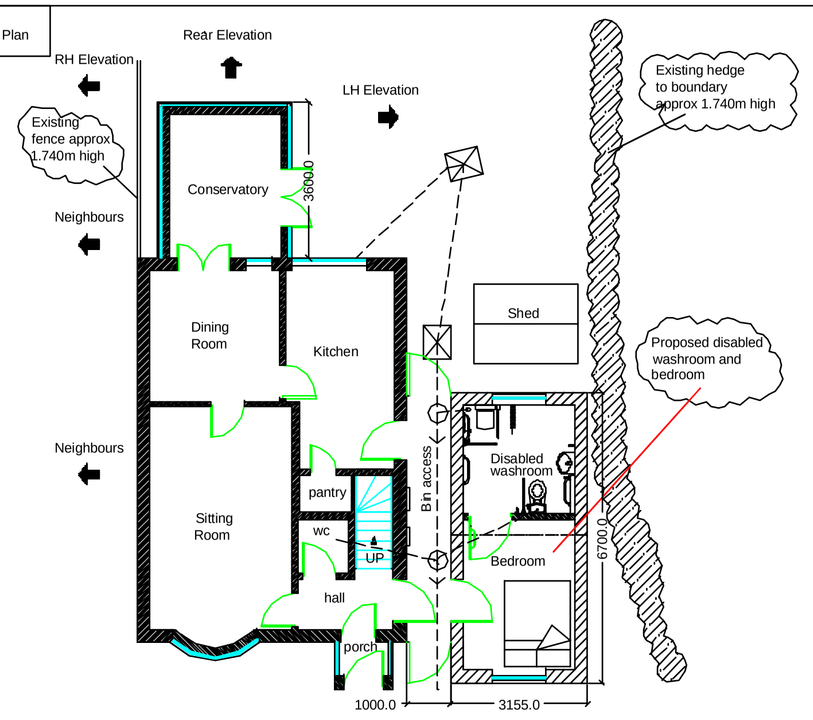

Existing
Front Elevation



Proposed
Front Elevation



Existing
Rear Elevation



Proposed
Rear Elevation

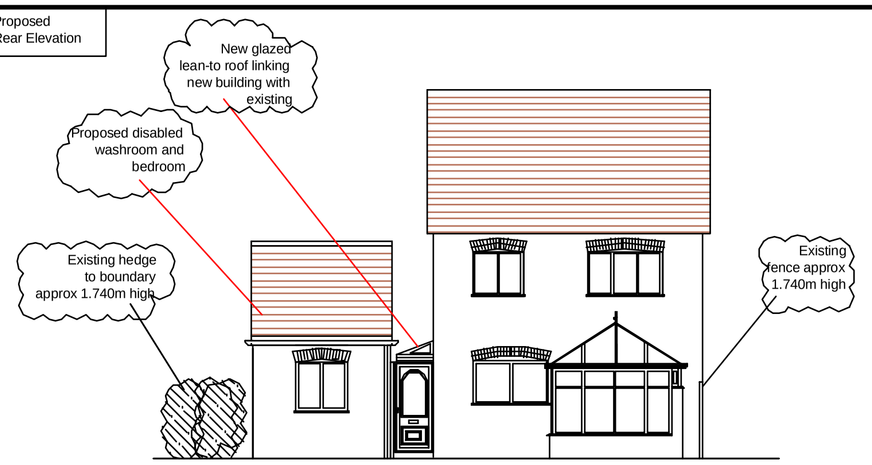

Existing L/H Side
Elevation

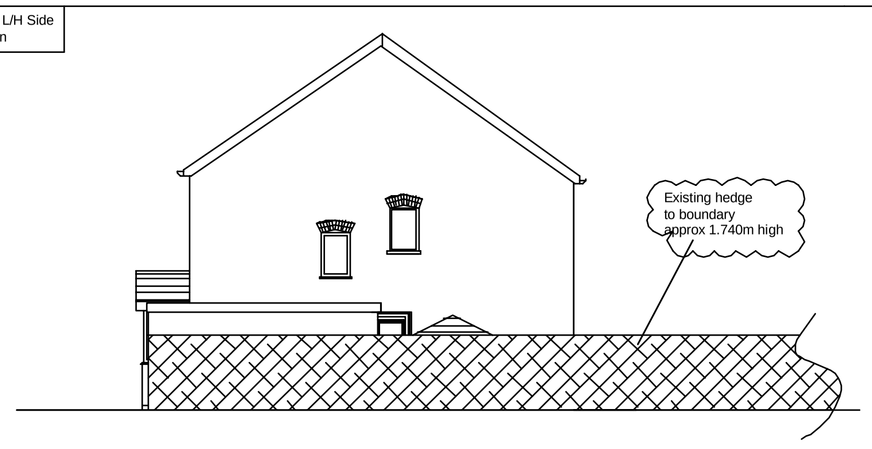

Proposed L/H Side
Elevation

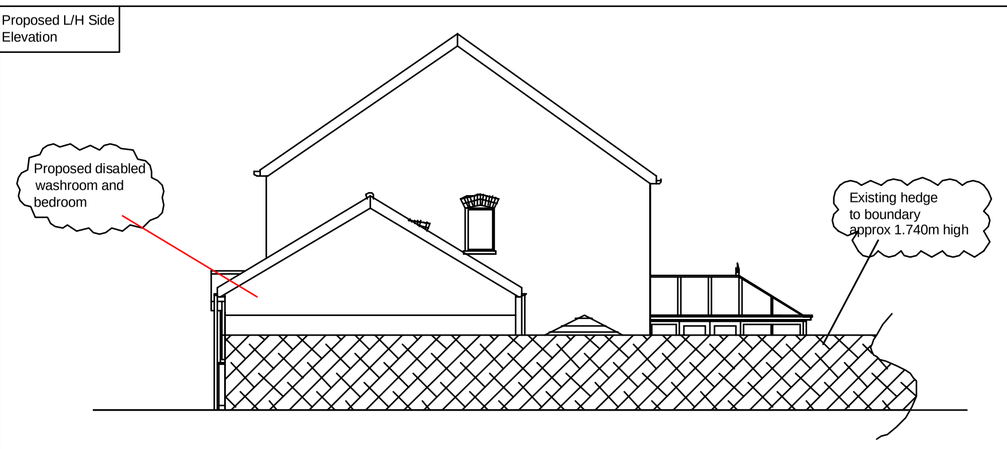

Existing R/H
Elevation

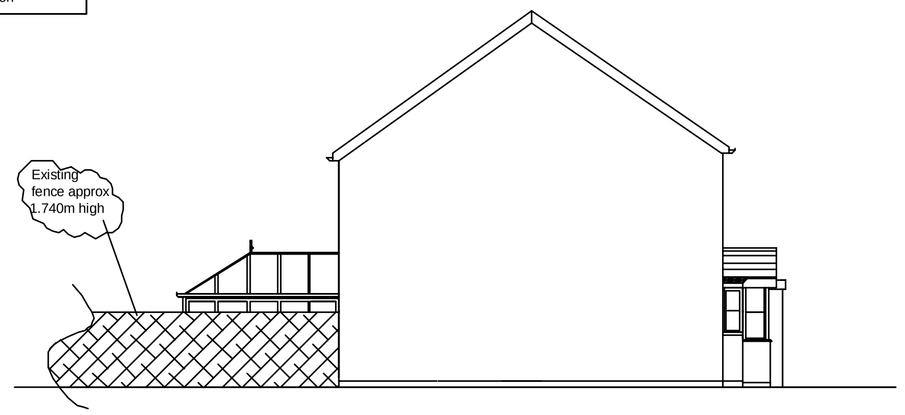

Proposed R/H
Elevation

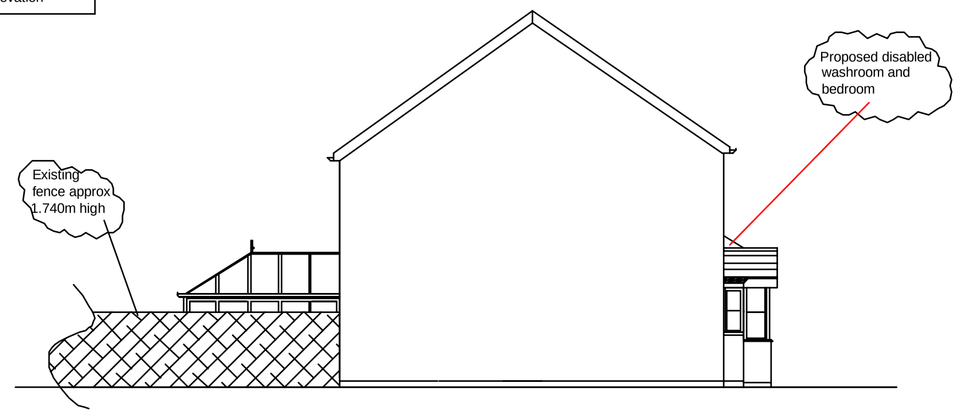

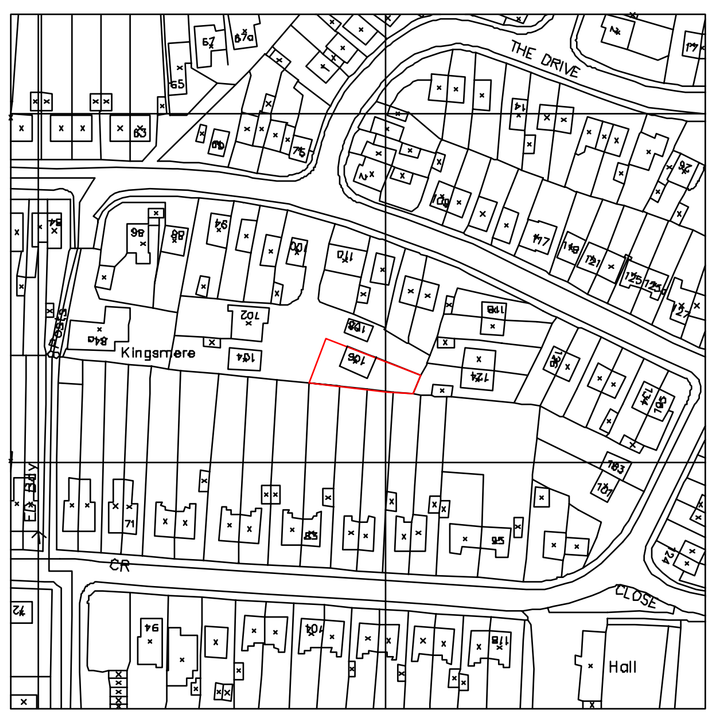

1:1250 Os Extraction

N

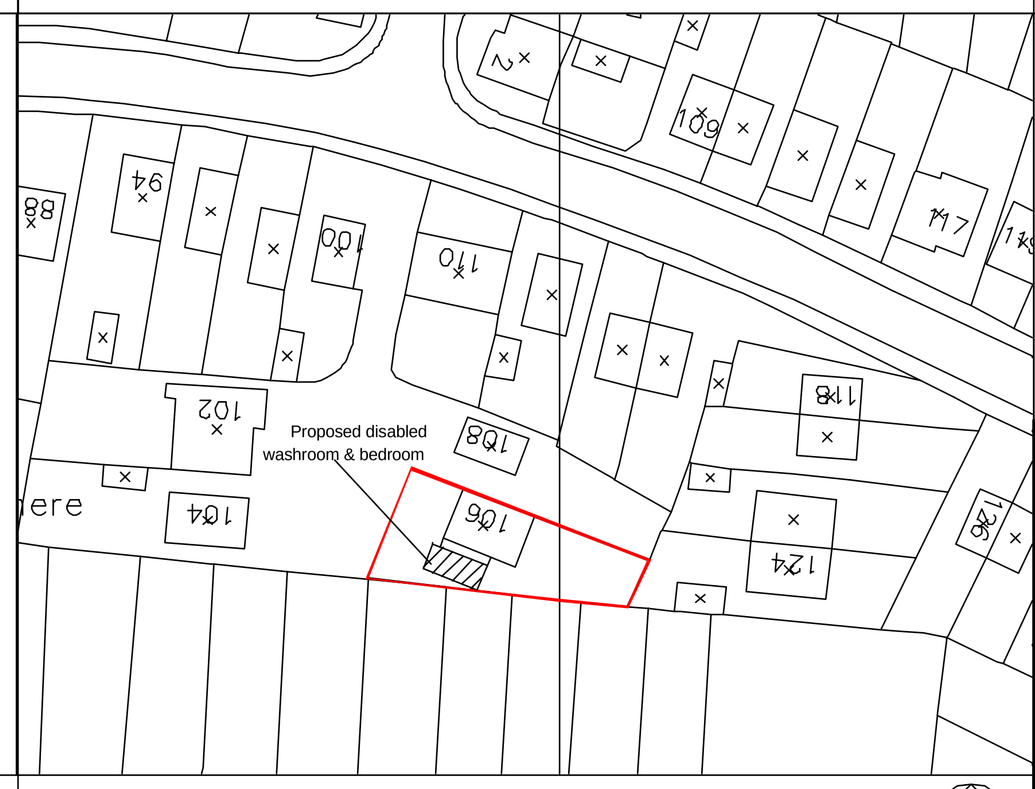

1:1500 Block Plan

N

Additional works - Amendments

Date:-

Amendment:-

Person who made changes:-

Other comments:-

Key
Dimensions with symbol ( ) = they may change due to site conditions.

Dimensions with this symbol * mean this measurement must be no less than stated.

All bricks to match existing where possible.

All the dimensions must be checked prior to the contractor starting on site. Please note that the dimensions on the drawing may change due to the manufacturing processes and suppliers.

Dimensions may change when old structures are removed.

Windows to be UPVC White , to match existing where possible, supplier at clients discretion.

This drawing is for planning purposes only. Dimensions may change when old structures are removed. All sizes should be finalised on site by the nominated contractor at the clients discretion.

No guttering, eaves or any any part of the building is to overhang past the neighbouring property at the boundary fence.

No building work should commence until the planning permission has been been granted. This drawing is copy right and should not be used for tender without the consent of the client and A R I DESIGN Ltd

Notes

Legal Covenants and any restrictions on development are the responsibilty of the owner.Please note that ARI Design Ltd does not accept any liability for breach of covenant or Party Wall issues. And stress that no works should commence until the relevant Local Authority approvals have been obtained. Failure to comply to this rule will result in the breach of contract/agreement and the client/contractor proceed at there own risk.

Any conditions laid out by the local authority must be carried out in full unless the client/contractor has a written agreement from the local authority to change the scheme. In receipt of these drawings you are entering into the copyright act and the acts implied rules. In acceptance of this drawing you are accepting the policies set out by ARI Design Ltd and agree to abide by the policies in place. ARI Design ltd have the right to change the policies in place and withdraw the drawings should the company feel the need to do so.

Your statuory rights have not been affected in entereing into the policies and agreement laid out by the company. And ARI Design Ltd are full memebers of the Data Protection Act. No copies of this drawings may be issued without the consent of the client and the company.

A R I DESIGN Ltd
17-19 Wood Street, Hinckley, Leics, LE10 1JQ.
Tel: 0845 230 5344 Fax: 0845 230 5453
E-Mail: sales@aridesign.co.uk Web: www.aridesign.co.uk

This drawing is the sole property of A R I DESIGN LTD .
It must not be copied (in whole or part), or otherwise diclosed, submitted, tendered or used for construction without written consent.
Any copies of this drawing made by any method may result in further action.
All copies must include a copy of this legend.

A R I DESIGN Ltd

Client Details: Proposed Disabled Single Storey Side Extension Mr & Mrs Cowan, 106 Charnwood Road, Barwell, Leics, LE9 8FX.

DRAWING NO.	DATE	SCALE
D/1334/1/PD (1) 2 3 4	May 08	1:100 A1
	Drawn By: A.Ibbitson	