PROPOSED CONSERVATORY

for

MR + MRS GOODYER.

4 ASTER CLOSE

BURBAGE

SCALE: 1/100

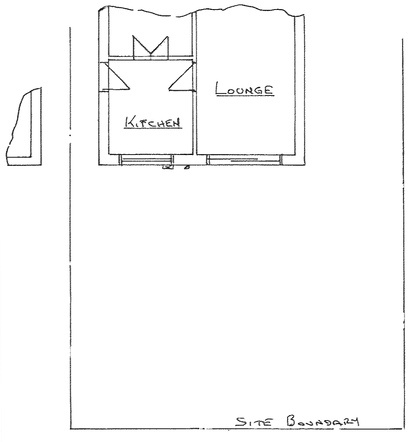

EXISTING PLAN

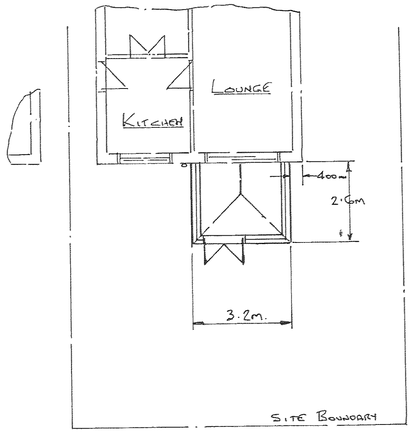

PROPOSED PLAN

NOTES!!

CONSERVATORY: 4/6 POLYCARBONATE SHEETS/ UPVC/ AND SAFETY GLAZING TO BS 6206 OR DWARF WALL TO BE SUPPLIED AND INSTALLED BY SPECIALISTS

WALLS: OUTER: 102 FACING BRICKS TO MATCH EXISTING. INNER: 100mm DENSE BLOCKS 4.6N/mm² STD BLOCK PLASTER FINISH 13MM. WALL TIES TO BS 1243. CAVITY IF REQ'D BY CLIENT. NEW WALL TO EXISTING, KEYED OR USE OTHER STRENGTHENED WALL CONNECTORS CLIENTS CHOICE.

FLOOR: FINISH TO CLIENTS CHOICE ON 65mm SAND/CEMENT SCREED ON 125mm CONC. SLAB 1200G POLYTHENE DPM TURNED UP AT SIDE EDGES TO LAP WALL DPC ON 50mm SAND BLINDING AND MIN 100mm CONSOLIDATED AGGREGATE BED

DPC: PROVIDE HORIZONTAL DPC MIN 150mm ABOVE GROUND LEVEL AND VERTICAL DPC. TO ALL NEW WINDOWS + DOORS.

BRICKS BELOW DPC: - TO BE CLASS 'B' ENGINEERING BRICKS

FOOTINGS: CONCRETE 1:2:4. 600mm WIDE x 200mm THICK AT MIN 1m DEEP TO LOCAL AUTHORITY SATISFACTION. TO BE TAKEN TO BELOW INVERT LEVEL OF DRAINS.

STORM DRAINAGE:- 100mm GUTTERING TO 75mm RWP TO SUITABLE SOAKAWAY TO L.A. SATISFACTION.

FOUL AND RAINWATER:- TO BE 100mm DIA FLEXIBLE JOINTED PIPES ENCASED IN 15mm PEA GRAVEL BED. ALL DRAINS WITHIN 1M OF EXTENSION TO BE ENCASED IN 150mm CONC. SLEEVE. ANY DRAINS PASSING THRU' WALLS OF CONSERVATORY TO BE REBUILT WITH CONC LINTEL

ALL DIMENSIONS/ SERVICE DRAIN RUNS + DETAIL TO BE CHECKED ON SITE BY BUILDER PRIOR TO COMMENCEMENT OF WORKS. BUILDER TO CHECK OUT ALL WORKS TO LOCAL AUTHORITY SATISFACTION AND ACCEPT DESIGN LIABILITY. THIS DRAWING IS FOR PLANNING/ BUILDING REGS PURPOSES ONLY AND NOT A FULL WORKING DRAWING

All electrical work required to meet the requirements of Part P (Electrical Safety) must be designed, installed, inspected and tested by a person competent to do so. Prior to completion the Council will be required to be satisfied that Part P has been complied with. An appropriate BS7671 electrical installation certificate is required to be issued for the work by a person competent to do so to the Council.

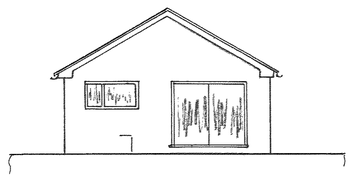

EXISTING REAR ELEVATION



PROPOSED REAR ELEVATION

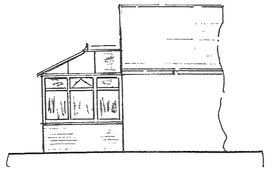

PROPOSED SIDE ELEVATION
ARROW 'A'

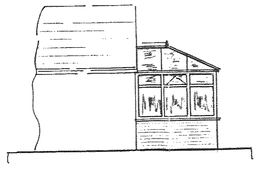

PROPOSED SIDE ELEVATION
ARROW 'B'

DEVELOPMENT SERVICES
16 OCT 2007
RECEIVED