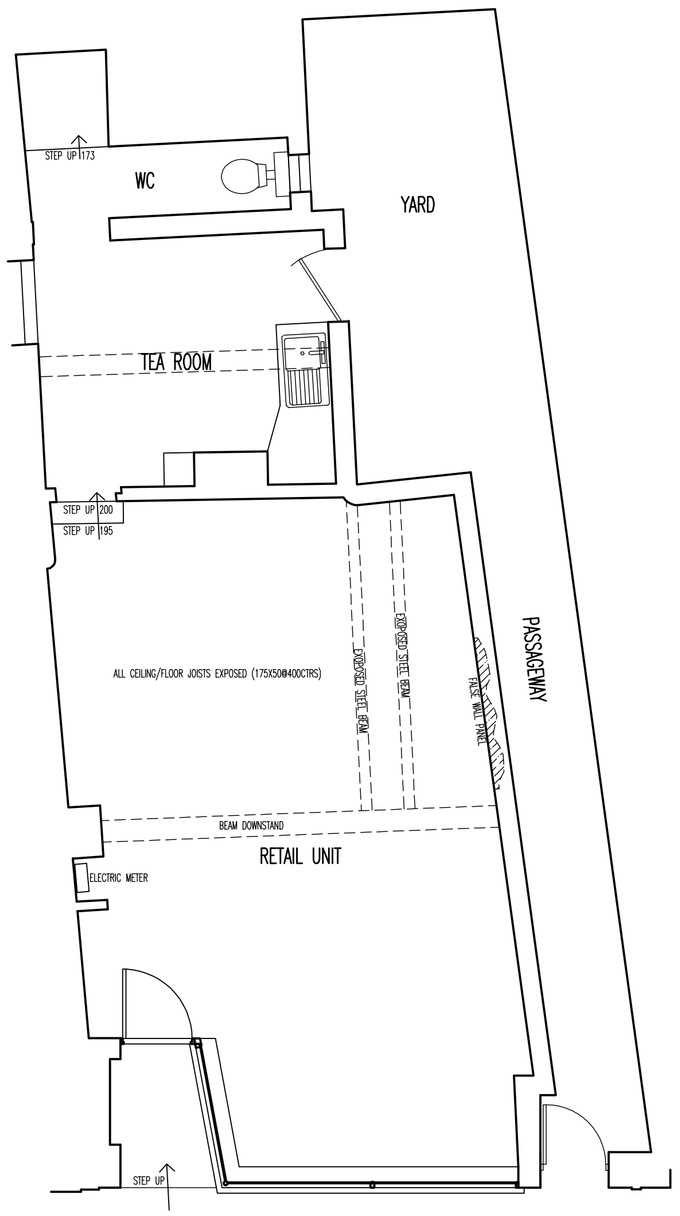


# EXISTING PLAN

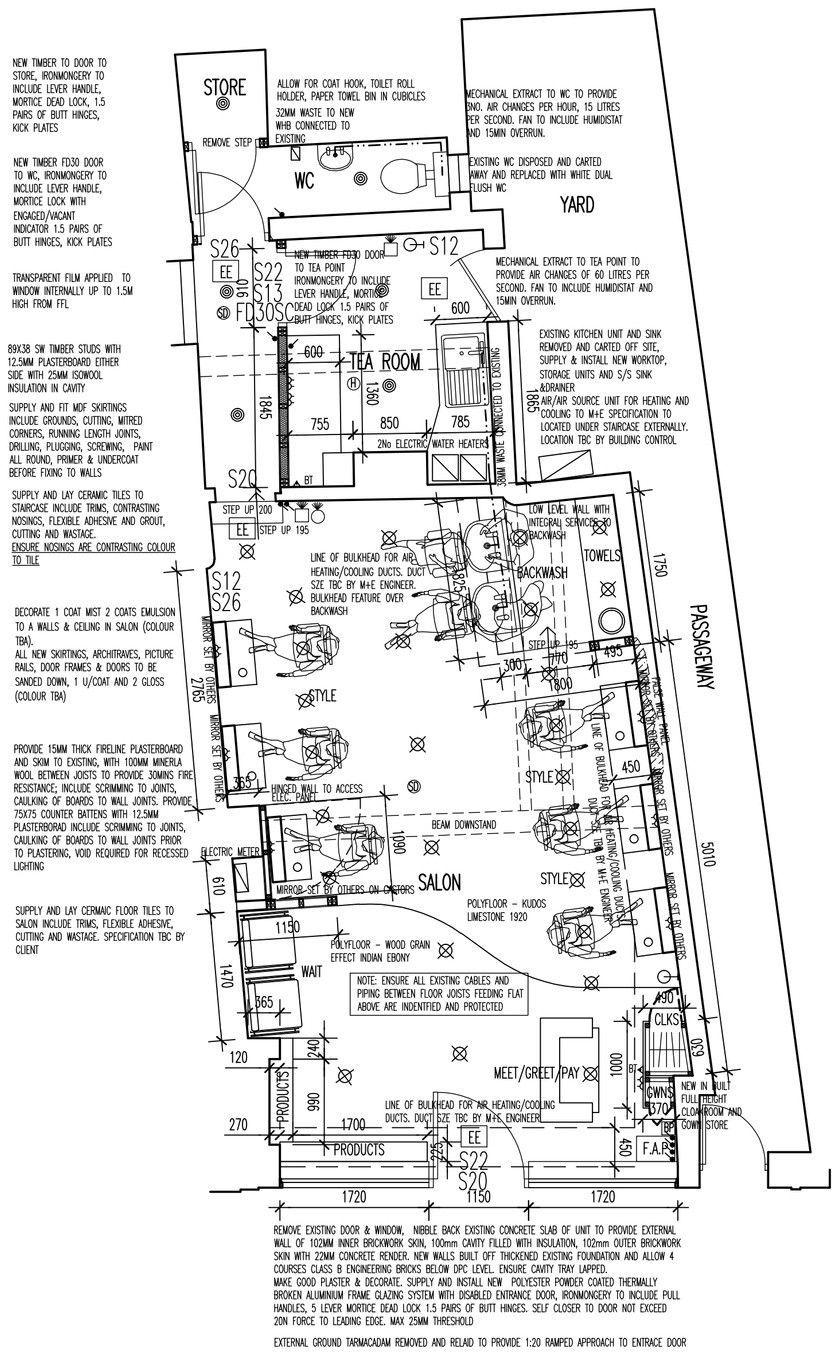


# PROPOSED PLAN

## General Notes

The Builder shall comply in all respects with the Building Regulations whether stated or not on the site drawings.
All materials and workmanship shall comply with all relevant current amendments of British Standards, Codes of Practice, EN and ISO Standards and shall be fit for the purpose intended. Water, gas & electrical installations shall comply with the requirements of the supply company and all current safety regulations /bylaws etc.

## Foundations

Shall be in accordance with BS CP 8004 and BS8103-1 and Approved Document A1/2 Part E & shall be taken into original solid ground at least 1000mm below finished ground level, depth of foundations shall be to the satisfaction of the Building Inspector. GEN1 concrete with S4 slump.

## Substructure up to Window Cill

Ensure all joints are filled/sealed to ensure air tightness. Cavity Walls below d.p.c. shall be constructed of special quality bricks Type FL to BS3921 below d.p.c. to min. two courses below finished ground level; 2Nr. courses smooth reds 65 x 102.5 x 215mm below D.P.C. level. Mortar shall be Class III 1:4-5 cement:sand. All to BS5628-1 & 3. Cavity wall above dpc shall be constructed of 102.5 x 65 x 215mm inner and outer skin laid in 1:2:8-9 cement: lime:sand mortar Class IV WITH 22mm Concrete Render. Fill cavity to min. 225mm below d.p.c. with concrete. 100mm thick Rockwool cavity batt fill taken to 150mm below DPC level. Bluebird screw in stainless steel wall ties at approx. 900mm x 225mm crs. Brickwork laid first and mortar struck from inner face, all joints shall be filled. Use lift battens to prevent mortar dropping onto top edge of cavity batts.

## Existing First Floor

Existing Exposed Steelbeams and 50 x 175mm joists @ 400mm crs to have 100mm mineral fibre insulation between joists min. density 10Kg/cu.m and 15mm Gypsum Fireline Plasterboard to acheive 30Min Fire resistance. Provide 75mmx75mm Counter Battens with 12.5mm plasterboard ceiling of min. density 10Kg/sq.m to allow recessed lighting. 10mm expansion gap to perimeter.

## Windows & External Door

Shall be weather sealed, purpose made Polyester Powder Coated Thermally broken Aluminium frames by an approved installer, foam sealed into the opening and the frames effectively sealed to the masonary wall with tooled silicone sealant. Enhanced security locking systems. Double glazed (d.g.) units shall be 24mm thick (16mm argon space) with low E glass to BS5713 having an emissivity of 0.05. Glazing generally shall comply with BS6262-4 and BS8000-7. 'U' value = min. 1.75W/sqmK. Glazing to doors & glass panels within 300mm of doors and below 800mm above floor level shall be safety glass which shall comply with BS6206. Glazing to Disabled Access doors & glass panels within 300mm of doors and below 800mm above floor level shall be safety glass which shall comply with BS6206. Self Closer shall not exceed 20N force to leading edge of door

## Partitions

Stud Walls to comprise of 38 x 89mm C16 head, sole & noggins with studs at 600mm crs., or Gyproc (or similar) Gypframe 70mm 'C' studs; 25mm Isowool APR1200 mineral fibre insulation of density 10Kg/cu.m. hung in the stud void & 12.5mm taper edged Gyproc Soundbloc density 10Kg/sq.m each side taped & jointed. Blockwork partitions of aggregate blocks plastered.

## Plastering

All walls shall be plasterboard dot and dab with 2 coats lightweight plaster. Ceilings shall be 12.5mm taper edged GYPSUM plasterboard, taped & jointed.

## Architraves & Skirtings

Type TBA. Skirtings shall be sealed to floors & walls to prevent air leakage.

## Heating

Air Source Heating/Cooling specified by M&E Engineer and installed to Manufacturers Guidelines and the requirements of Part P (Electrical Safety) and must be inspected and tested by a person competent to do so.

## Electrics

All electrical work required to meet the requirements of Part P (Electrical Safety) must be inspected and tested by a person competent to do so. Prior to completion Building Control shall be satisfied that Part P has been complied with. This will require an appropriate BS 7671 electrical installation certificate to be issued for the work by a person competent to do so. Provide minimum 10Nr. low energy light fittings that will only take a lamp with an efficacy greater than 40 lumens/circuit watt.

## Fire Safety

Mains operated interlinked fire alarm system (to BS 5839-1) shall be installed; smoke detection in the landing areas & a heat detection in the tea Room Test and Certify upon completion.
Emergency lighting to be installed in accordance with BS 5266: Part 1 Emergency Lighting, Test and Certify upon completion
All escape routes to be distinctively and conspicuously marked be emergency exit sign(s) of adequate size complying to the Health & Safety (Safety signs and signals) regulations 1996 and all signs containing symbols or pictograms to be in accordance of BS 5499: Part 1

## Internal doors

Doors 762 x 1981mm generally 10mm gap under doors to aid cross ventilation. New Door to Disabled WC 962 x 1981mm generally 10mm gap under doors to aid cross ventilation. New Doors off the Tea Room to be FD30S. Ground floor doors to have Vision Panels set out between 500mm and 1500mm

## Ironmongery

All Fire doors to have Self Closers not to exceed 20N force to leading edge of door, thumb turn latches internally to be provided where Locked Latches are provided, All ironmongery to be Brushed Stainless Steel.

## Background Ventilation

Existing Windows are fitted with head ventilation to give a minimum of 5000sq.mm

## Extract Ventilation

The WC shall be fitted with condensation control fans giving an extract rate of at least 15 l/sec. (Xpelair Premier LVCF20 or CF20 two speed fan and fitted with a timer connected to light switch to provide an overrun of of 15mins). The Tea room shall have an extract fan giving an extract rate of 60l/sec. A 10mm gap to be provided under the door.

## Plumbing

Wastes shall be pvc-u. 38mm diam. to sinks 32mm diam. to washbasins, 110mm diam. to WC's all with 75mm deep seal traps. Connect to existing SVP (Wastes shall be increased to 50mm diam when in excess of 1.7m for 32mm diam. and 3m for 38mm diam).

## Sanitaryware

Provide & install Disabled WC pack including grab rails as required by Part M of the Approved Documents by the ODPM



# ELEVATION TO STOCKWELL HEAD




# ELEVATION TO STOCKWELL HEAD

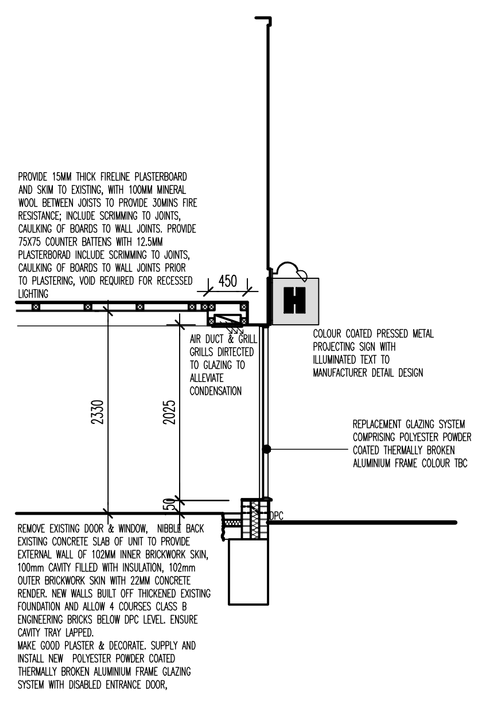


THIS DRAWING IS COPYRIGHT
DIMENSIONS ARE NOT TO BE SCALED FROM THIS DRAWING
ELECTRONIC DATA IS NOT TO BE AMENDED/DELETED WITHOUT AXONBECKETT PERMISSION

| REV | DATE | INIT | DESCRIPTION |
|---|---|---|---|
| A | 09-01-09 | NJA | UPDATED FOLLOWING CLIENT COMMENTS |

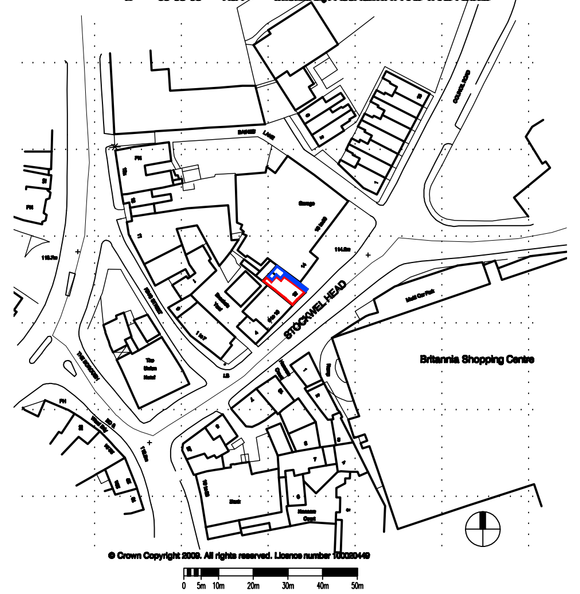


# LOCATION PLAN 1:250

## FIRE SAFETY LEGEND

- F.A.P — FIRE ALARM PANEL
- BREAK GLASS UNIT
- S12 — FIRE ACTION NOTICE
- S13 — FIRE DOOR KEEP SHUT
- S14 — FIRE DOOR KEEP LOCKED
- S20 — FIRE EXIT KEEP CLEAR
- S22 — FIRE EXIT
- S25 — PUSH BAR TO OPEN
- S26 — DIRECTIONAL ARROW
- SC — SELF CLOSER
- VP — VISION PANEL
- FD — FIRE DOOR
- 30/60 — FIRE RATING
- SOUNDERS
- (H) — HEAT DETECTOR (CEILING FIXED)
- (SD) — SMOKE DETECTOR (CEILING FIXED)
- SD — SMOKE DETECTOR (VOID FIXED)
- R — VOID REMOTE INDICATOR
- EE — EMERGENCY LIGHTING
- FULL HEIGHT COMPARTMENT WALL

## DISCLAIMLER NOTES:

**DRAWING SUBJECT TO FOLLOWING CONDITION**

CONFIRMATION OF LEGAL BOUNDARY & EASEMENTS
GROUND INVESTIGATION BY OTHERS
STATUTORY AUTHORITY SERVICES INVESTIGATION
PLANNING AUTHORITY COMMENTS/APPROVAL
HIGHWAY AUTHORITY COMMENTS/APPROVAL
CONSERVATION OFFICER COMMENTS/APPROVAL
FLOOD RISK ASSESMENT
PARTY WALL ACT 1996

## M&E SYMBOL KEY:

- CAT 5 LUMINAIRE FITTING
- SURFACE MOUNTED PENDANTS
- CEILING PENDANT
- RECESSED DOWNLIGHTS
- SINGLE POWER SOCKET
- DOUBLE POWER SOCKET
- LIGHT SWITCH (DIMMER)
- EXTERNAL LIGHT WITH MOVEMENT SENSORS
- NEW RADIATOR
- EXTRACT FAN
- WATER PIPES
- DATA SPURS
- HAND DRYER
- FIRE ALARM SOUNDER
- FIRE ALARM BREAK GLASS UNIT
- SECURITY SWIPE CARD
- AERIAL POINT
- INTERNAL TELEPHONE POINT
- BT — INCOMING BT POINT
- FAX — FAX POINT
- (H) — HEAT DETECTOR (CEILING FIXED)
- (SD) — SMOKE DETECTOR (CEILING FIXED)
- BURGLAR ALARM SOUNDER
- BP — BURGLAR ALARM PANEL
- FRONT DOOR INTERCOM

AXONBECKETT
ARCHITECTS
MASTERPLANNERS
W5 The Quarters, 85 Druid St,
Hinckley, Leicestershire,
LE10 1QG, England
T: 01455 633556
F: 01455 233773
E: mail@axon-beckett.com
W: www.axon-beckett.com
RIBA Chartered Practice

CLIENT
HAIRNATION

PROJECT
PROPOSED SALON REFURBISHMENT
12 STOCKWELL HEAD
HINCKLEY

| STATUS | DATE | |
|---|---|---|
| SKETCH | 06-01-09 | |
| DRAWN | CHECKED | SCALE |
| NJA | CB | 1:50 |

DRAWING
EXISTING & PROPOSED PLANS / ELEVATIONS

| DRAWING No. | REVISION |
|---|---|
| 08910-SK01 | E |