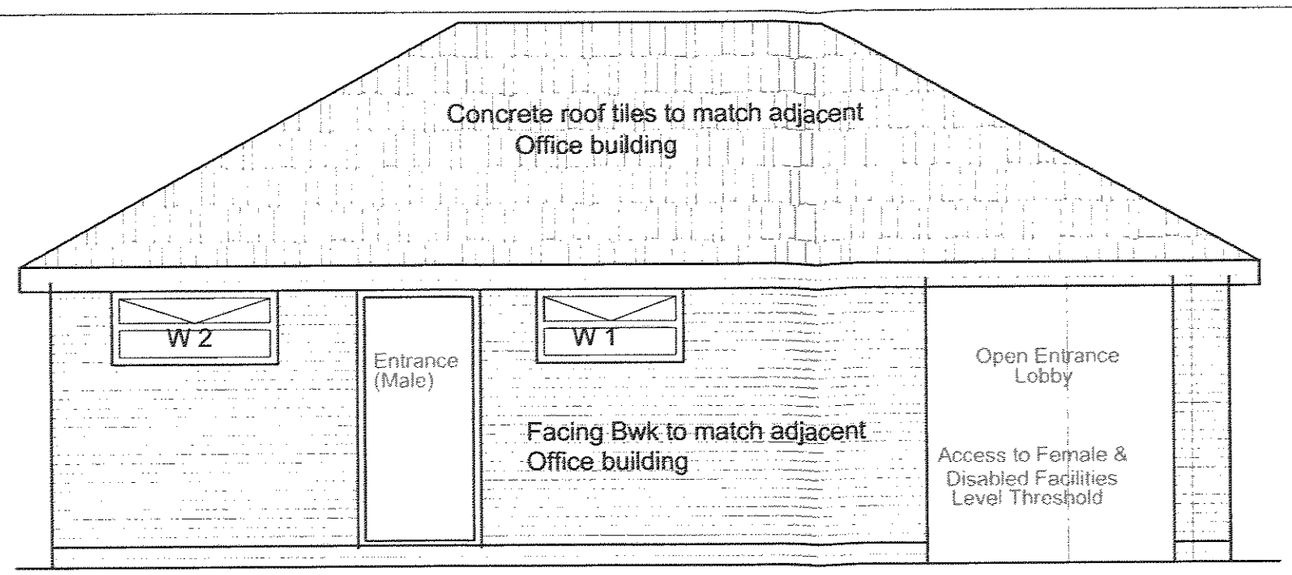

A-A North Elevation (Front)

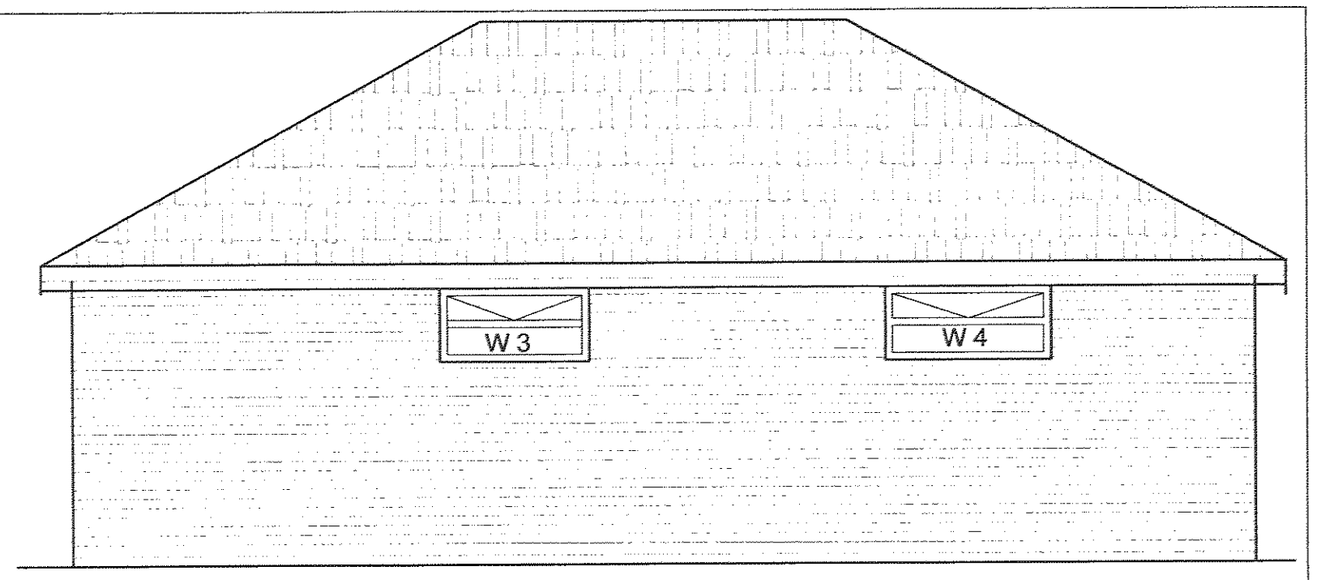

B-B South Elevation (Rear)

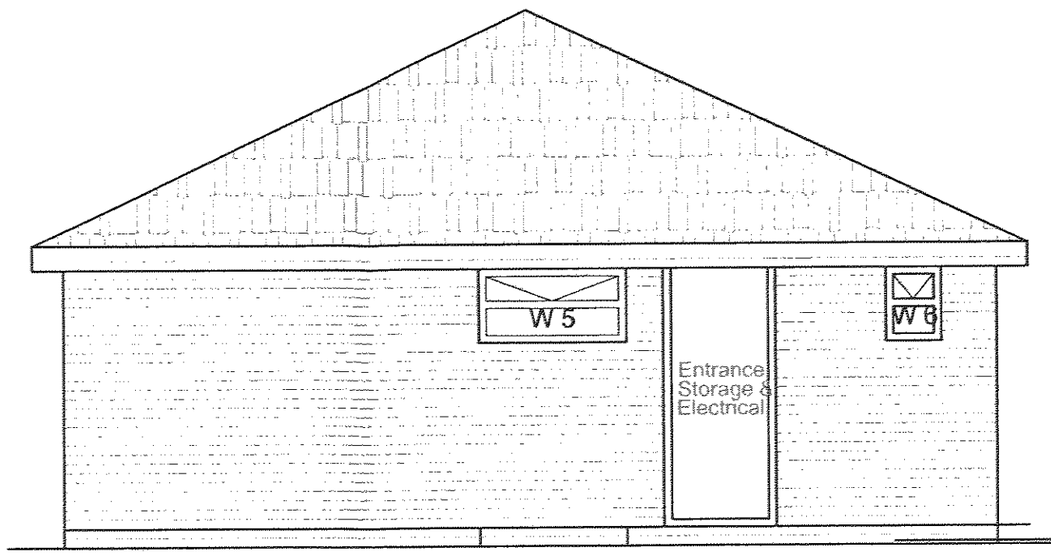

C-C West Elevation (Side)

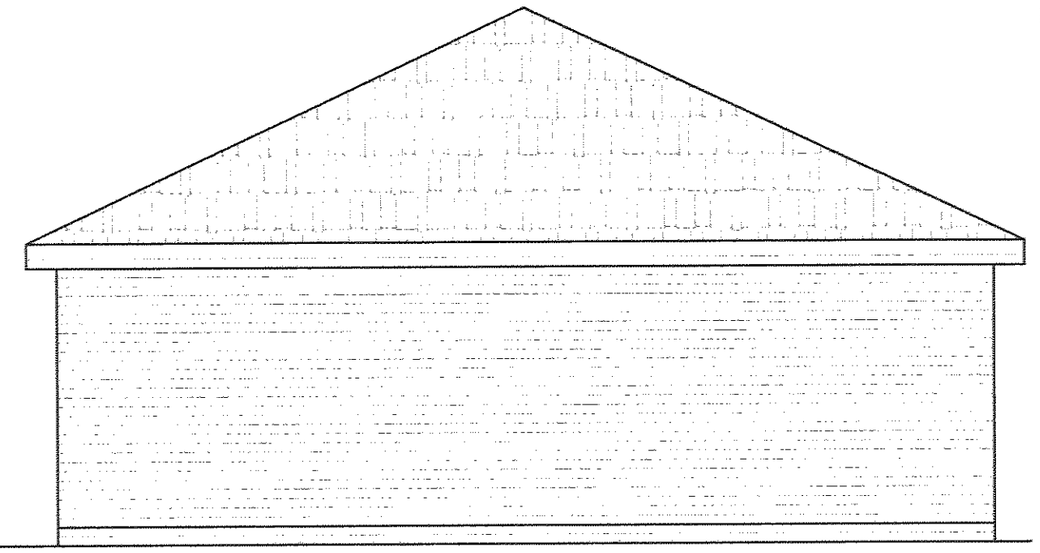

D-D East Elevation (Side)

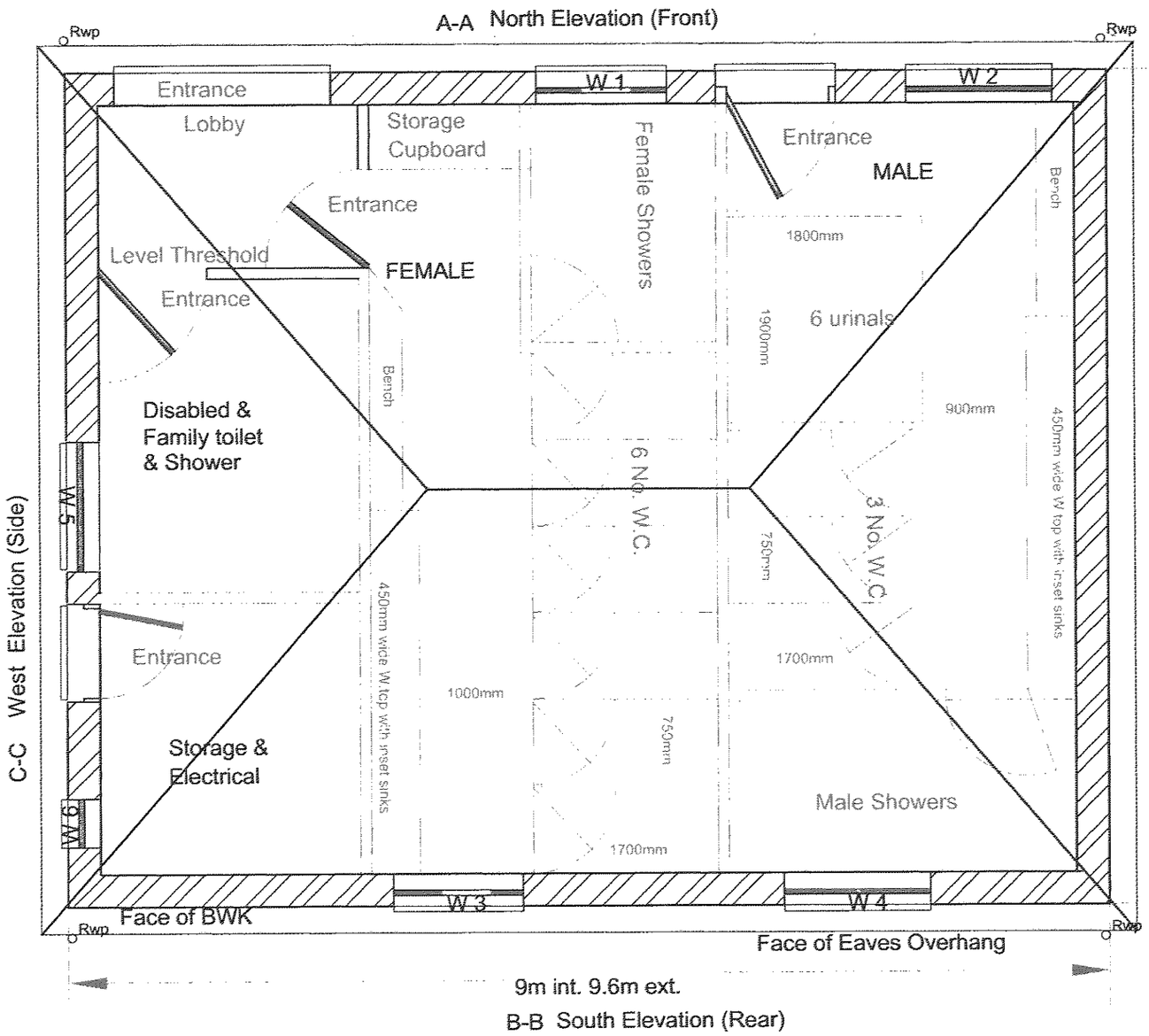

PLAN

Scale 1/50

CONSTRUCTION NOTES

Foundations:
450 wide x 600 deep mass concrete foundations taken down 1 metre to loadbearing ground or to building control approval.

Walls:
Taken up to ground level in either brickwork or 100mm 7.0N dense concrete blocks. 2000 gauge polythene d.p.c. Sited min.150 above ground level. Engineering brick splash course below ground level to underside of d.p.c. Above ground level external leaf to be approved facing bricks tied over 100mm cavity to inner leaf of 100mm loadbearing insulating block, finished internally with 9.5 plasterboard on dabs with plaster skim finish. Cavity to be filled with insulation to give minimum 0.35 W/sq.m K. Wall ties (non corrosive) at 750 hortzontally, 450 vertically and 225 at reveals. Cavities to be closed at heads, jambs, cills and eaves. Built in UPVC cavity closures/d.p.c. including tray d.p.c. over all lintols incorporated in external walls with appropriate weepholes. Plasterboard and skim to window reveals, head and jambs. Lintols to be steel with stop ends and insulated steel tray to Building Regulations approval. Mortar mix for brickwork and blockwork to BS5628 pt.3

Floor:
40mm thick screed over 125mm concrete reinforced with A193 mesh with minimum 20mm of cover to sand blinded well compacted hardcore, minimum thickness 150mm. A 100mm thick Polystyrene slab to be placed under conc. to provide minimum 0.25W/sq.m Polythene dpm laid on sand blinding to extend upwards to wall D.P.M

Roof:
Concrete interlocking tiles fixed in accordance with manufacturers instructions on 38 x 25 s.w batterns to untearable roofing felt on rafters at 600mm max. centres. 100 x 75 wallplate strapped down six courses at 2000 centres by anchor straps. Rainwater gutters to be fixed to 200 x 25 fascia board. All exposed and built in timbers to be treated. Ventilation to roof over fascia ventilation system. Joists to be underlined with 30mm plasterboard with plaster skim finish. Roof to be insulated with 100mm glassfibre quilt between joists and 150mm across joists, to give min. U value of 0.16 W/sq.m K. Anchor straps at max 2.0m centres.

Windows and External Doors:
To be UPVC, draught stripped and double glazed with low 'E' glass and 16mm gap, in accordance with Part L - Building Regulations 2002.

Glazing:
Safety glazing to BS6206: 1981 and in accordance with approved document N of the Building Regulations 1991 & Safety glass to all fully glazed doors.

NOTE: All construction to be agreed with L.A. Building Inspector prior to work

Proposed toilet block at Bosworth Water Park,Wellesborough Road
Far Coton Lane, Market Bosworth, Leics. Scale 1 in 50
Mr & Mrs Ryley 01455 291876 Drwg BWT 3