No1 Means of enclosure and Boundary Treatments.

1.8 High Timber Fence.

0.9 Timber Fence.

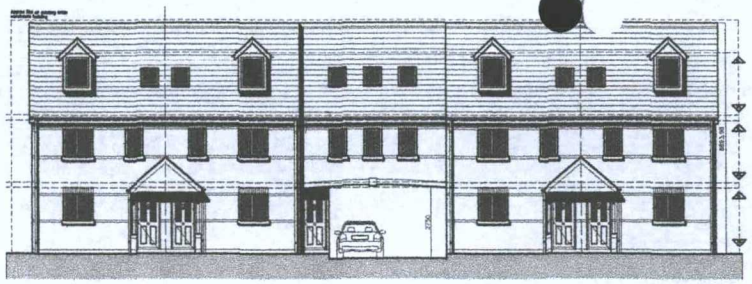

Proposed Front Elevation 1:100

Scale Bar 1:1250

Scale Bar 1:500

Scale Bar 1:200

Scale Bar 1:100

0 1M 2M 3M 4M 5M

Scale Bar 1:50

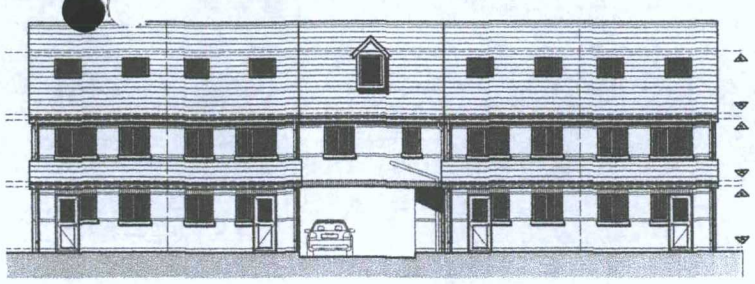

Proposed Rear Elevation 1:100

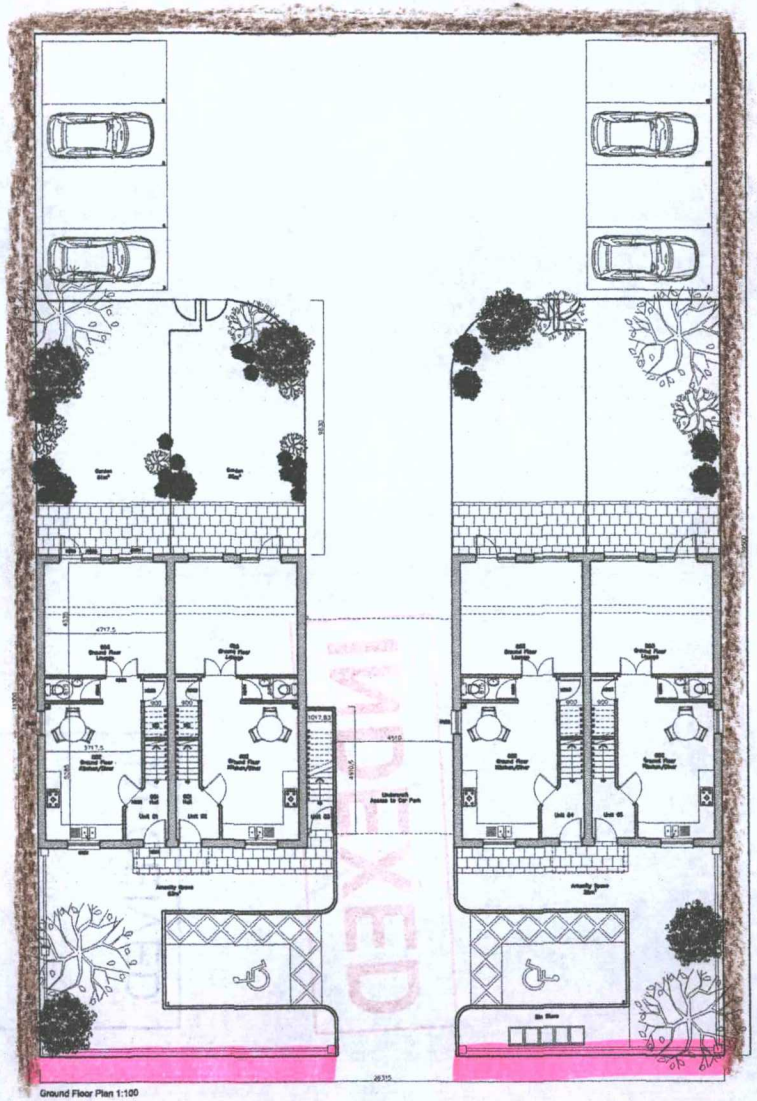

Ground Floor Plan 1:100

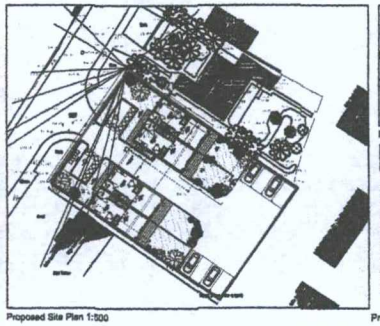

Proposed Site Plan 1:500

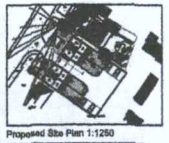

Proposed Site Plan 1:1250

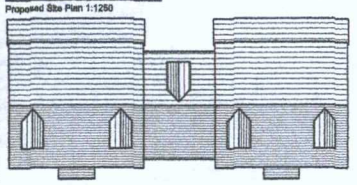

Proposed Roof Plan 1:200

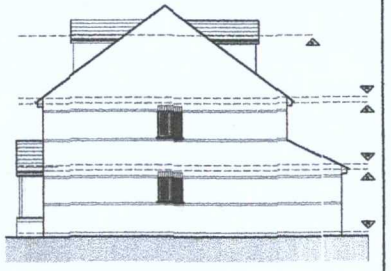

Proposed Side Elevation 1:100

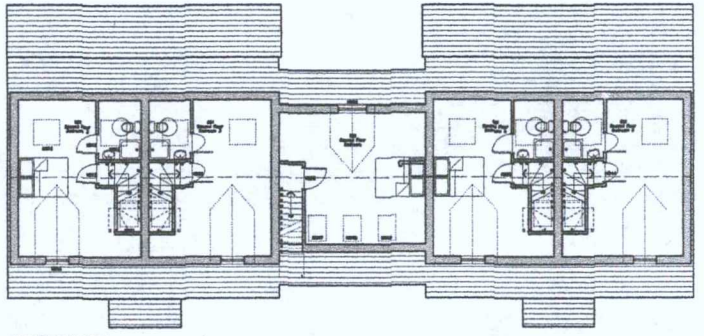

Second Floor Plan 1:100

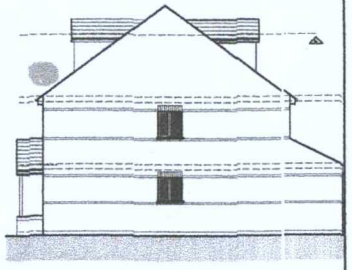

Proposed Side Elevation 1:100

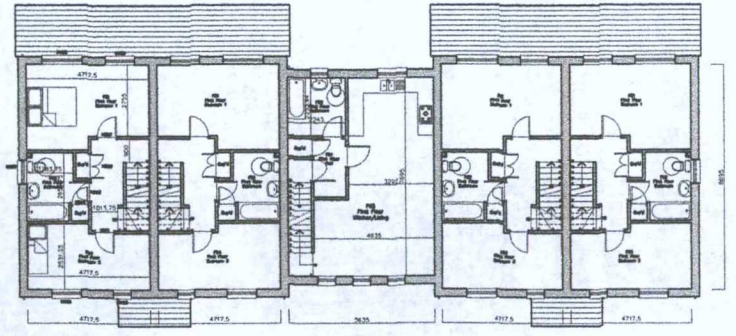

First Floor Plan 1:100

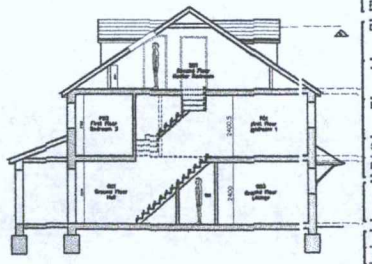

Typical Section (3 Storey) 1:100

SCHEDULE OF ACCOM

Unit 01
3 Bedroom End Terrace

Unit 02
3 Bedroom Town House

Unit 03
1 Bedroom Flat

Unit 04
3 Bedroom Town House

Unit 05
3 Bedroom End Terrace

AMENDMENTS
D Rear elevations exte
E Amend site plan
F 02.08.11 amended p
roof to incoporate plan
G 08.08.11 amended
with planners commen
H 09.08.11 amended
planners email 08.08.1

DRAWING TITLE
Proposed

JOB TITLE
68 Mill L
Le

DRAWING NUMBER

SCALE As Shown

DRAWN AM

walt

t: 01509 416 792

w: www.waltersarchitects.c

e: info@waltersarchitects.c

DO NOT SCALE
Figured dimensions must be taken in
areas are to be referred to the Archit
all dimensions on site before commen
Required ©