DO NOT SCALE

This drawing is the Copyright protected intellectual property of The Diamond Wood Partnership and is not to be used or reproduced in any way without our written permission.

NOTES

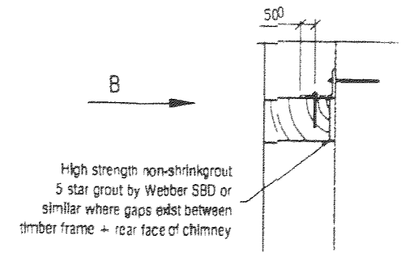

SECTION THROUGH REAR TIMBER FRAME/CHIMNEY REAR WALL SHOWING S/STEEL ANGLE FIXING
Scale 1:20

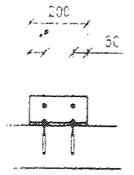

VIEW B
Scale 1:20

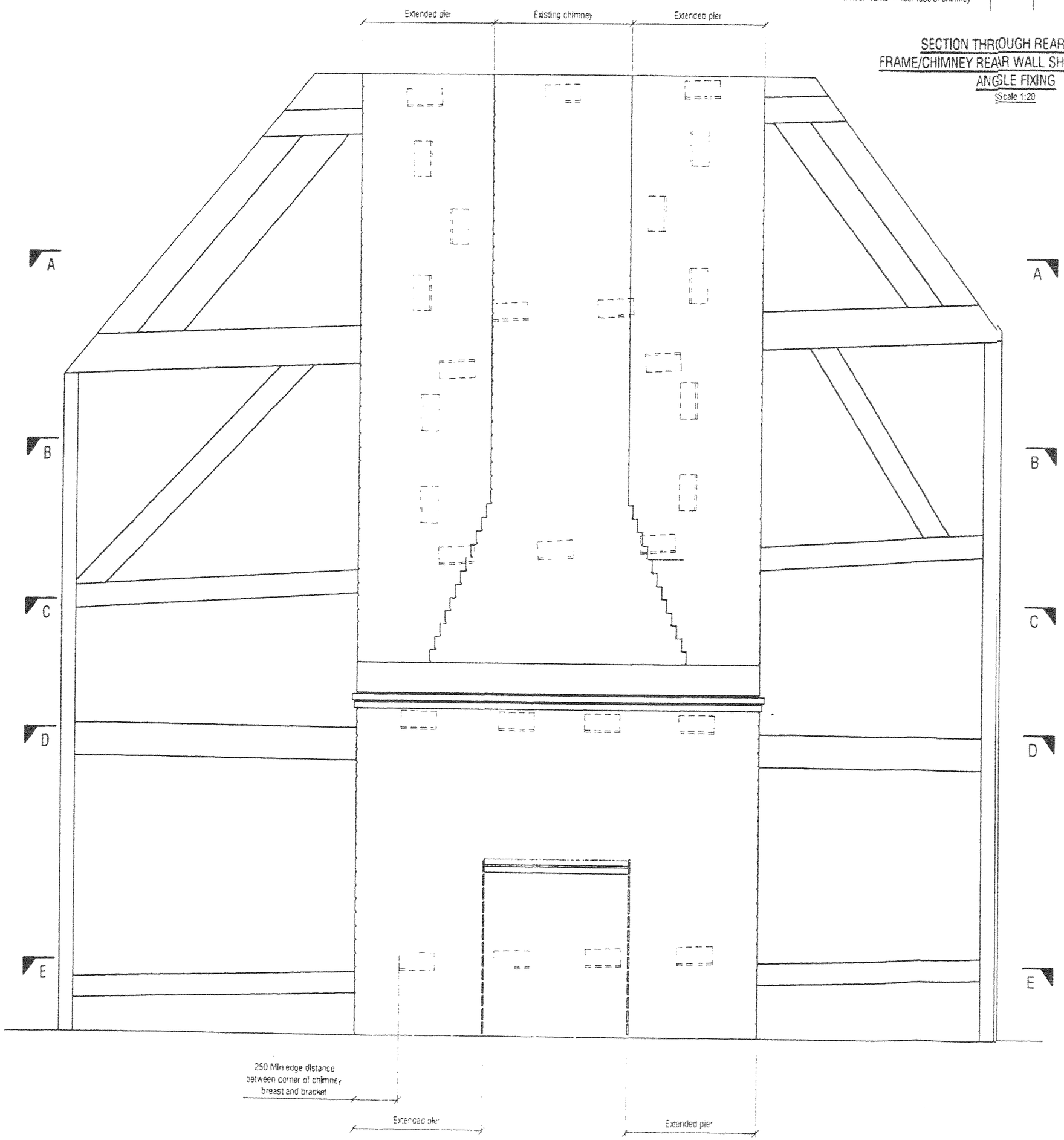

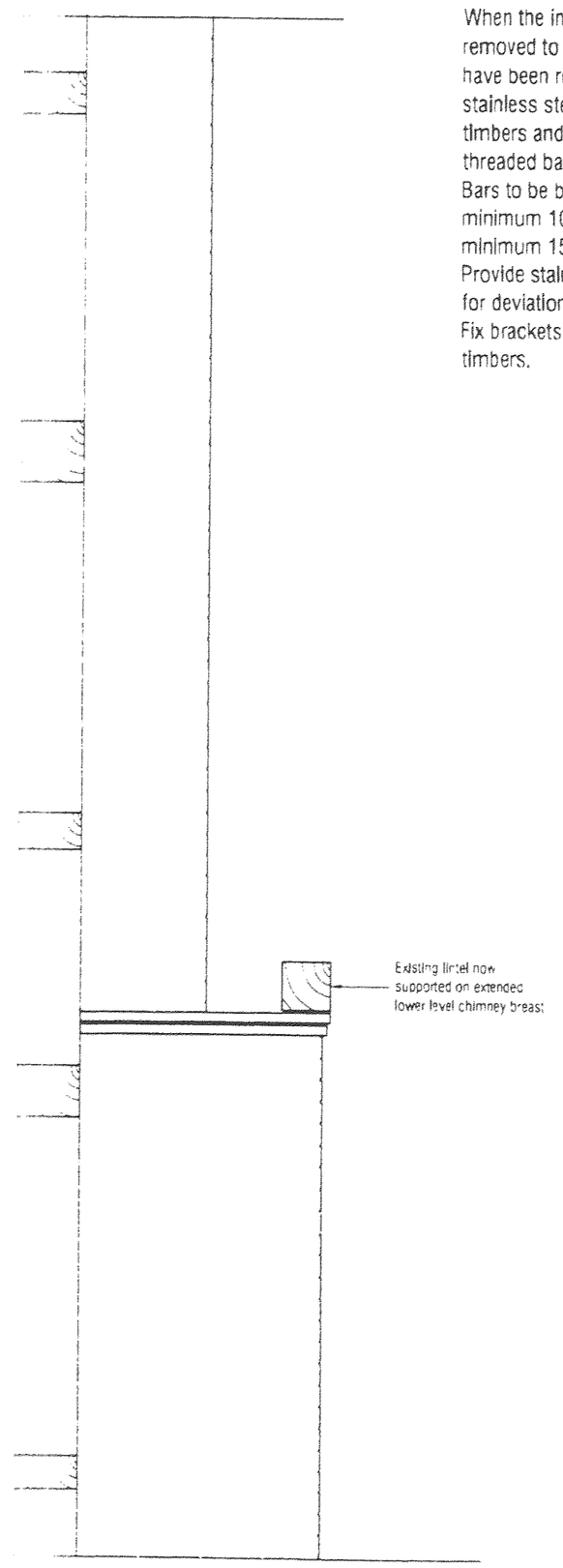

When the infill panel brickwork to the gable has been removed to expose the timber frames and after the frames have been repaired/treated, fix minimum 100x120x10 stainless steel angles x 200 long (120 leg horizontal) to timbers and to rear face of chimney using 8mm diameter threaded bars with washers + nuts.
Bars to be bonded with propriatory epoxy resin + to have minimum 100mm penetration into sound timber and minimum 150mm penetration into brickwork.
Provide stainless steel packing on timbers to compensate for deviation in surface levels.
Fix brackets at max 600mm centres to horizontal + vertical timbers.

DEVELOPMENT SERVICES
03 FEB 2009
RECEIVED

Ref	Revision	Date	By
Issue			

THE DIAMOND WOOD PARTNERSHIP
CONSULTING ENGINEERS

The Old School
Blaby Road
Enderby
Leicester
LE19 4AR
T: 0116 284 8989
F: 0116 284 8898
E: mail@diamondwood.co.uk

Project Title
HINCKLEY & DISTRICT MUSEUM

Drawn	Date
H.Smith	Nov 2008
Scale: 1:20 @ A2	Checked

Drawing Title
PROPOSED ALTERATIONS TO FIREPLACE

Project No.	Drawing No.	Revision
08-9683	1-002	