DCAMPLN

New Foundations.
New foundations to be minimum depth of 1000mm or to Building Inspectors requirements and to suit local ground conditions, trench filled mass concrete. Use sulphate resisting concrete in a C20 mix with a minimum cement content of 220Kg/mcu.

New Wall Construction
New sand/cement render to match existing on New 100mm 7kn solid concrete blocks with 100mm cavity filled with "Dritherm" mineral insulation batts to BS 6671 part 1 type currently certified by the BBA as suitable for the purpose and conditions with an inner skin of 100mm Hanson Thermalite Turbo blocks with a thermal conductivity of 0.11 w/mdegK and finished internally with 2 coat (13mm) plaster to give max. "U" value of 0.28W/m^2K. Stainless steel wall ties to BS 1242 to be "Ancon" or similar approved HRT4 used at 750mm centres horizontally and 450mm vertically. Additional ties to be installed at all openings. Mortar to be to BS 5628 part 3 a 1:1:6 lime, cement, sand mix or equivalent. Provide all necessary vents through wall as required. Threshold details to be compliant with C1 diagram 14 having level threshold with maximum 15mm step.

New D.P.C's
New Hyload DPC's to all external walls to be minimum 150mm above ground level, clear cavity to be maintained at least 225mm below DPC. Provide 2 course Class A blue brick splash course to outer leaf.

Cavity Closures
Close all cavities both horizontally and vertically at all openings and provide propriety BBA insulated cavity closures with minimum resistance path of 0.45m^2KW eg. Cavity trays type H universal insulated. Set all windows and door frames back to overlap then cavity closures by at least 30mm.

Lintels
Provide standard IG L1/5100 or similar galvanised steel lintels to B.S. 5977 Part 2 sized to suit all openings with minimum end bearing of 150mm. Provide flexible damp proof cavity trays e.g. Timloc system 9000 polymeric DPC to B.S. 5628 complete with end stops, and supply and install weep ventilators over each lintel at 450mm centres.

Threshold Details
New threshold to be compliant with Approved Document C1 diagram 14 having level threshold with maximum step of 15mm.

New Solid Floor
New 50mm sand/cement screed on 100mm concrete slab to a mix of C35 with minimum cement content of 300kg/mcu and a water/cement ratio of 0.60. Supply and lay at mid-depth 1 layer of A12 anti-crack reinforcement, on 1200 gauge polythene dpm. with 100mm lap and end joints sealed with double sided acrylic tape. Dpm to link with dpc in walls, provide25mm perimeter insulated up stand in between slab and external wall with 85mm Celotex GA4000 dense flooring grade polyurethane rigid insulation slabs(or similar approved material) on 1200 gauge polythene dpm on 25mm sand blinding on 150mm well consolidated quarry waste laid and compacted in layers to suit max.600mm. All to give a U value of 0.22W/m^2k.

New Windows and Doors
New door and window to be timber construction and to match existing .Window to be complete with 24mm sealed units with low E glass and 16mm Argon filled cavity and to have permanent trickle ventilation giving an area of 8000mm^2 to achieve a U value of 1.6/1.8 W/m^2k.

New Roof
New reclaimed slates to match existing on treated timber laths to BS 5534 part 1 and graded to BS 4978 and fixed with galvanised or aluminium nails on "Tyvek" vapour permeable membrane to BS 5534 reinforced underlay or other propriety sheeting on 150mm x 50mm treated timber rafters at 600mm centres with all necessary collars and bracings with Kingspan Kooltherm K7 (125mm thick) between rafters with K18 insulated Dry-lining comprising 12.5mm plasterboard and 25mm insulation under rafters, with skim coat plaster finish. All to achieve a U value of 0.18W/m^2k.

Insulation
All wall and ceiling insulation to overlap where they meet, new wall insulation to extend below floor insulation at ground floor level.

New Flashings
All new flashings between roofs and brickwork to be carried out in Code 4 lead which is to be dressed up brickwork minimum of 150mm and tucked into mortar joint and repointed.

New Rainwater Goods
All new rainwater goods to match existing as near as possible and new downpipes to be connected to existing storm water system.



Existing Front Elevation

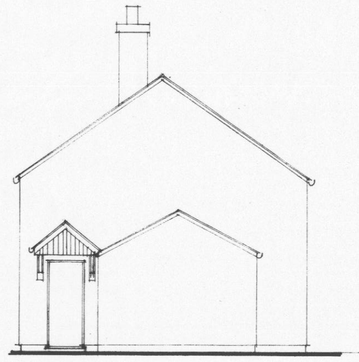

Existing End Elevation

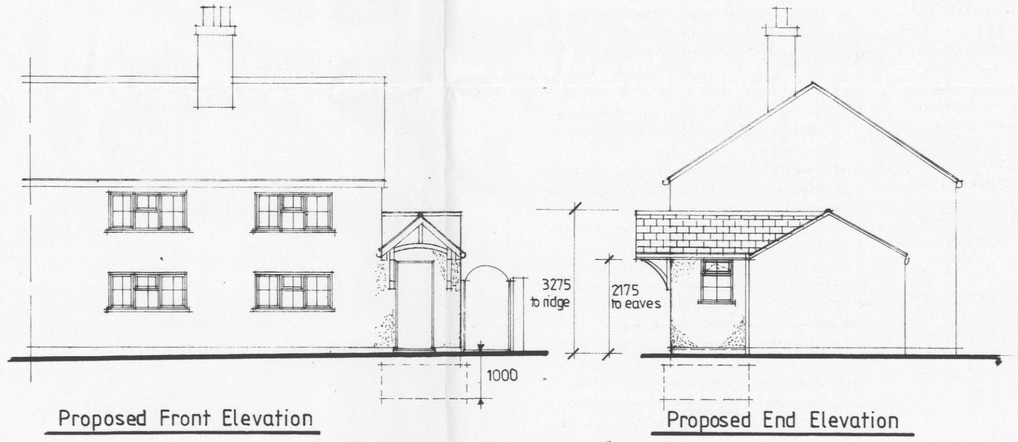

Proposed Front Elevation

Proposed End Elevation

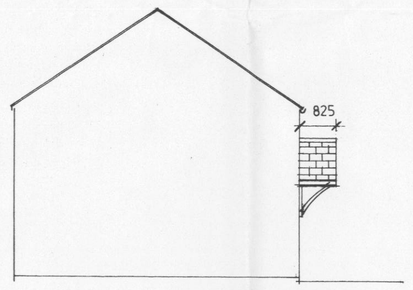

Proposed Elevation from No. 40

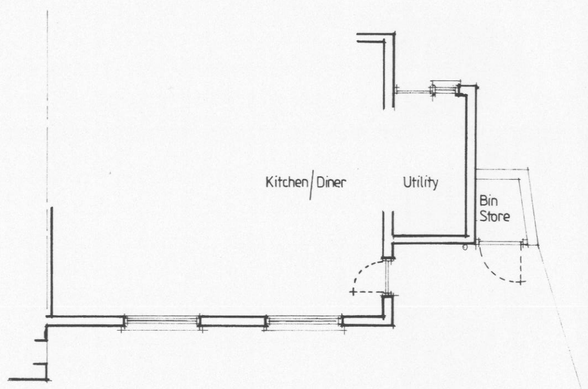

Existing Ground Floor Plan

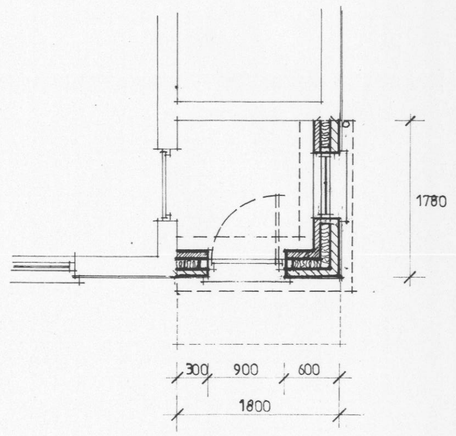

Proposed Ground Floor Plan

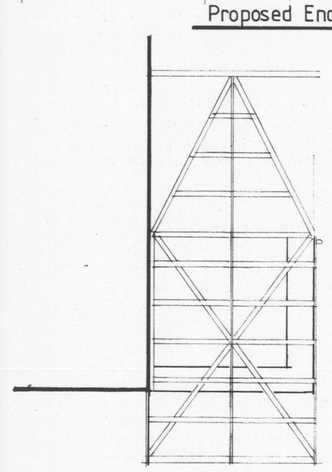

Roof Layout

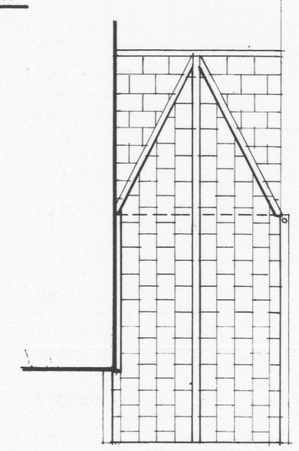

Roof Plan

Revisions
1. Side elevation added
2. Window added to plan

General
All works to conform to Local Authority requirements and to latest amendments of the Building Regulations and all external finishes to be agreed with The Planning Officer prior to works commencing. All materials, fittings and workmanship to be carried out or installed in accordance with manufacturers recommendations, relevant British Standards, Codes of Practise, Electricity Board, Gas and Water Authorities recommendations etc. All works to be carried out to the local Building Inspectors satisfaction.

d h design
architectural and interior design
14 Piers Road
Glenfield
Leicester
LE3 8BN
Tel/Fax: 0116 2877367
Mobile: 07917102660
Email: davewharding@yahoo.co.uk

CLIENT Mr.N.Garner	
JOB TITLE/ADDRESS Proposed new porch/entrance hall At:38 Lindridge Lane Desford Leicestershire LE9 9GN Existing and Proposed Plans and Elevations	
SCALE 1:100 & 1:50	DRAWN D Harding
DATE September 2011	DRWG NO NG/2011/1/A
REVISIONS	

DEVELOPMENT SERVICES
RECEIVED
15 NOV 2011