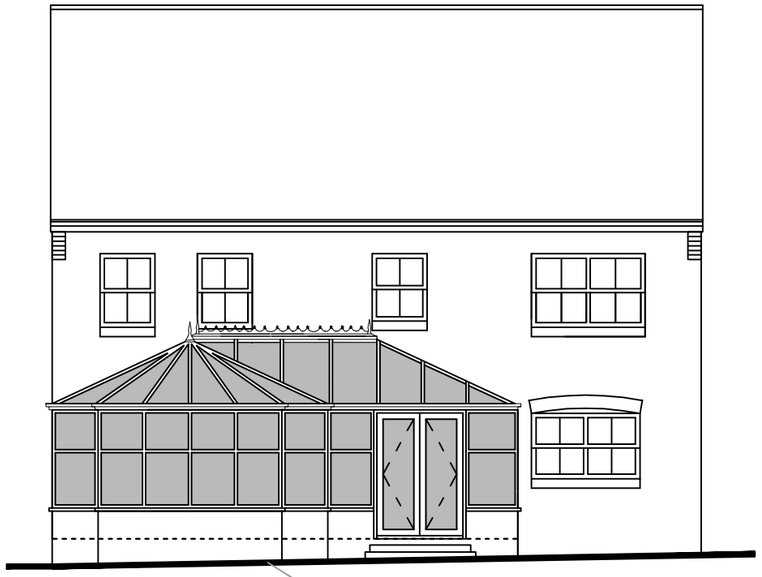

Rear Elevation

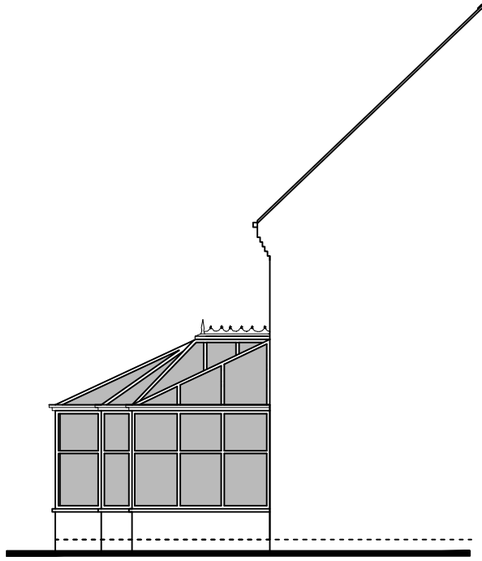

Side Elevation

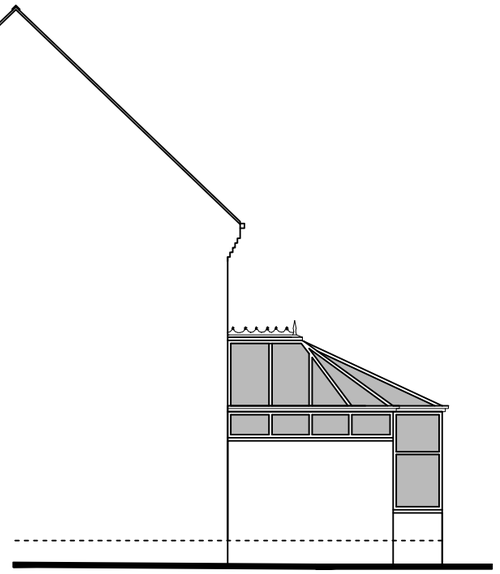

Side Elevation

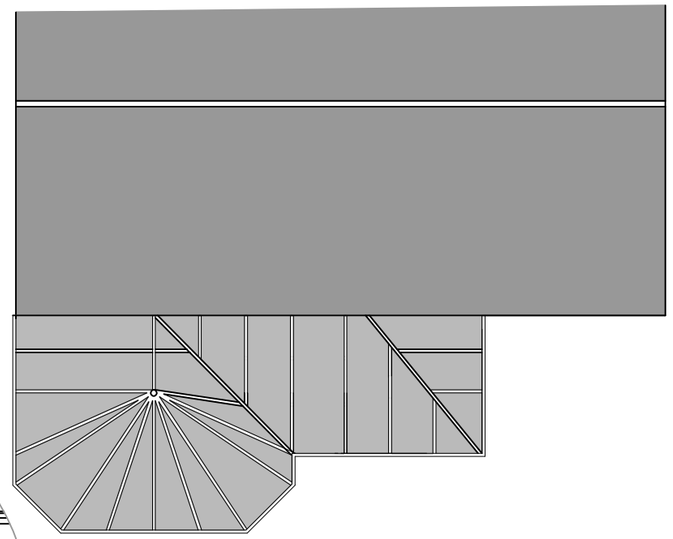

Roof Plan

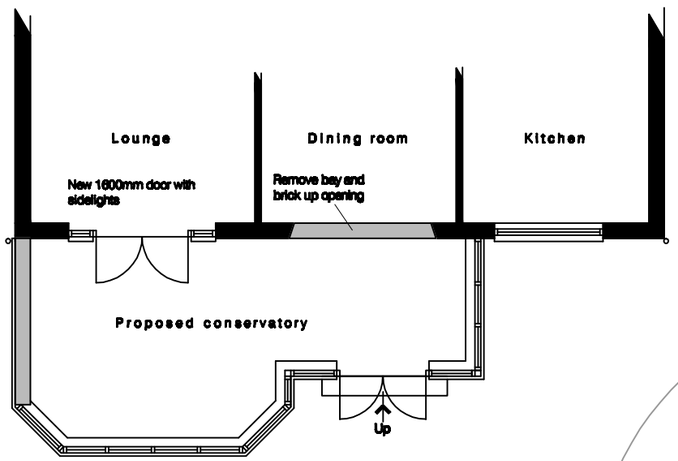

Part Ground Floor Plan

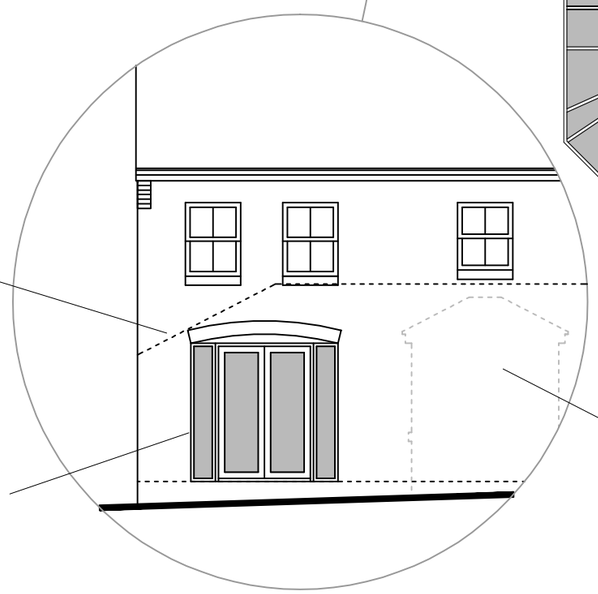

Notes

1. All dimensions must be checked on site and not scaled from this drawing, any discrepancies to be reported the office below.
2. The Contractor shall make a survey of the site and shall be responsible for obtaining all dimensions and levels necessary for the proper construction of works as indicated.

Client

SATCHWELL

Job Title

PROPOSED CONSERVATORY
1 GRANGE COURT
DESFORD

Drawing Title

PROPOSED

©Copyright

ELEVATION

ELEVATION DESIGN LTD

DESIGN - CONSTRUCTION
PROJECT MANAGEMENT

16 Wright Street Hull HU2 8JU

Telephone 01482 221155
Fax 01482 221105
Email forename@elevationdesign.org.uk

Revisions	Date	Description	DR	CH
A	03/09/08	Ammended for planning	MR	
B	11/09/08	Box guttering removed	DM	

Status: PLANNING

Scale	Date
A3- 1:100	03/09/08

Drawn By	Checked	Approved
MJR		

Drawing No.	Rev
1001/102/02	B