DCAMDP

- CAVITY BRICKWORK CONSTRUCTION: 65mm FACING BRICK, 100MM CAVITY WITH CELLOTEX CW4050 50MM TO INTERNAL 100MM THERMALITE TURBO BLOCKWORK LEAF .
- ALL INTERNAL WALLS ARE TO BE PLASTER FINISHED.
- PROVIDE STAINLESS STEEL CAVITY TIES: 750MM MAXIMUM HORIZONTAL CENTRES, 450MM VERTICAL MAXIMUM CENTRES AND 300MM MAXIMUM CENTRES TO REVEALS.
- PROVIDE VERTICAL DPC AND INSULATED CLOSERS TO ALL REVEALS TO PREVENT PASSAGE OF WATER AND COLD BRIDGING.

ALL CONCRETE PADSTONES TO BE 100X440X215mm DP UNLESS OTHERWISE STATED.

ALL NEW FLOOR JOISTS TO BE 38X145 C16 @ 400mm CENTRES UNLESS OTHERWISE STATED.

CONTRACTOR TO ENSURE EXISTING BLOCKWORK SUPPORTING NEW STEEL BEAMS ARE CONSTRUCTED IN SOLID BLOCKS. CONTACT LOCAL AUTHORITY BUILDING CONTROL OFFICER IF IN ANY DOUBT.

CONTRACTOR TO ENSURE ALL NEW FLOOR AND CEILING LEVELS MATCH EXISTING.

BRICKWORK TO MATCH EXISTING

LIGHTWEIGHT BLOCKWORK

STUDWORK WALL

## EXISTING GROUND FLOOR PLAN

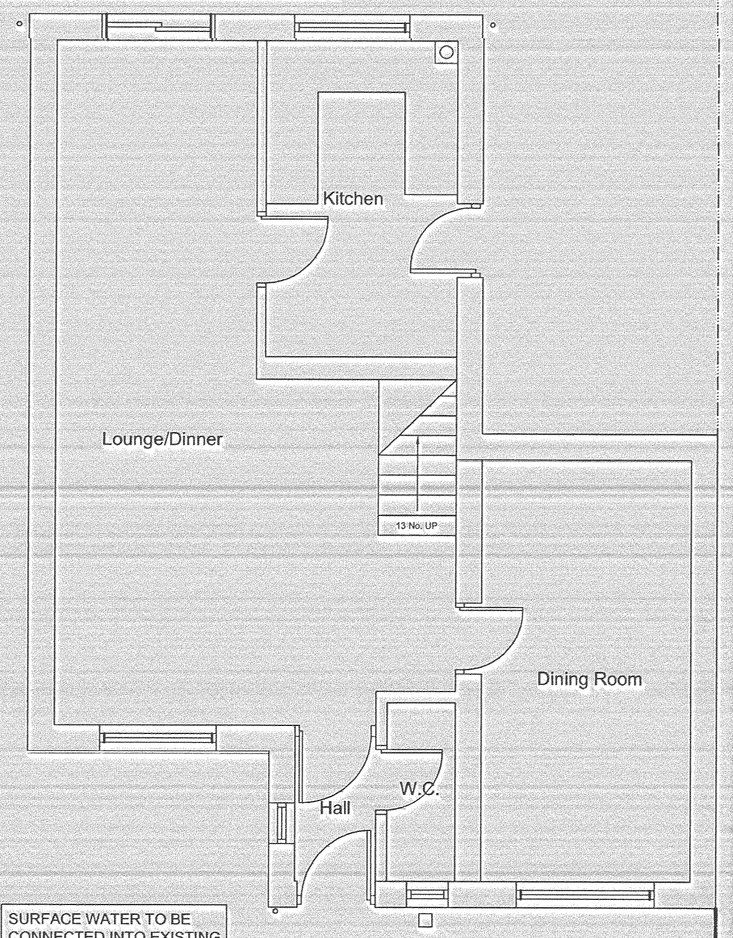


## EXISTING FIRST FLOOR PLAN

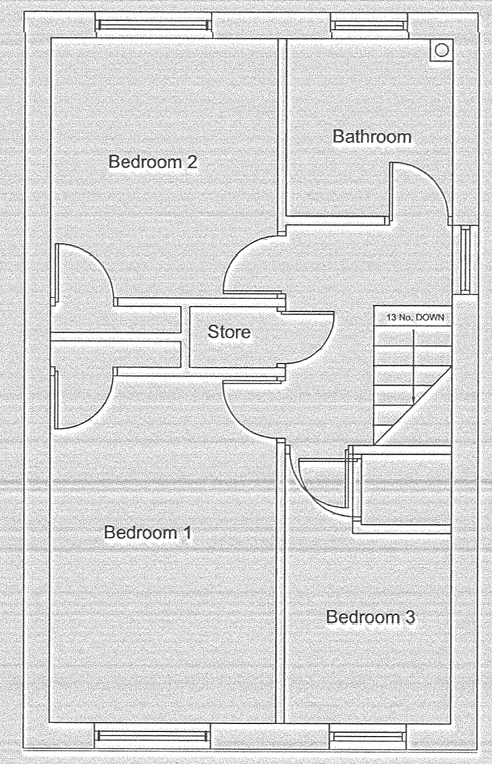


SPAN OF NEW 38 X 145 C16 FLOOR JOIST @ 400MM

EXISTING FOUNDATION TO BE EXPOSED AND INSPECTED BY LOCAL AUTHORITY BUILDING CONTROL OFFICER TO CHECK ADEQUACY TO SUPPORT ADDITIONAL LOADS.

DRILL AND GROUT 2No 20Ø BARS 600MM LONG TOTAL 300MM INTO SIDE OF EXISTING FOUNDATION PRIOR TO CASTING NEW. INSTALL BOTH SIDES

SURFACE WATER TO BE CONNECTED INTO EXISTING STORM WATER SYSTEM

GULLY

NEW 450Ø INSPECTION CHAMBER

EXISTING DRAINAGE RUN SHOWN LIGHTER

PROVIDE EXTRACT VENT TO KITCHEN MINIMUM OF 60L/s

NEW 300Ø INSPECTION CHAMBER

## PROPOSED FOUNDATION PLAN




DRILL AND GROUT 2No 20Ø BARS 600MM LONG TOTAL 300MM INTO SIDE OF EXISTING FOUNDATION PRIOR TO CASTING NEW. INSTALL BOTH SIDES

## PROPOSED GROUND FLOOR PLAN

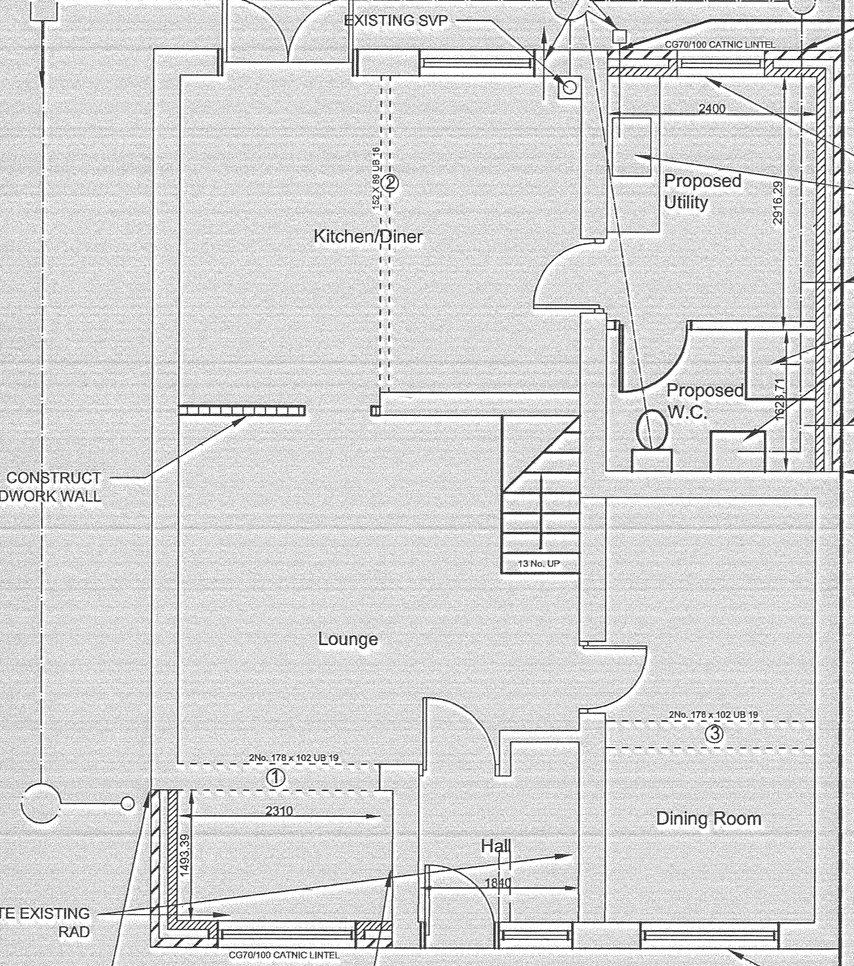


PROVIDE PRE CAST CONCRETE LINTELS TO BRICK/BLOCKWORK WHERE DRAINS PASS. PROVIDE RIGID SHEET MASKING BOTH SIDES OF BRICK/BLOCKWORK WHERE DRAINS RUN TO PREVENT VERMIN ENTRY.

CG 70 / 100 CATNIC LINTEL

WASTE FOR SINK AND WASHING MACHINE

PROVIDE EXTRACT VENT TO UTILITY MINIMUM OF 30L/S

SHOWER AND WASH HAND BASIN

PROVIDE EXTRACT VENT TO WC MINIMUM OF 15L/S

CONSTRUCT STUDWORK WALL

PROVIDE METAL PROFILE FURFIX WALL FIXINGS WHERE NEW WALL MEETS EXISTING AND IS NOT TOOTHED.

RESITE EXISTING RAD

PROVIDE METAL PROFILE FURFIX WALL FIXINGS WHERE NEW WALL MEETS EXISTING AND IS NOT TOOTHED.

BLOCKWORK INFILL TO EXITISTING WINDOW OPENING

ADEQUACY OF EXISTING LINTEL TO BE CHECKED WITH LOCAL AUTHORITY BUILDING CONTROL

BOUNDARY LINE

## PROPOSED FIRST FLOOR PLAN

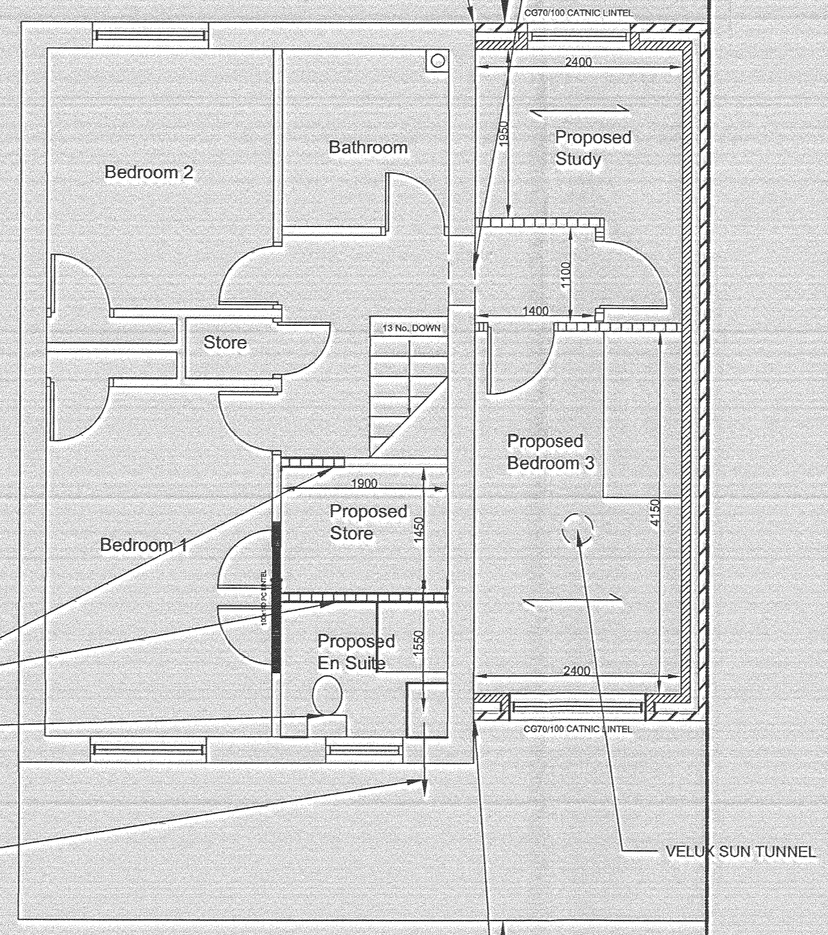


PROVIDE METAL PROFILE FURFIX WALL FIXINGS WHERE NEW WALL MEETS EXISTING AND IS NOT TOOTHED.

REMOVAL OF HALF WALL FOR ACCESS INTO PROPOSED EXTENSION

STUDWORK WALLS

DIRECT EXISTING GROUND FLOOR SVP TO JOIN NEW WC ON FIRST FLOOR

PROVIDE EXTRACT VENT TO EN SUITE MINIMUM OF 15L/S

VELUX SUN TUNNEL

PROVIDE METAL PROFILE FURFIX WALL FIXINGS WHERE NEW WALL MEETS EXISTING AND IS NOT TOOTHED.

BOUNDARY LINE

- All the materials used will be used in accordance with their relevant British Standards and or codes of practice.
- The substructure and drainage is to be completed to the satisfaction of the Local Authority Building Control Inspector.
- The work is to be carried out with the assumption that there are no public sewer or drains located on the site.
- All plumbing work is to comply with BS EN:12056(2000) and all hot and cold service are to be extended from existing.
- Glazing is to comply with Part N1 of the Building Regulations and the window supplier must be registered member of FENSA.
- All electrical works are to meet the requirements of Part P of the Building Regulations; "Electrical Safety" and must be designed, installed and tested by a person competent to so i.e. a memebr of NICEIC, ELECSA Ltd or simillar approved by the Local Authority prior to completion of work. An appropriate BS 7671 electrical institute certificate must be issued to the Local Authority Building Control Department.

## U - Value's

**Proposed Wall's**

Internal surface resistance = 0.123m²K/W
Plaster = 0.018m / 0.16W/mK = 0.11m²K/W
Thermalite Turbo 100 Blocks = 0.1m / 0.11W/mK = 0.91m²K/W
Cellotex CW4050 = 2.2m²K/W
Cavity Air Gap = 0.18m²K/W
Facing Brick = 0.102m / 0.84W/mK = 0.121m²K/W
External Surface Resistance = 0.055m²K/W

**Total = 3.7m²K/W**

U - Value = 1 / 3.7m²K/W = **0.27W/m²K**

**Proposed Floor's**

Kingspan Kooltherm K3 100mm = 0.16W/m²K

NOTE THIS DRAWING SUPERSEDES DRAWING NUMBER A1 /100/01.

CHANGES INCLUDE:
INSERTION OF OMITTED WINDOW TO BATHROOM
DESCRIPTION OF THE REMOVAL OF HALF WALL TO TOP OF STAIRS ON FIRST FLOOR LEVEL.

# PROPOSED EXTENSION TO FRONT AND SIDE OF EXISTING HOUSE FOR MR & MRS ROWE

14 PEAR TREE CLOSE,
BARWELL,
LE9 8LN,

EXISTING AND PROPOSED FLOOR PLANS

| SCALE: | DATE: | DRAWN BY: |
|---|---|---|
| 1:50 | SEPT 2011 | GH |

DRAWING NUMBER:

A1/100/01
Version 4


Greg Hill BSc HND
t: 07840016288
e: ghill87@o2.co.uk