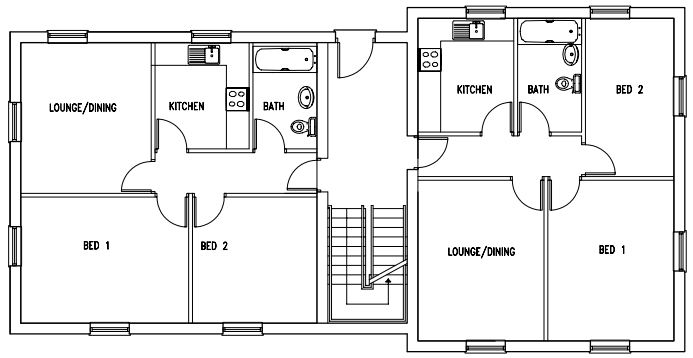

GROUND FLOOR LAYOUT



FIRST FLOOR LAYOUT

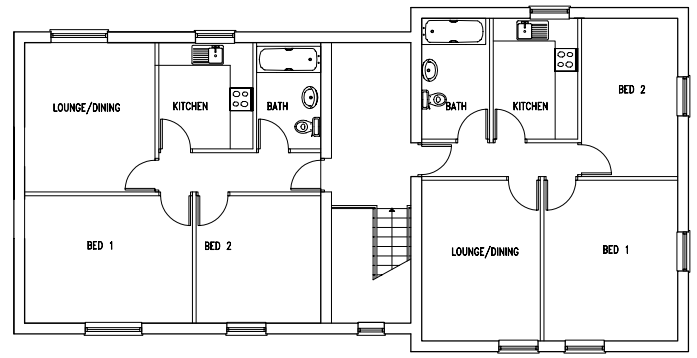

SECOND FLOOR LAYOUT



FRONT ELEVATION

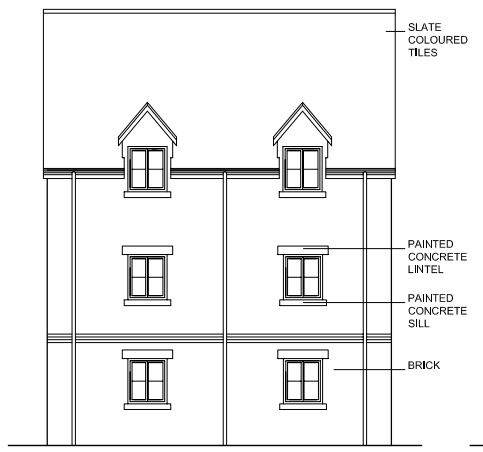

SIDE ELEVATION



REAR ELEVATION



SIDE ELEVATION

Rev.	Date	Details	Drawn	Checked
P4	04.09.08	Boundary (slde) elevatlon amended	MR	MR
P3	09.07.08	PLANNING RESUBMMISION	SL	AT
P2	07.04.08	Window added to match	JTB	
P1	01/04/08	Materials amended	JTB	MR

Issued for:

PLANNING

Project/Client: OUTLANDS DRIVE HINCKLEY JELSON LTD	Project No: 71049 B2 Dwg No: 1034 Rev: P4 Scale: 1:100 @ A1 North:
Drawing: LANDMARK BUILDING LM7	Drawn By: JTB Date: 26.03.08 Checked By: JTB Date: 26.03.08

SMC CHARTER ARCHITECTS

INVESTOR IN PEOPLE Certificate No. FS 30051

2 St Stephen's Court St Stephen's Road Bournemouth BH2 6LA
T: 01202 554625 F: 01202 294007
E: bournemouth@smccharterarchitects.com
excellence in design and service www.smccharterarchitects.com

© SMC Group plc. Contractors must work only to figured dimensions which are to be checked on site.