

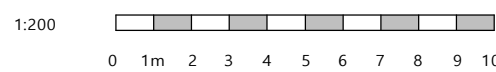
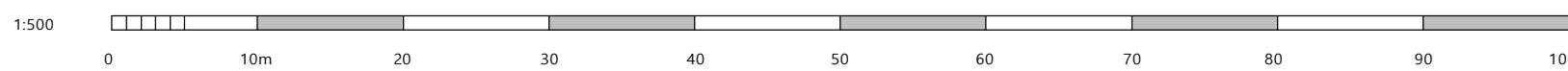
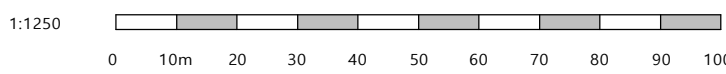
- NOTES:
1. This drawing remains the Copyright of GBa&e
  2. All dimensions to be checked on site by Contractor
  3. All dimensions in millimetres unless otherwise stated
  4. Do not scale copies of this drawing
  5. Any discrepancies in information should be reported to GBa&e for advice before proceeding
  6. All timber to be treated with preservative to BS 8417:2011 prior to use and made good thereafter
  7. This plan must be read in strict conjunction with other plans in this set, Structural Engineer's and Specialists' details
  8. All work shall be carried out in a good and workmanlike manner and with proper care and skill
  9. All goods and materials shall be of good quality and reasonably fit for their intended purpose
  10. PROTECTED SPECIES:  
Bats, birds, great-crested newts and certain other species are protected by Law. It is therefore essential that, if any such species are discovered, during, or before, the construction process the works are suspended and the local office of Natural England contacted for advice
  11. All proprietary products to be fixed/installed in strict accordance with manufacturer's recommended methods

SITE LOCATION PLAN  
AS EXISTING

BLOCK PLAN AS PROPOSED

SITE PLAN AS EXISTING

SCALE BARS



**GBa&e**

DEVELOPMENT CONSULTANCY ARCHITECTURE ECOLOGY AGRICULTURE



Chartered Institute Of  
Architectural Technologists

GBa&e is a trading style of George Burton ARCHITECTURE & ECOLOGY Ltd

The Shambles 27 Brookside Stretton-on-Dunsmore Rugby Warwickshire CV23 9NH  
02476 542301 admin@gbae.co.uk www.gbae.co.uk