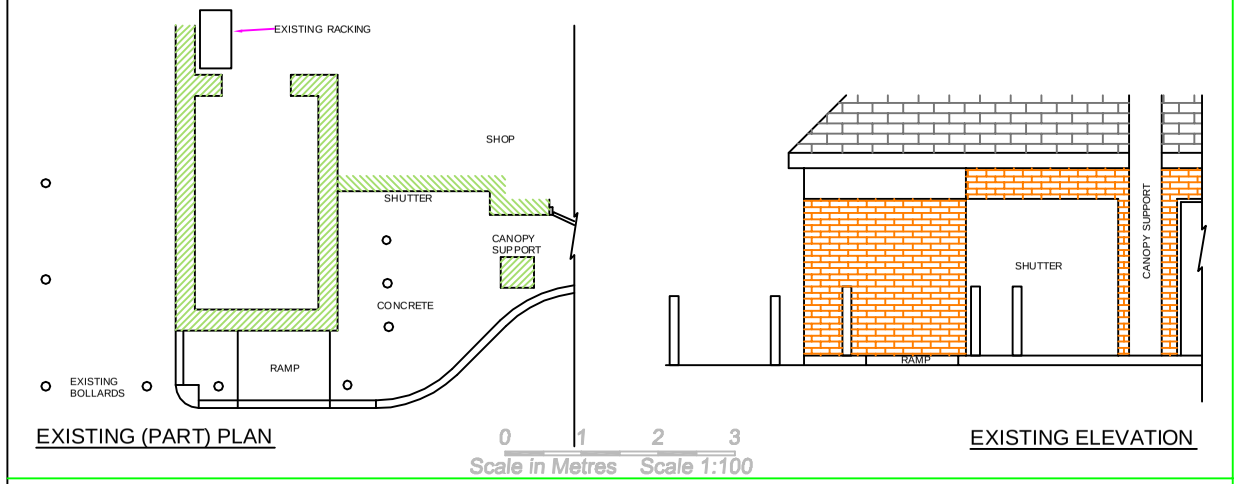

EXISTING (PART) PLAN

EXISTING ELEVATION

0 1 2 3

Scale in Metres Scale 1:100

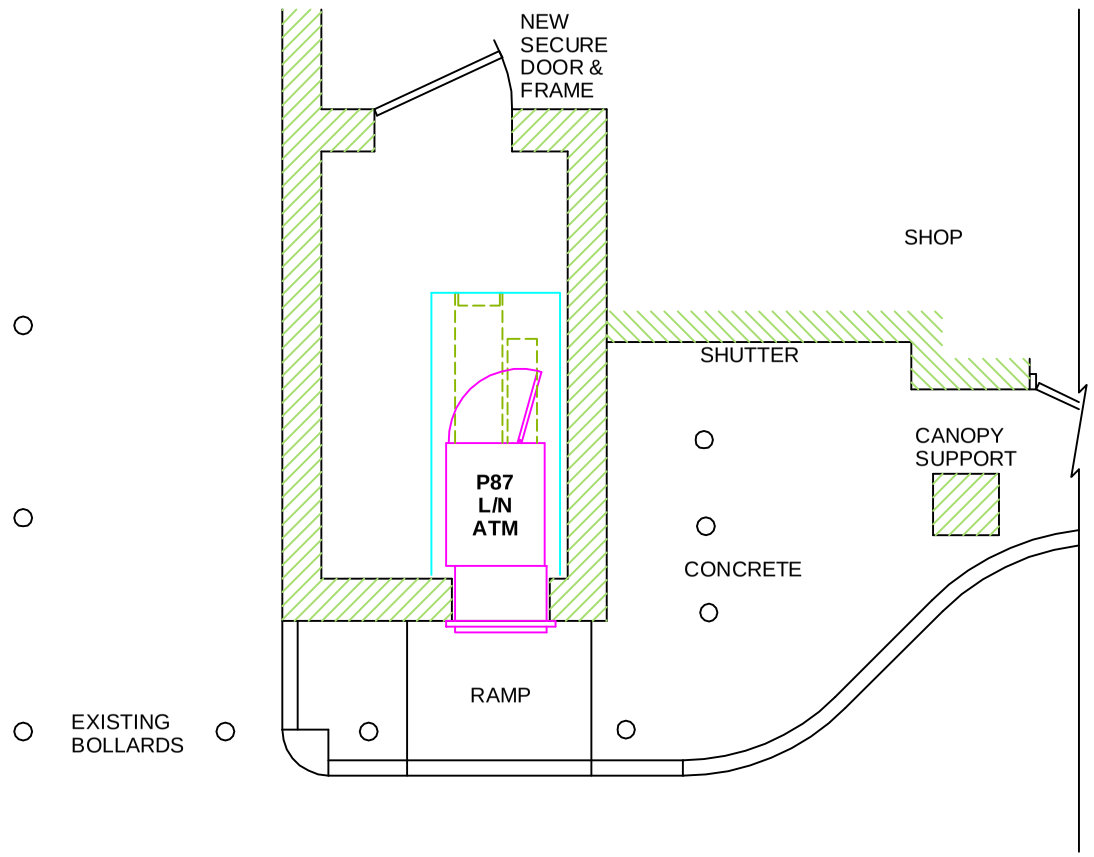

PROPOSED (PART) PLAN

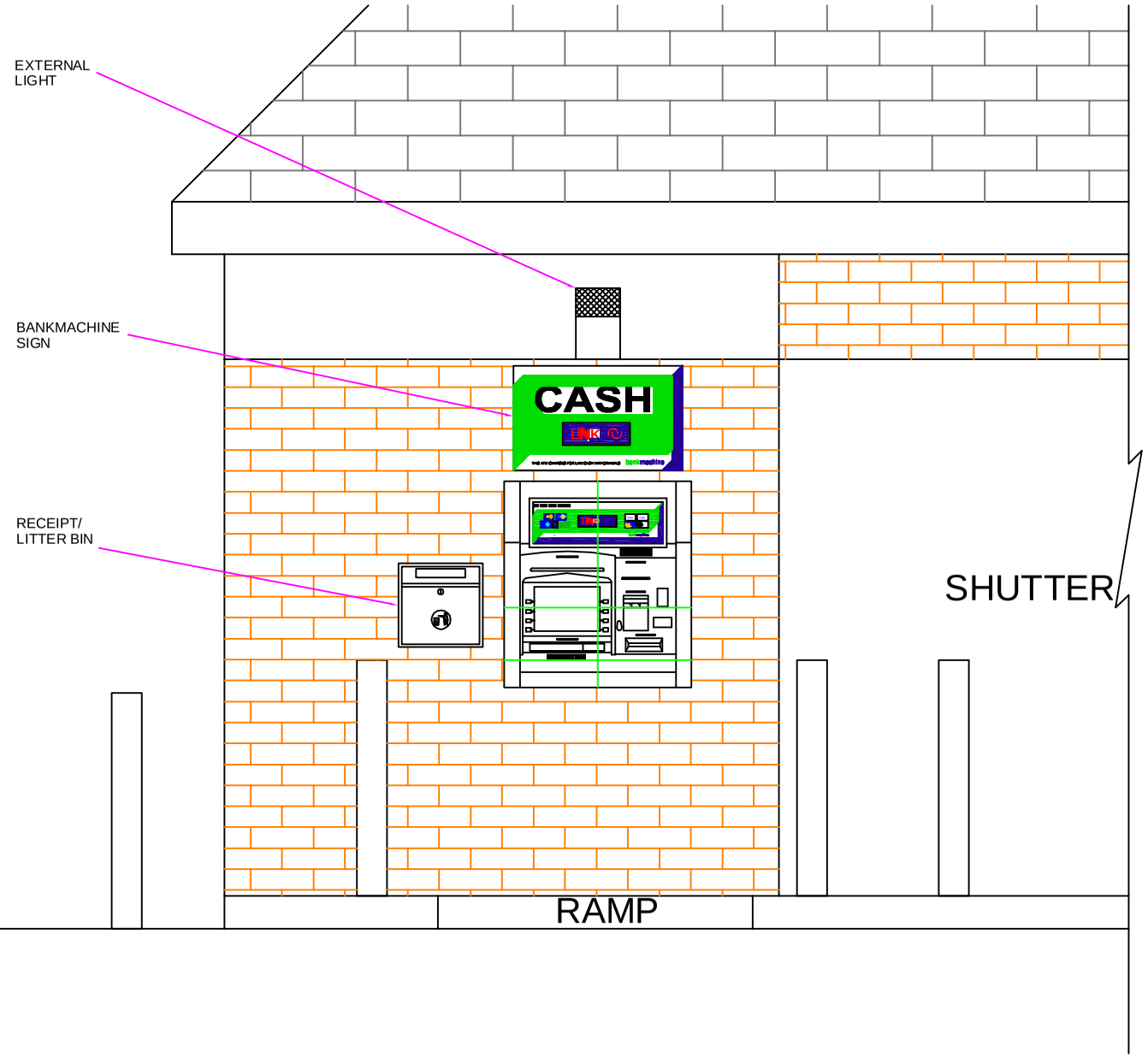

PROPOSED (PART) ELEVATION

0 1 2 3

Scale in Metres Scale 1:25

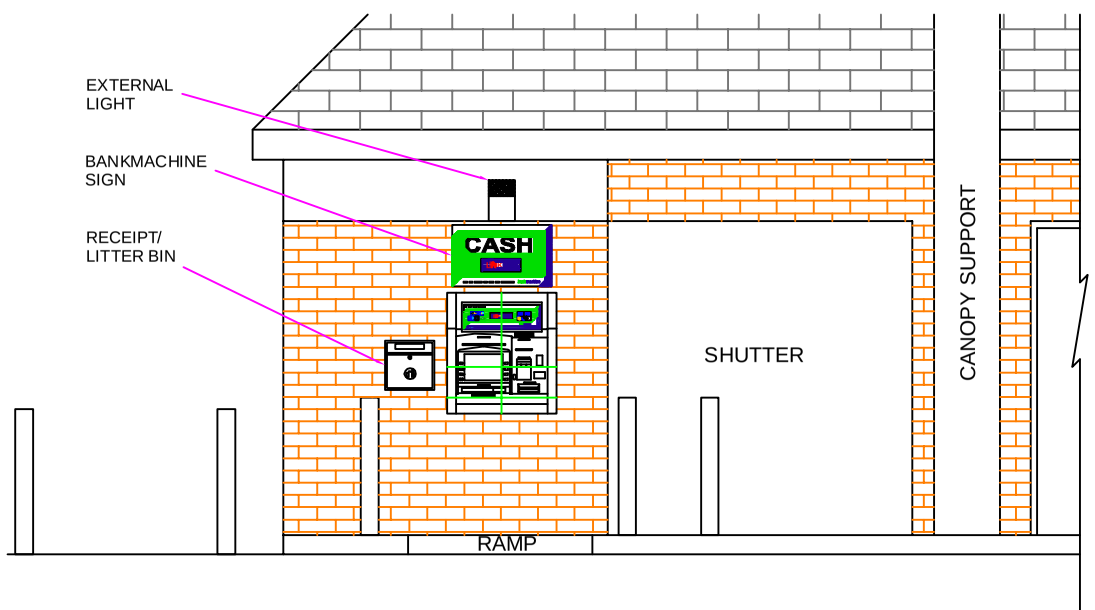

PROPOSED ELEVATION

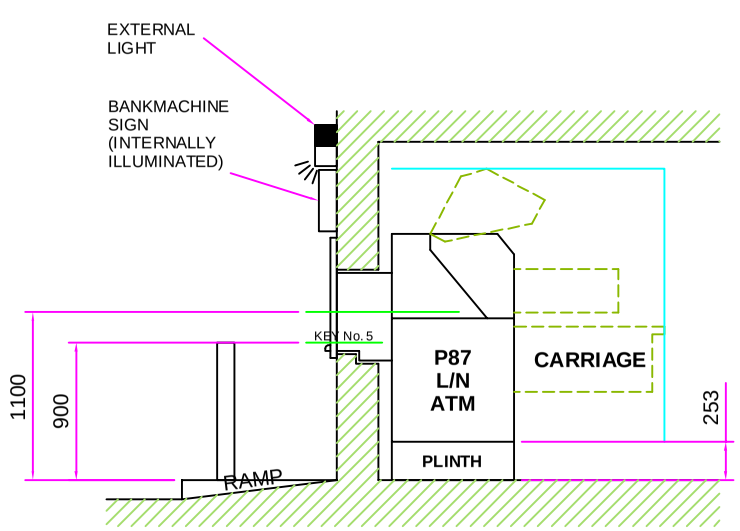

SECTION AT ATM LOCATION

0 1 2 3

Scale in Metres Scale 1:50

AND BUILDING REGULATION PURPOSES.

GENERAL NOTES

LIGHTING :-
ALL LIGHTING TO BE POSITIONED TO AVOID DIRECT GLARE ON THE EYES OF THE USER AND UNWANTED REFLECTIONS FROM THE SCREEN OR OPERATING FEATURES. GLARE FROM LIGHTING TO BE AVOIDED.
ACCESS TO ATM :-
COMFORTABLE SIDE REACH CONTOURS FOR WHEELCHAIR USERS TO COMPLY WITH FIGURE 10 OF THE DOCUMENT "ACCESS TO ATM's UK DESIGN GUIDELINES 2002".
COMFORTABLE VIEWING ANGLES FOR AMBULANT DISABLED PERSONS TO COMPLY TO FIGURE 4 OF THE DOCUMENT "ACCESS TO ATM's UK GUIDELINES 2002".
COMFORTABLE VIEWING ANGLES AND REACH CONTOURS FOR NON DISABLED PEOPLE TO COMPLY WITH FIGURE 15 OF THE DOCUMENT "ACCES TO ATM's UK GUIDELINES 2002".
SIGNAGE :-
ALL SIGNAGE TO CONFORM TO BS 8300:200
SECTIONS 9.2.2 LOCATION & DESIGN OF SIGNS & INFORMATION AND 9.2.3 VISUAL SIGNS.
ALL NEW GLAZING CONFORMS TO BS 6206.
ALL ELECTRICAL WORK CONFORMS TO BS 767

SITE NOTES

FLOOR CONSTRUCTION :-
CONCRETE.

FORM APERTURE THROUGH EXISTING BRICKWORK.

SECURE METAL DOOR & FRAME,
LINTELS, CAVITY CLOSURES,
EXTERNAL LIGHT,
ELECTRICS, PLINTH & ATM
TO BE INSTALLED.

WORK TO BE CARRIED OUT BY OTHERS

REMOVE EXISTING RACKING & STOCK.

REVISION	DESCRIPTION	DATE
04		
03		
02		
01		

SITE ADDRESS
BROWNS BLUE SERVICE STATION,
32 SHAW LANE, LEICESTER, LE67 9PU

TITLE
PROPOSED AUTOMATED TELLER MACHINE (ATM INSTALLATION FOR BANKMACHINE

DRAWN	DATE	SCALE
TR	24/02/09	VARIOUS
REF/DRG No.	SHEET	REVISION
E006018	1	-

CLIENT
bankmachine

CompleteTechnicalServices Ltd.
ATM Installation & Project Management