

- HALF ROUND RIDGE TILES TO MATCH EXISTING
- CONCRETE INTERLOCKING ROOF TILES TO MATCH EXISTING
- WHITE UPVC FACIA BOARD & SOFFIT
- 100 DIA HIR GUTTERS TO MATCH EXISTING
- BEDROOM WINDOW TO BE UPVC. DOUBLE GLAZED WITH TOP TRICKLE VENT 8000 x 4mm MINIMUM & FITTED OPENING LIGHT/ CASEMENT MIN 450 WIDE X 735 HIGH FOR ESCAPE PURPOSES : MIN 0.33 M²
- FACING BRICKS TO ALL ELEVATIONS TO MATCH EXISTING
- REUSE EXISTING UP & OVER GARAGE DOOR & FRAME
- ROOF VERGE TO BE IN LINE WITH GABLE END BRICKWORK AS CLOSE AS POSSIBLE ANY OVERHANG TO BE AGREED WITH ADJOINING NEIGHBOUR

FRONT ELEVATION

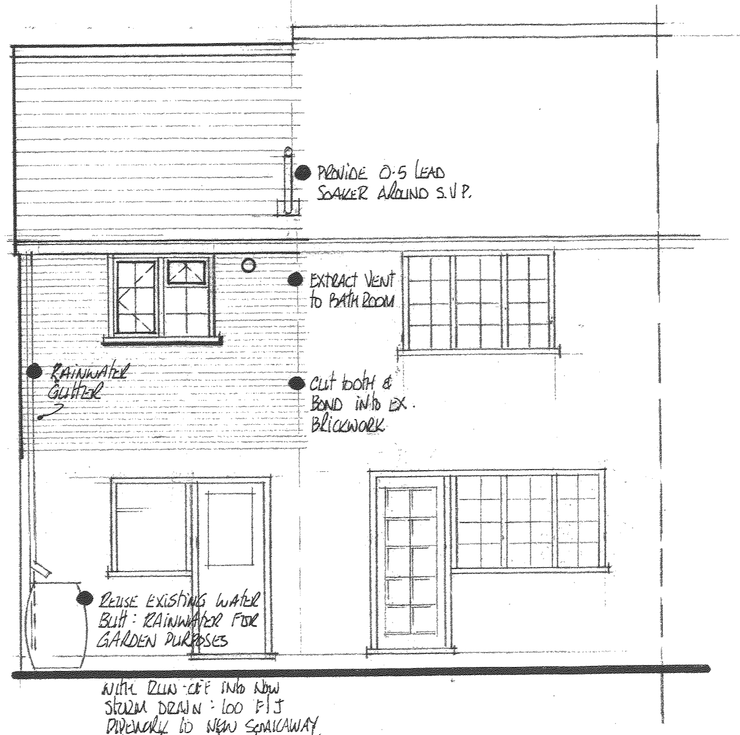

REAR ELEVATION

- CODE 5 STEPPED LEAD FLASHING CHASED INTO BRICKWORK AND DRESSED OVER ROOF TILES
- 150x25 RIDGE BOARD
- CONCRETE INTERLOCKING ROOF TILES TO MATCH EXISTING ON BATTENS ON UNDERLAYABLE ROOFING FELT ON 100x50 RAFTERS @ 450 CRS
- 200x75 PURLINS : C14 QUALITY TIMBER
- 100x75 BEDDED WALL PLATES
- UPVC FACIA BOARD & SOFFIT WITH 12mm CONTIN. VENT GAP BETWEEN SOFFIT & BRICKWORK
- 270mm GLASS QUILT INSULATION TO WHOLE OF ROOF SPACE
- FIRST FLOOR LEVEL TO LINE THRU' WITH EXISTING FLOOR LEVEL
- GARAGE CEILING TO BE UNDERSLUNG WITH 12mm SUPALUX BOARDING SCREW FIXED TO JOISTS AND ALL JOINTS TO BE COVERED WITH 12mm SUPALUX STRIPS (OR OTHER APPROVED BOARD.)
- PROVIDE 12 mm SUPALUX SURROUND TO LINTELS THROUGHOUT
- FIRE STOPPING AT WALL & CEILING JUNCTIONS

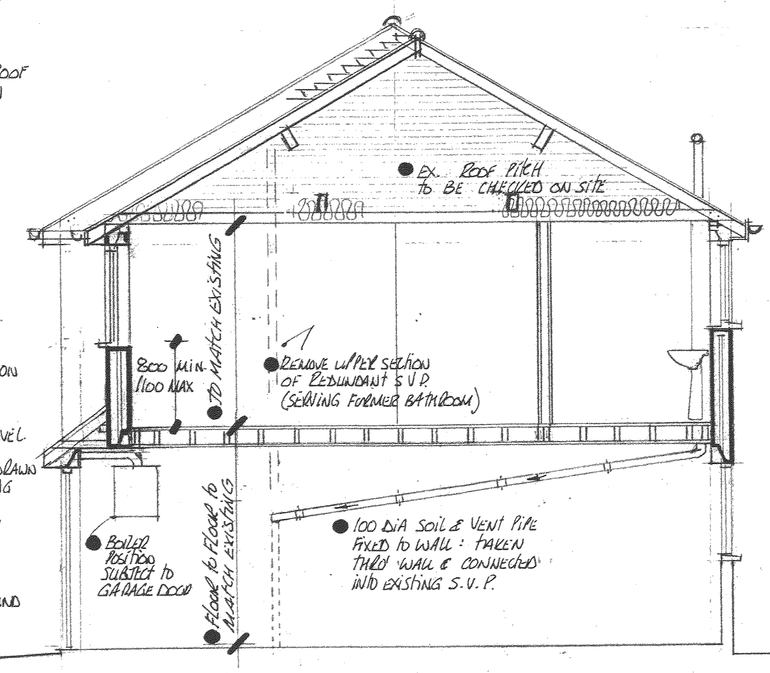

CROSS SECTION A A

- PROVIDE LATERAL RESTRAINT TO ROOF RAFTERS @ 1.000 MAX CENTRES
- 9 mm PLASTERBOARD & SKIM CEILING ON 150x50 CEILING JOISTS @ 450 CRS
- 2 NO 100x 63 BINDERS
- BAT GALV. SHOES TO RAFTER ENDS SECURED TO BRICKWORK
- CAVITIES CLOSED AT TOP WITH MIN. 100 INSULATION
- CATNIC STEEL LINTELS OVER WINDOWS
- 25mm T & G BOARDS WITH HARDBOD OR 25 FLOORING GRADE CHIPBOARD ON 170 x 38 FLOOR JOISTS @ 400 CRS WITH 100 QUICKWALL BELL OR PLEXUS SLAB & 70 mm CELOTEX BETWEEN FLOOR JOISTS
- PROVIDE FIRE STOP FOAM TO PIPE WORK WHERE PASSING THROUGH CEILING
- ROOF INSULATION IS TO OVERLAP CAVITY WALL INSULATION

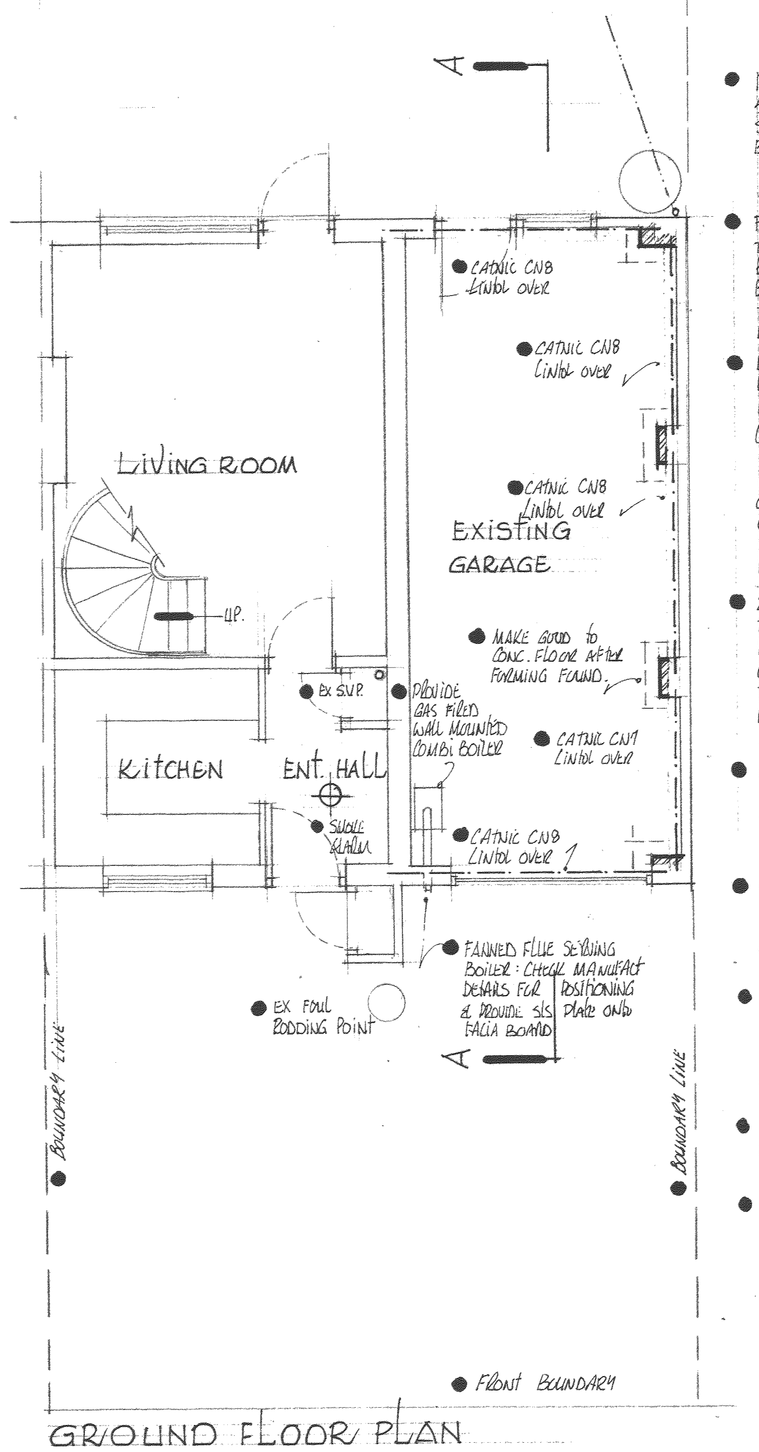

GROUND FLOOR PLAN

- PROVIDE NEW SOAKAWAY 5M FROM ANY BUILDING SIZE & DEPTH TO BE DETERMINED BY CARRYING OUT PERCOLATION TESTS IN ACCORDANCE WITH B.R.E. DIGEST 365 : 1991
- FORM BRICK PIER : 450x200 TO TAKE CATNIC LINTOLS BOTH WAYS : CUT TOOTH & BOND INTO EXISTING BRICKWORK TAKE DOWN TO NEW CONCRETE FOUNDATION.
- EXISTING FOUNDATION TO BE EXPOSED & INSPECTED BY BUILDING INSPECTOR. (NOTE A TRIAL HOLE HAS BEEN FORMED AT THE FRONT R/H SIDE OF THE GARAGE AND THE DEPTH OF THE FOUNDATION APPEARS SATISFACTORY : BUILDING INSPECTOR TO CONFIRM.
- 2 NO EXISTING BRICK PIERS TO BE INCREASED IN DEPTH BY 100 mm TO ACCEPT NEW CATNIC LINTOLS : TO BE CUT TOOTHED & BONDED INTO EXISTING BRICKWORK : FORM FOUNDATION TO SUIT.
- PROVIDE CATNIC STEEL LINTOLS TO TAKE CAVITY BRICKWORK OVER : ALL TO BE SURROUNDED IN 12mm SUPALUX BOARDING
- CATNIC OVER GARAGE DOOR TO BE TAKEN INTO HOUSE BRICKWORK TO SAVE THICKENING OUT THE EXISTING WALL.
- PROVIDE NEW A RATED GAS FIRED CONDENSING CENTRAL HEATING COMBI BOILER INSTALLATION TO BE CARRIED OUT BY GAS(A) REGISTERED PLUMBER / HEATING ENGIN
- PROVIDE RADIATORS TO ALL NEW AREAS : FITTED WITH THERMOSTATIC VALVES
- PROVIDE MAINS INTERLINKED SMOKE ALARM TO HALL & FIRST FLOOR LANDING ALL TO B.S. 5446

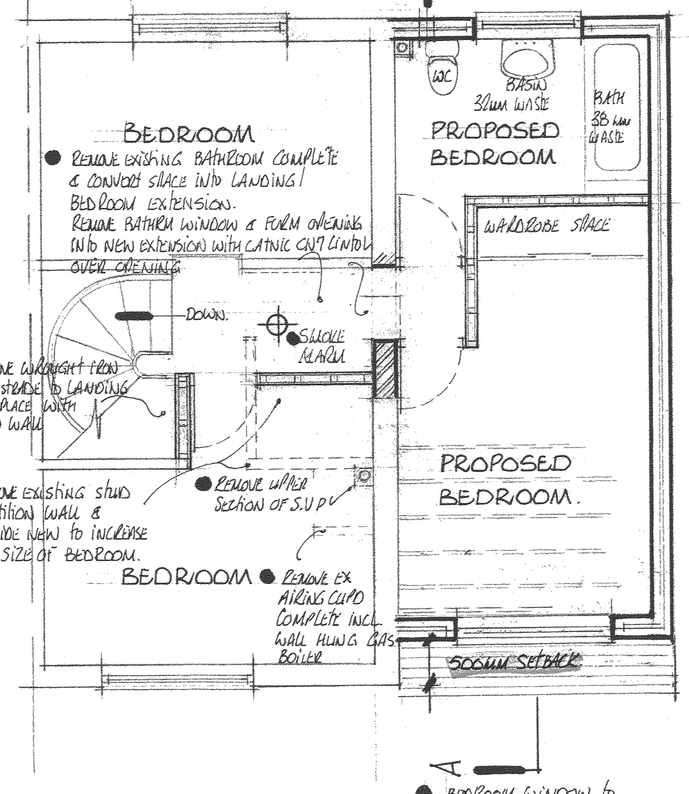

FIRST FLOOR PLAN

- PROVIDE TOWEL RAIL OR RADIATOR TO BATHROOM. FROM C/H SYSTEM.
- PROVIDE CERAMIC TILES TO 3 WALLS OF BATH & BEHIND BASIN.
- PROVIDE SHOWER FITTING TO BATH EITHER FROM BOILER OR 10.5 KW ELECTRIC TYPE.
- BEDROOM WINDOW TO HAVE CATNIC STEEL LINTEL OVER C/WT OVER OPENING
- PROVIDE LIGHT POINT & 2 NO TWIN 13 AMP SOCKETS TO BEDROOM
- PROVIDE RADIATOR UNDER WINDOW FROM EX SYSTEM.

- BATHROOM WINDOW TO BE WHITE UPVC WITH TOP TRICKLE VENT : 8000mm AND FITTED WITH OPENING LIGHT 450 X 735 MIN. WITH CATNIC C/WT LINTOL OVER
- BATHROOM SUITE WITH HOT & COLD SUPPLIES FROM EXISTING SUPPLY.
- BATH & BASIN TO BE FITTED WITH 75mm DEEP SEAL TRAPS. DISCHARGING INTO NEW SOIL & VENT PIPE
- PROVIDE EXTRACT VENT 15 LTR/SEC. MIN CAPACITY
- PROVIDE CORD PULL TO LIGHT IN BATHROOM. (NO ELECTRIC FITTING)
- CAVITY BRICKWORK TO BE CONSTRUCTED IN 103 FACING BRICKS TO MATCH EXISTING 85 mm CAVITY WITH DOW THERM INSULATION & 100 THERM TURBO BLOCKS TO INNER LEAF
- ALL INTERNAL WALLS TO BE PLASTERED
- STAINLESS STEEL CAVITY TIES 750 HORIZONTAL : 450 VERTICAL : 300 MAX. TO REVEALS
- VERTICAL D. P. C TO ALL REVEALS INCL. INSULATED CLOSERS
- FLOOR CONSTRUCTED IN 25mm T & G BOARDS OR FLOORING GRADE CHIPBD ON 170 X 38 FLOOR JOISTS @ 400 CRS.
- SKIRTINGS / ARCHITRAVES ETC TO MATCH EXISTING
- NEW STUD PARTITIONS TO BE CONSTRUCTED IN 75X50 TIMBER STUDDING @ 400 CRS WITH 12mm PLASTERBOARD & SKIM TO BOTH SIDES

PROVIDE MID SPAN HERRING BONE STRUTTING TO FLOOR JOISTS

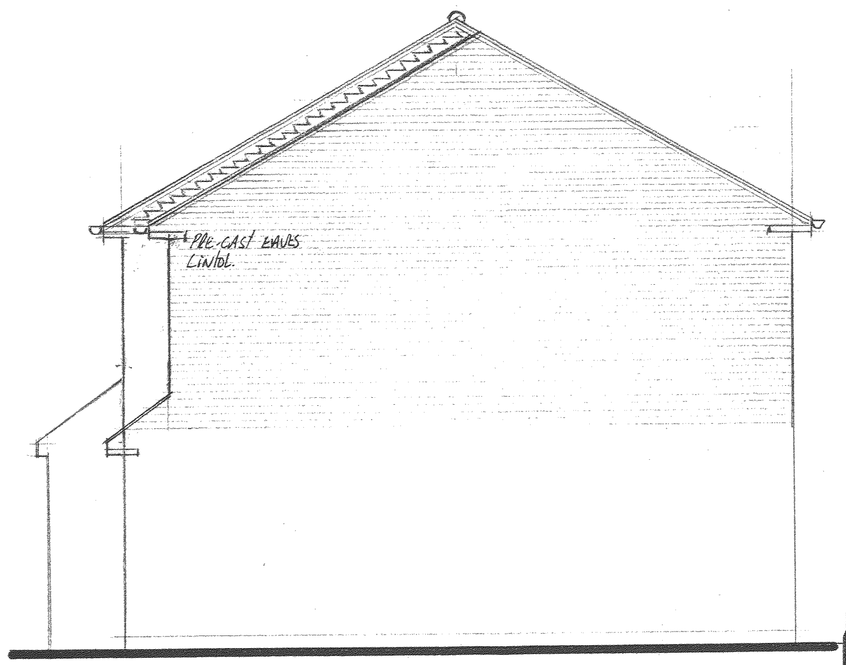

SIDE ELEVATION

- ALL MATERIALS USED ARE TO BE TO THEIR RELEVANT BRITISH STANDARD AND OR CODES OF PRACTICE
- IT IS ASSUMED THAT THE EXISTING GROUND IS SATISFACTORY TO ALLOW NORMAL FOUNDATION CONSTRUCTION
- THE CONSTRUCTION OF THE SUBSTRUCTURE & DRAINAGE IS TO BE TO THE COMPLETE SATISFACTION OF THE BUILDING INSPECTOR
- IT IS ASSUMED THAT NO PUBLIC SEWER OR DRAIN IS SITUATED ON THE SITE
- ALL PLUMBING WORK IS TO COMPLY WITH B.S.E.N 12056 (2000) AND ALL HOT AND COLD SERVICES ARE TO BE EXTENDED FROM EXISTING
- GLAZING IS TO COMPLY WITH PART N1 OF THE BUILDING REGULATIONS AND THE WINDOW SUPPLIER MUST BE A REGISTERED MEMBER OF 'FENSA'. ALL UNITS TO BE DOUBLE GLAZED WITH SEALED UNITS WITH 16MM AIR GAP ARGON FILLED AND .1 LOW E COATINGS APPLIED. GIVING A U VALUE OF 1.8 AND A CERTIFICATE OF COMPLIANCE MUST BE OBTAINED FROM THE SUPPLIER ON COMPLETION
- ELECTRICAL WORK IS TO MEET THE REQUIREMENTS OF PART P ; ELECTRICAL SAFETY OF BUILDING REGULATIONS & MUST BE DESIGNED, INSTALLED AND TESTED BY A PERSON COMPETANT TO DO SO IE MEMBER OF NICEIC ; ELECSA LTD OR SIMILAR APPROVED BY LOCAL AUTHORITY PRIOR TO COMPLETION OF WORK. AN APPROPRIATE B.S. 7671 ELECTRICAL INSTITUTE CERTIFICATE MUST BE ISSUED TO THE COUNCIL BUILDING CONTROL DEPARTMENT

Hinckley & Bosworth Borough Council
Planning Services
APPROVED PLANS
31.7.08

AMENDED PLAN
08/00580/FUL
15-07-08

PROPOSED EXTENSION to EXISTING HOUSE FOR, MR & MRS A. WRIGHT.

12 OAK CLOSE.
BURBAGE,
LEICS. LE10. 2JX.

SCALE 1:50 | DATE: July 2008 | DRAWN BY P.B.

PETER BARNWELL
BUILDING SURVEYOR
22. NORFOLK ROAD
DESFORD
LEICESTER
LE9 9HR
tel / fax 01455/823816

DRAWING NUMBER
177/01.