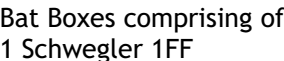
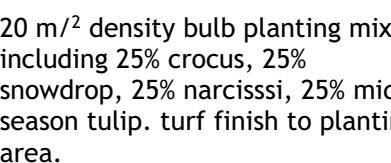
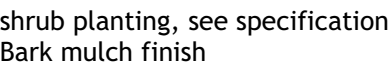
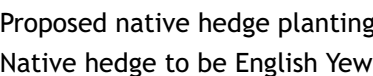


- This drawing may be printed and scaled FOR PLANNING PURPOSES.
- All dimensions to be CHECKED ON SITE and any DISCREPANCY reported to Design Three Sixty.
- The site boundary shown is the best assumed from available data & does NOT represent legal ownership.
- All dimensions in mm unless otherwise stated.

DESIGN THREE SIXTY<sup>0</sup>

**Project:**  
New Build Dwelling

Drawing Title:

Drawing by: IG / KF      Checked by: IG / KF

**Scale:**  
As Shown @A

Revision:  
O/A/B/C/D/E  
F/G/H/I/J/K



<b>Shrub mix 1</b>				
<b>Species</b>	<b>Density</b>	<b>Height</b>	<b>Pot size</b>	<b>number</b>
Anemone hybrida 'Honore Jobert'	3/m <sup>2</sup>	N/A	2L	1
Choisya ternata 'Sundance'	3/m <sup>2</sup>	40-60cm	5L	1
Hypericum moserianum	3/m <sup>2</sup>	30-40cm	3L	2
Sarcococca hookerana humilis	3/m <sup>2</sup>	30-40cm	5L	2
Skimmia japonica 'Rubella'	3/m <sup>2</sup>	30-40cm	5L	2
<b>Shrub mix 2</b>				
Hebe 'Autumn Glory'	3/m <sup>2</sup>	30-40cm	5L	6
Lavandula angustifolia 'Hidcote'	3/m <sup>2</sup>	30-40cm	10L	8
Oenothera 'Twilight'	3/m <sup>2</sup>	-	2L	6
Perovskia atriplicifolia 'Blue Spire'	3/m <sup>2</sup>	30-40cm	5L	6
Santolina chamaecyparissus	3/m <sup>2</sup>	30-40cm	5L	3
<b>Shrub mix 3</b>				
Hebe 'Midsummer Beauty'	3/m <sup>2</sup>	30-40cm	5L	8
Lavandula intermedia 'Alba'	3/m <sup>2</sup>	30-40cm	5L	8
Rosmarinus officinalis 'Miss Jessopp's Upright'	3/m <sup>2</sup>	40-60cm	10L	8
Santolina chamaecyparissus	3/m <sup>2</sup>	30-40cm	5L	8
Spiraea japonica 'Little Princess'	3/m <sup>2</sup>	30-40cm	5L	6

size/volume of a crate type soakaway can be calculated as follows:

Volume = Roof area being drained x (50mm rainfall rate per hr/3000).

Roof area equals  $108\text{sqm} \times (50/3000) = 1.79\text{m}^3$

6 x EcoGrid Graf Soakaway 300 Litre will be required for this volume of rainwater.

