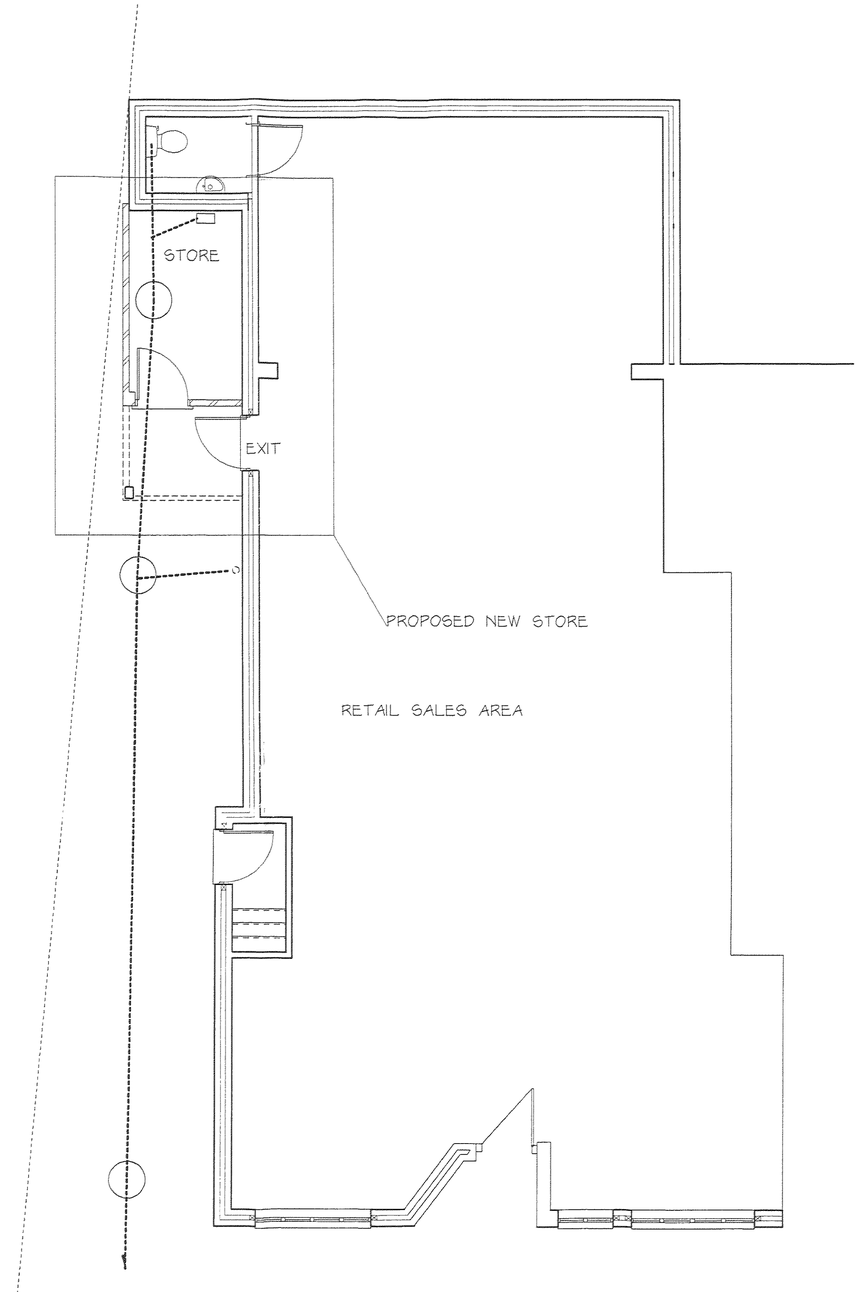

PROPOSED GROUND FLOOR PLAN 1.50

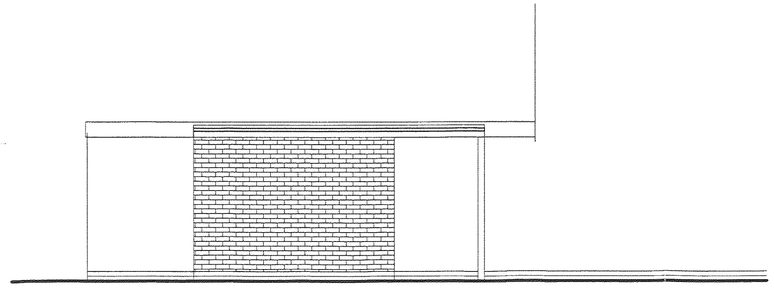

PROPOSED SIDE ELEVATION 1.50

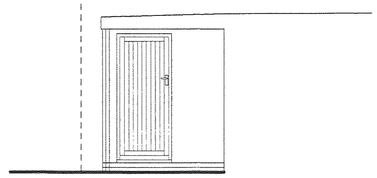

PROPOSED FRONT ELEVATION

DEVELOPMENT SERVICES
2 4 JUL 2007
RECEIVED

The contractor should check on site all dimensions and details to verify or adjust as necessary. Any errors, omissions or design changes should be reported immediately to enable amended plans to be prepared and submitted for approval. All critical sized work spans are to be confirmed prior to commencement of work on site.

All works carried out and any deviations from the plans supplied should comply with current Building legislation, Safety standards, British standards and relevant Codes of Practice.

With regard to continued liabilities, this commission is undertaken on the understanding that all works will be inspected, if so required, by statutory bodies and that all works will be carried out in a diligent and workmanlike manner. No works should be commenced until Local Authority or other relevant approval(s) have been obtained.

The main contractor and/or client (as applicable) will remain in control of the works during its progression and will be responsible for any subsequent actions, statutory or otherwise.

Do not scale from this drawing, check all measurements on site.

The requirements of The Party Wall Etc. Act will apply to certain schemes, professional advice should be sought prior commencement of work on site and, where appropriate, the necessary notice served.

Plans reflect information provided, all boundary positions and queries as to land Title, Covenants and the like should be confirmed by the client.

The designs indicated take into account the requirements of the Construction Design and Management Regulations, the contractor should take all necessary actions to ensure safe working practices are employed on site. All works are to comply with BS 8000: (Workmanship on building sites) Parts 1 - 16 (as follows: 1:89, 2.1:90, 2.2:90, 3:01, 4:89, 5:90, 6:90, 7:90, 8:94, 9:03, 10:95, 11.2:90, 12:89, 13:89, 14:89, 15:90 and 16:97).

All conversions are to comply with the relevant requirements of Part B of the Building Regulations, Access/egress routes are to be protected as plan indusive of existing structures/soffits. 1/2 hr fire resisting doors indicated on the plan include 1/2 hr fr. frames and self closing devices. An asterisk '*' next to a door location indicates any glazing above doors is to be removed or replaced with materials having 1/2hr fire resistance.

PROPOSED NEW STORE TO THE SIDE OF EXISTING RETAIL SALES AREA AT 90 MAIN STREET, NEWBOLD VERDON LEICS.
FOR
MR AND MRS ODEDRA

A D Coombs
CIOB ABeng MCIM
Building Surveyor and Design Consultant

'Fox Hollow'
34 Kings Lane
South Croxton
Leicestershire
LE7 3RE

Tel. 01664 840232
07710 237500

Scale at A1 : 1:50 (Plans, Sections) ~~1:100 (Elevations)~~

Drawing No.