PROPOSED GARAGE - 1, MERRYLEES ROAD, MERRYLEES, LEICS.
FOR MR P WILLETT



front elevation

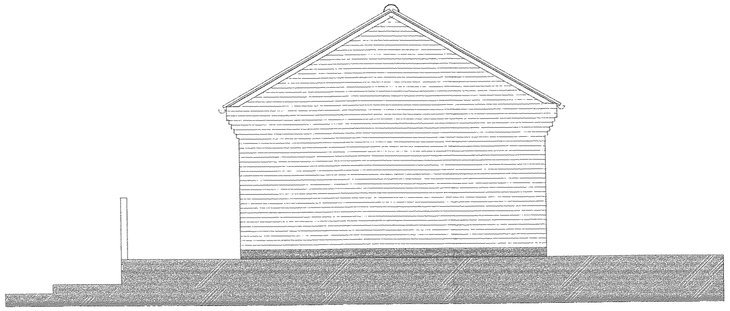

side elevation



rear elevation



side elevation

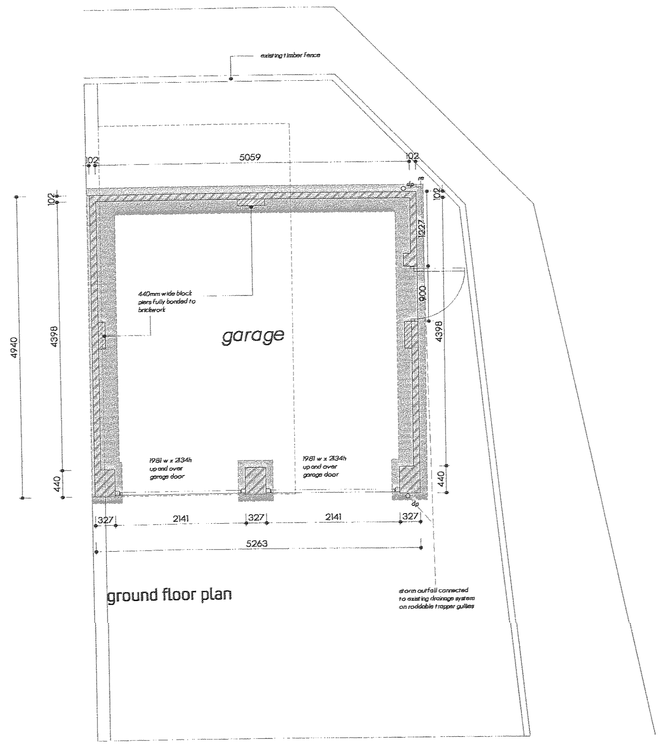

ground floor plan

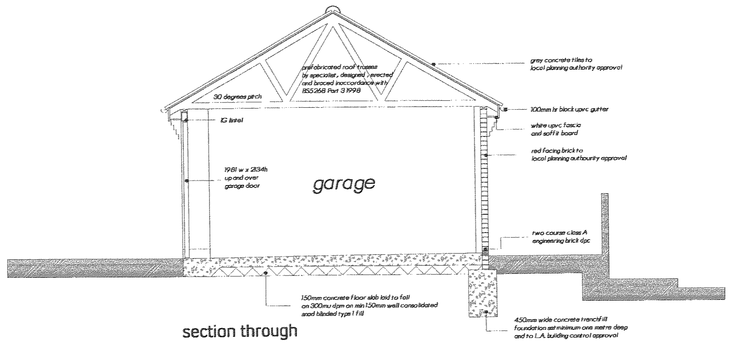

section through

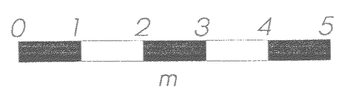



site plan

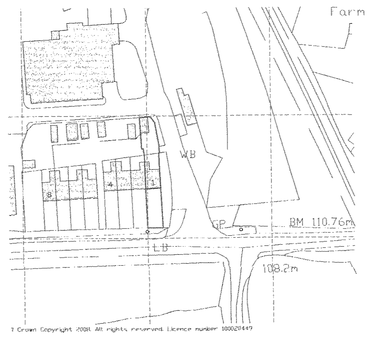

site location

specification

Foundations
Excavate and construct 450mm wide trench fill foundations C15P design mix - set minimum 1.0m deep or below the invert level of any adjacent drain or foundation all to the local authority building inspectors approval.
External cavity walls to have lean mix concrete cavity fill up 150min. below dpc.

DPC
Two course class A enginnering brick dpc

Ground Floor
1250mm concrete floor slab on 300mu dpm on 150mm well compacted sand blinded Type 1.

Walls
Externally of 102mm facing brickwork with piers as indicated.

Openings
Lintels to openings to be 'IG' or similar with minimum 150mm end bearing with

Roof
Concret interlocking tiles suitable for 30 degree pitch on Type A. imported and treated battens at appropriate centres on Monaperm breathable roofing membrane fixed strictly in accordance with manufacturers details.
Additional battens to all unrestrained felt overlaps.
Nail all tiles/slates to all perimeters of roof for at least 15% of the width of the building. All fixings to be in accordance with BS 5534.
On prefabricated trusses as indicated.
100mm x 50mm wall plates strapped to with mild steel
Lateral restraint to all wall plates and rafter/gable junctions via 30mm x 5mm mild steel straps at maximum 180mm centres.

Drainage
New rainwater goods to be 100mm black pvcu guttering with 65mm downpipes. New storm drains with outfall as site plan in 100mm plastic pipes. Bed and surround in pea gravel at minimum 1:40 falls for the foul drains and 1:80 for the storm drains.
All depths to be determined and approved on site to suit the depths of the existing sewers.

Electrical
All electrical work to meet the requirements of Part P (Electrical Safety) must be designed, installed, inspected and tested by a person competent to do so. Garage to be fitted with lighting socket for lamp with luminous efficiency greater than 40 lumens per circuit watt
Wall mounted sockets and switches for lighting and other equipment are to be sited between 450mm and 1200mm from finished floor level

General
All works and materials are to comply with current Building Regulations, Codes of Practice and British Standard Specification.
All work is to be carried out in good workmanlike manner, consistent with good building practice.

RECEIVED

NOTE
This drawing and design is copyright and must not be reproduced in part or in whole without prior written consent.
Contractors must verify all dimensions on site before commencing work or preparing shop drawings.

DCI Architecture Limited
27, Trinity Close,
Ashby de-la Zouch
Leicestershire
LE65 2GR

Tel 01530 416700
Fax 0845 2992404
Email: darren.insley1@ntlworld.com
Member of the Chartered Institute of Architectural Technologists

project:
Proposed Double Garage
1, Merrylees Road, Merrylees, Nr. Desford, Leics

client
Mr P Willett

drawing
Production Drawing

drawing no.
523-PW.01

revision

drawing by.
Darren Insley

date:
April 2008

scale
1:50, 1:200, 1:1250