CHECK ALL DIMENSIONS ON SITE

EXISTING REAR ELEV.
(GARAGE OMITTED FOR CLARITY)

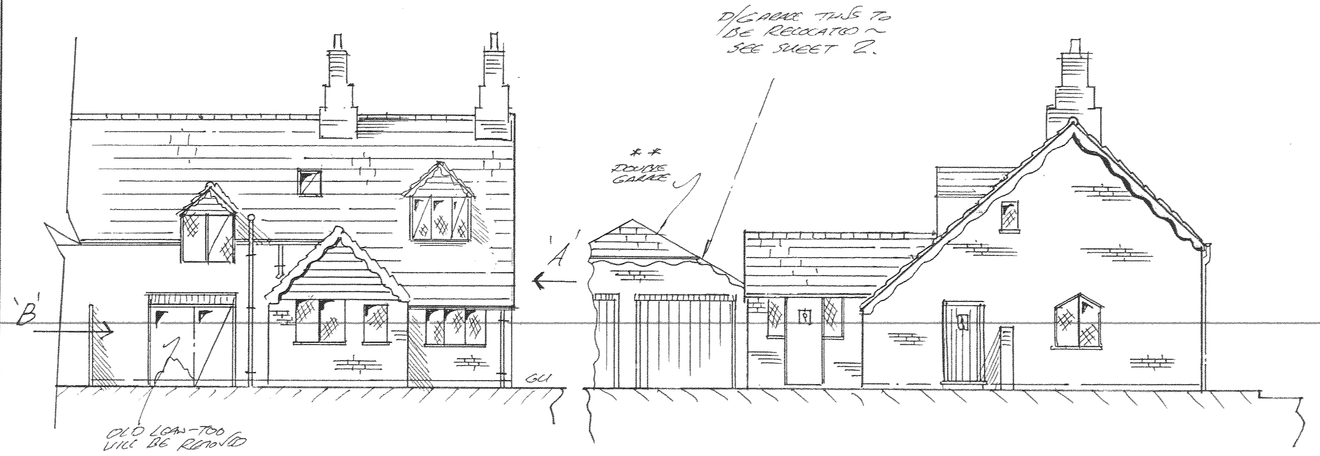

EXISTING ELEV 'A'

PROPOSED REAR ELEV

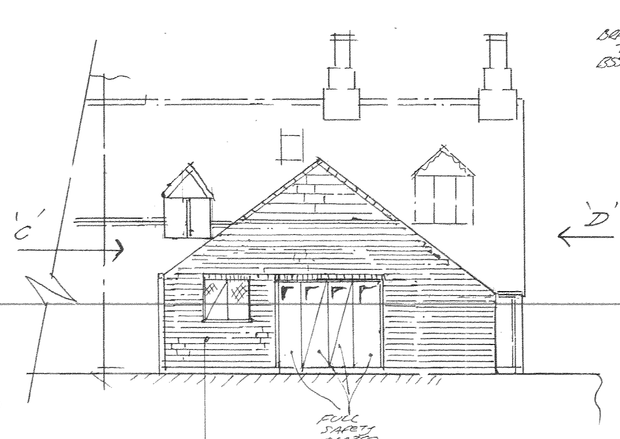

PROPOSED ELEV 'D'

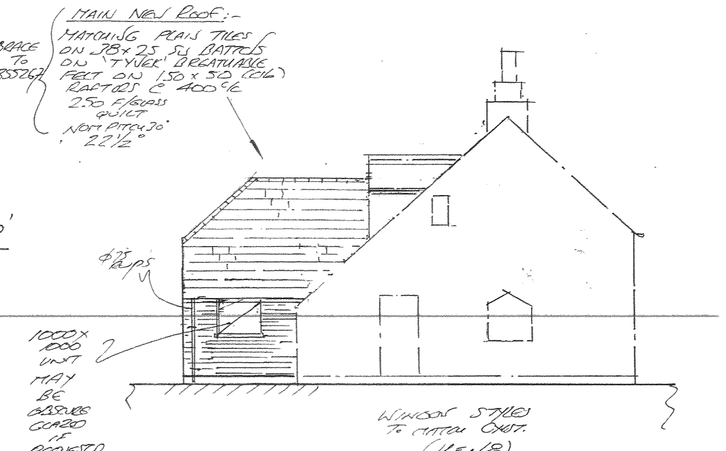

EXISTING GROUND FLOOR

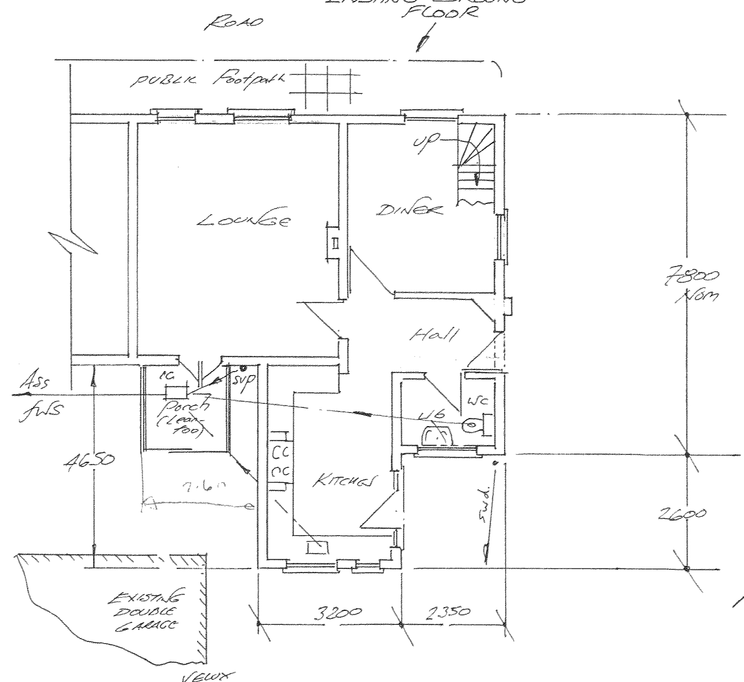

EXISTING FIRST FLOOR

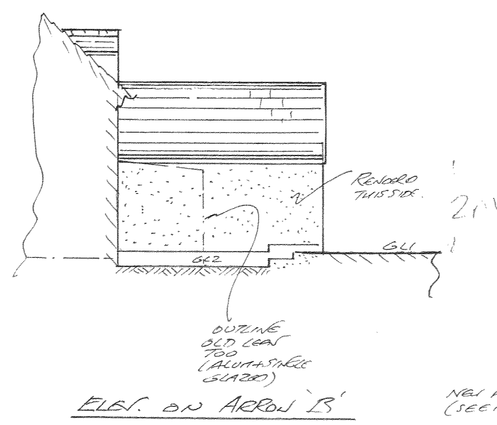

ELEV. ON ARROW 'B'

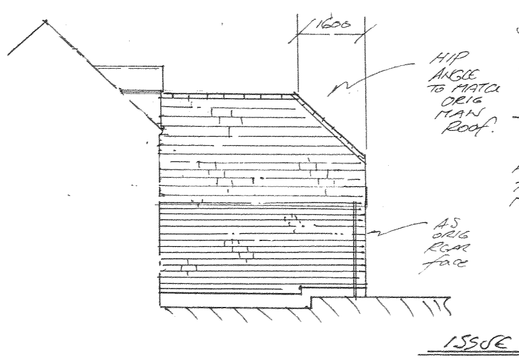

PROPOSED ELEV. ON 'C'

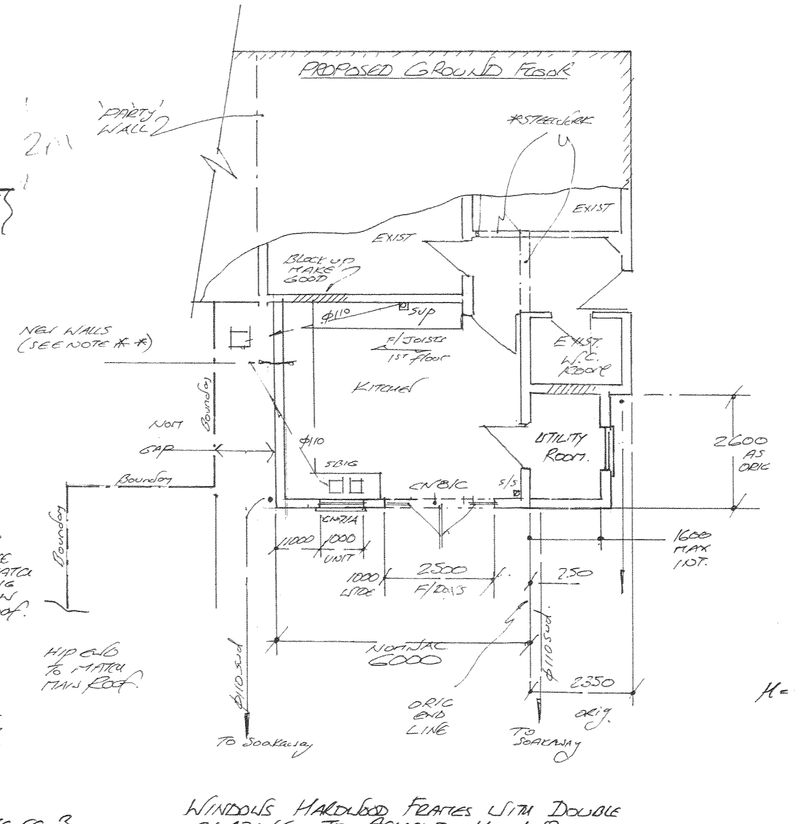

ISSUE 3
REVISED EXTN.
22.07.08 KG

ISSUE #2.
FIRST STOREY ELEVATIONS DETECTED & PLANS RE-SUBMITTED
12.06.08

WINDOWS HARDWOOD FRAMES WITH DOUBLE GLAZING TO ACHIEVE U= 1.8 (SOFT LOW E COATINGS) LEADED TO MATCH EXISTING.

FIRST FLOOR:- 25 THKS. ON 225x75 (C16) JOISTS @ 400 C.E. : INFILL WITH 110 CELLOTEX P/B CEILING + SKIM. (13mm WALLBOARD). ATTACH TO WALLS WITH GALV. MS STRAPPING. PROVIDE HERRING BONE STRUTTING AT MIDSPAN. DOUBLE UP + WELL SPIKE TOGETHER FLOOR JOISTS UNDER STUDS + SANITARY WARE (U/C), SHOWER, BATH).

U=.30 { NOTES- * * EXTERNAL NEW WALLS - 100 SOLID TYPE (MATCHING FACING BRICK + 100 'SHEILD' OR 'SOLAR' BLOCK ; INT. STUDDING WITH 75mm ROCKWOOL INSUL. 13mm FOIL BACK P/B + SKIM.
ALT:- MATCHING OUTER LEAF + BS BRITTICK IN CAVITY - INNER 100 'SOLAR' OR 'SHEILD' BLOCKS. 13mm F/BACK PB + SKIM

U=.22 { GROUND FLOOR:- 150 CONC SLAB (50 SCREED) ON 1200 g DPM ON 80 CELLOTEX OR 150 SAND BLINDED HARDCORE BASE

PROVIDE Ø100 AUTO FANS (INTERMITTENT OP) TO ALL NEW BATHROOMS.
PROVIDE Ø100 AUTO FANS TO KITCHEN. 60 l/sec - FAN. 30 l/sec - COOKER HOOD.

NOTES:-

STRIP SITE OF TURF & VEGETABLE MATTER PRIOR TO COMMENCING WORK.
ALL TIMBER TO C16 GRADE MIN. ALL EXPOSED TIMBER TANALIZED".
ALL FACING MATERIALS TO MATCH EXISTING AS NEAR AS POSSIBLE.
BLOCKBOND NEW BRICKWORK TO EXISTING.
INTERNAL RETURNS 385MM. MIN.
PROVIDE HORIZ. DPC 150 MM. ABOVE FINISHED GROUND LEVEL.
THIS DPC (FELT OR PVC) MUST NOT BRIDGE CAVITIES.
CAVITY FILL TO 150MM. BELOW D.P.C.
WALL & ROOF INSULATIONS TO BE CONTINUOUS.
WALL INSULATION TAKEN DOWN TO 150 BELOW HORIZ. DPC.
SEAL CAVITIES AT WALL HEAD USING TRANSVERSE ROW OF SEMI-ENGINEERING ENGINEERING BRICKS SET IN WEAK CEMENT.
VERT. DPCS TO ALL OPENINGS, DPM IN FLOOR TO LAP INTO HORIZ. DPC.
PROVIDE CAVITY TRAYS AS REQUIRED.
MIN END BRG. LENGTH TO LINTELS 150MM. (JOISTS 100)
PROP EXISTING STRUCTURES PRIOR TO INSTALLING STEELWORK.
LATERALLY RESTRAIN ROOF TO JOISTS IN BOTH DIRNS AT 2,0M CENTRES TO CP114 USING 30 X 5 GALV. STEEL STRAPS.
WALL TIES (STAINLESS STEEL TYPE TO BS 1243) (SPACINGS 450MM VERT. AND 900MM. HORIZ.)
BRACE ROOF TO BS 5268.
CAVITY WALLS (UNLESS STATED) TO BE FACING BRICK OUTER LEAF WITH 75 ROCKWOOL OR DRITHERM CAVITY, INNER LEAF 100 SOLAR OR SHEILD BLOCKS, INT. 13MM FOIL BACKED P/B & SKIM. (U=0.35)
SEMI- ENGINEERING BRICKS BELOW DPC.
RENDER AND SET NEW INSIDE WALLS.
* INDICATES 1/2 HOUR FIRE RESITIVITY VIA. 2 LAYERS 9.5MM P/BOARD PLUS 5MM. PLASTER SKIM.
SEAL OFF REDUNDANT PIPES WITH CONCRETE, ENCASE PIPES UNDER BUILDING WITH 150MM. CONCRETE ALL ROUND, WHERE PIPES PASS THRU/ UNDER WALLS -PROVIDE 225MM. DEEP MS REINF. CONC. LINTEL OVER, MAINTAIN 50MM. AIRGAP.
DRAINS 110 DIA. OSMASOIL UPVC, GRADIENT 1:40, 43 DIA. WASTE TO BATH/SHOWER, 40 DIA. TO WASHBASIN/SINKS, 76 DIA. DEEP SEAL TRAPS.
OVERFLOWS TO DISCHARGE CLEAR OF WALLS.
WINDOWS TO PROVIDE 1/20TH. OF FLOOR AREA IN OPENING LIGHTS.
WINDOWS UPVC FRAMES (UNLESS STATED):DOUBLE GLAZED 16MM MIN. AIRGAPS PLUS SOFT LOW E COATS. (U=2,0)
LINTELS CATNIC TYPE OR EQUIV. 150 MIN. END BRGS.
ALL SOFFITS VENTED WITH CONTINUOUS 20MM. MESHED AIR GAPS.
PROVIDE 8000MM2 TRICKLE-VENTING TO NEW ROOMS.
THERMABATE CAVITY CLOSURES PROVIDED WHERE REQUIRED.
"ESCAPE" WINDOWS TO INCORPORATE A OPENING LIGHT OF AT LEAST 0.33M2 i.e. 750 HIGH X 450 WIDE UNOBSTRUCTED AREA.

PLANNING AND BUILDING CONTROL APPROVALS MAY BE REQUIRED FOR THIS PROJECT- DO NOT COMMENCE WORK UNTIL RELEVANT APPROVALS ARE IN PLACE. IF IN DOUBT PLEASE CONSULT YOUR LOCAL AUTHORITY AND/OR THIS OFFICE. NB WHERE CALCULATIONS ARE INVOLVED, THEY MUST BE CHECKED BY COUNCILS APPOINTED STRUCTURAL ENGINEERS PRIOR TO COMMENCEMENT OF WORK. (UNLESS CIRCUMSTANCES ALLOW e.g. ROOF TRUSS CALCS. BY RECOGNIZED PROPRIETORY MANUFACTURERS.)

ANY ELECTRICAL WORK CONNECTED TO THIS PROJECT MUST BE CARRIED OUT BY ACREDITED/APPROVED ELECTRICAL CONTRACTORS . (COMPLY WITH PART "P" OF BUILDING REGULATIONS)

ANY NEW WATER TYPE RADIATORS TO HAVE THERMOSTATICALLY CONTROLLABLE CAPS.
NEW LIGHT FITTINGS TO BE ENERGY EFFICIENT TYPES ONLY
ANY NEW SOAKAWAYS TO BE SITUATED IN POROUS SUBSOIL NOT LESS THAN 5M FROM ANY PERMANENT STRUCTURE.

CLIENT/APPLICANT TO BE FAMILIAR WITH PARTY WALL ACT AND OBSERVE (IF APPLICABLE)

ROBUST CONSTRUCTION DETAILS TO BE OBSERVED

I ACCEPT NO RESPONSIBILITY FOR CLIENTS COMMENCING WORK BEFORE RELEVANT PERMISSIONS ARE OBTAINED

PROVIDE A MAINS OPERATED INTERLINKED SMOKE DETECTOR PROTECTED BY A 5 AMP FUSE.
RIGID THERMAL BRIDGING.
ALL NEW STUDDED WALLS TO INCORP. 75 ROCKWOOL

DEVELOPMENT SERVICES
24 JUL 2008
RECEIVED

CLIENT: MR & MRS. T. GILBERT 07812 044774	DRAWN BY: K.W. GREATOREX.	SCALE: 1:100	PROJECT: PROPOSED ALTERATIONS AT Nº 11, CHURCH STREET, TUTBURY, NR. ASHBY
	DATE: 03/09/07.	SHEET: ONE	

01827-53477

DRG NO. PI-TUT-06-08(2)