All electrical work required to meet the requirements of Part P (Electrical Safety) must be designed, installed, inspected and tested by a person competent to do so. Prior to completion the Council will be required to be satisfied that Part P has been complied with. An appropriate BS7671 electrical installation certificate is required to be issued for the work by a person competent to do so to the Council.

PROPOSED CONSERVATORY.

for

Mr + Mrs Hunter

21 Hall Lane

Burbage

Hinckley

SCALE :- 1/100

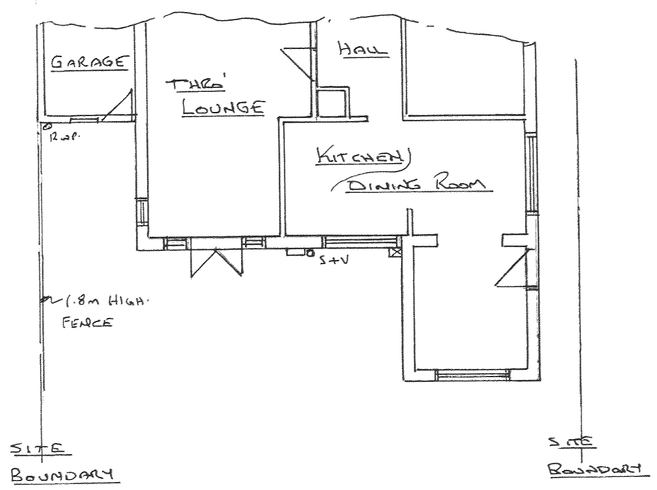

EXISTING PLAN

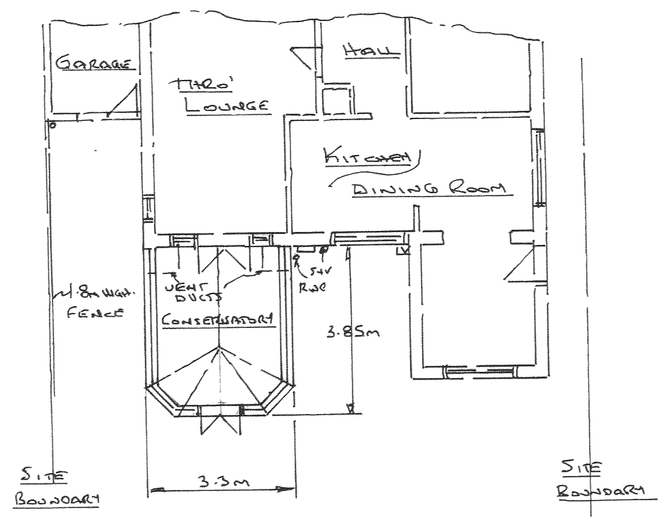

PROPOSED PLAN

NOTES!!

CONSERVATORY :- POLYCARBONATE SHEETS / UPVC AND SAFETY GLAZING TO BS 6206 OR BETTER

WALLS :- OUTER 102 FACING BRICKS TO MATCH EXISTING. CAVITY IF REQ'D BY CLIENT TO HAVE TRITHERM OR ROCKWOOL INSULATION IF REQUIRED BY CLIENT INNER 100mm CELCON BLOCK PLASTER FINISH 'PEACE' WALL TIES TO BE STAINLESS STL.

FLOOR :- FINISH TO CLIENTS CHOICE ON 65mm SAND/CEMENT SCREED ON 125mm CONC BASE. 1200G POLYTHENE D.P.M. TURNED UP AT SIDE EDGES TO LAP WALL D.P.C. ON 50mm SAND BLINDING AND MIN 100mm CONSOLIDATED HARDCORE BED (INSULATE IF REQD BY CLIENT)

D.P.C. :- PROVIDE HORIZONTAL D.P.C. MIN 150mm ABOVE GROUND LEVEL + VERTICAL D.P.C. TO ALL DOORS AND WINDOWS

BRICKS BELOW D.P.C. :- TO BE CLASS B ENGINEERING BRICKS

FOOTINGS :- CONCRETE 1:2:6. 600mm WIDE x 200mm THICK AT MIN 1M DEEP TO LOCAL AUTHORITY SATISFACTION. TO BE TAKEN DOWN BELOW INVERT LEVEL OF DRAIN RUN. OR TO MANUFACTURERS RECOMMENDATIONS.

STORM DRAINAGE :- 100mm GUTTERING TO 75mm R.W.P. TO SOAKAWAY SOAKAWAY TO L.A. SATISFACTION. OR EXIST. STORM DRAIN RUN.

ALL NEW DRAIN RUNS :- TO BE 100mm DIA FLEXIBLE JOINTED PIPES ENCASED IN 150mm PEA GRAVEL BED. ALL DRAINS WITHIN 1M OF CONSERVATORY TO BE ENCASED IN 150mm CONC. SLEEVE. ANY DRAINS PASSING THRO' WALLS OF CONSERVATORY TO BE BRIDGED WITH CONC LINTEL.

ALL DIMENSIONS, SERVICE, DRAIN RUNS + DETAILS TO BE CHECKED ON SITE BY BUILDER PRIOR TO COMMENCEMENT OF WORKS. BUILDER TO CARRY OUT ALL WORKS TO LOCAL AUTHORITY SATISFACTION AND ACCEPT DESIGN LIABILITY. THIS DRAWING IS FOR PLANNING / BUILDING REGS PURPOSES ONLY AND NOT A FULL WORKING DRAWING.



EXISTING REAR ELEVATION



EXISTING SIDE ELEVATION
ARROW 'A'



EXISTING SIDE ELEVATION
ARROW 'B'



PROPOSED REAR ELEVATION

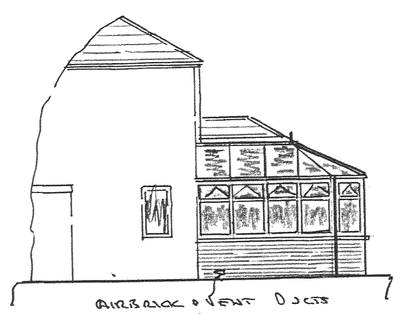

PROPOSED SIDE ELEVATION
ARROW 'A'



PROPOSED SIDE ELEVATION
ARROW 'B'

RECEIVED