Stride Treglown Planning. Job No.	14653
Prepared by	CDC
Checked by	ACR
Date	10/12/2007
File	G073_14653_C01
Revision No.	

Job 14653

Prepared by Stride Treglown for Barclays plc



Barclays Bank, 28 Ratby Road, Groby, Leicester, LE6 0GG.

Design and Access Statement for the Installation of four External Air Condenser Units.

For Barclays Bank plc

December 2007

STRIDE TREGLOWN
Town Planning

DESIGN AND ACCESS STATEMENT IN SUPPORT OF AN PLANNING APPLICATION FOR EXTERNAL WORKS AT BARCLAYS BANK, 28 RATBY ROAD, GROBY, LEICESTER, LE6 0GG.

1 INTRODUCTION

1.1 The works provide for the installation of heating, cooling and ventilation at the branch. This involves the installation of four external air condenser units at first floor level on the rear elevation of the branch.

2 THE SITE

2.1 The Groby branch of Barclays Bank is located on Ratby Road, Groby. The Branch occupies the whole of the Ground and First floors of the two-storey building. The branch is located within a Conservation Area but is not listed, and constructed in the 1960's and is associated with the modern housing to the West of the site.

3 JUSTIFICATION OF WORKS

3.1 At present, the working environment at the Groby branch is poor. The branch is often busy resulting in an uncomfortable environment for staff and visitors. The branch currently has no comfort air conditioning installed in any of the occupied areas.

3.2 For security reasons, the opening of windows is restricted. During summer months, the insufficient level of cooling has led to high temperatures within the branch. Consequently, Barclays need to install a heating and ventilation system at the Groby branch.

3.3 The system proposed for the branch will provide heating and cooling for the ground floor level of the branch. As part of the required works, four air condenser units are to be located externally.

4 DESIGN

4.1 It is proposed to install the four air condenser units at first floor level on the rear elevation of the branch. This is the only possible opportunity to accommodate the four condensers on the property, due to its built form. The proposed location of the condensers are indicated by the photograph's included in Appendix 1.

4.2 The rear elevation of the branch contains no architectural features of interest. It is a plain brick façade. The facade backs onto a car park at the rear of the branch, with modern housing beyond. Locating the condensers in the position indicated above will not have an adverse effect on the building, or the appearance and character of the conservation area.

4.3 The air condenser units are set on a programme ensuring they will only be in use during normal working hours from 8.30am to 6.00pm on Monday to Friday. Given the low level of noise output, as set out in the specification and the hours of use, noise will not be an issue.

4.4 The air condenser units used by Barclays are energy efficient. They are digital inverters, which can reduce energy consumption by up to 40% compared with traditional fixed-speed units. The variable capacity level of the compressor allows the digital inverter to precisely maintain room temperature control to ensure minimum energy waste. More importantly inverters are quiet with the only noise produced from the rotation of the fan. The air condensers are approved for Enhanced Capital Allowances (ECA) grants given their low carbon emissions and are also an example of energy saving plant machinery.

5 ACCESS

5.1 There are no known issues regarding access relevant to the proposed works.

6 CONCLUSIONS

6.1 In conclusion, we consider the installation of four external air condensers units will not have a detrimental effect upon the building's setting, or the character and appearance of the Conservation Area.

7 APPENDIX 1 – PHOTOGRAPHS (EXISTING)

R410A HEAT PUMPS
VECTOR IPDU INVERTER
SUPER DIGITAL INVERTER
93% OF UNITS A-RATED





Sizes 1102 - 1402



Sizes 562 - 802

- EERs up to 4.17
- Cooling/heating down to -15°C outside temperature
- Extended pipe runs to 70 m

Outdoor SDI Light Commercial.

Features

Now the standard Digital Inverter (DI) range has been complemented by the Super Digital Inverter (SDI) models with even higher energy efficiency ratings and enhanced technological innovations.
The Super Digital Inverter units offer all features of the standard series, plus the following superior characteristics.

Key features

Highest COP/EER values:
EER values up to 4.17 in cooling mode (4 HP).

Increased energy efficiency:
- 93% of the units have energy label A.
- 50% energy cost savings, compared with fixed-speed units.

Vector Intelligent Power Drive Unit (IPDU): an increased number of smaller steps for more accurate control.

Extended pipe runs: 70 m length for increased installation flexibility.

Wider operating range:
down to -15°C in heating mode.

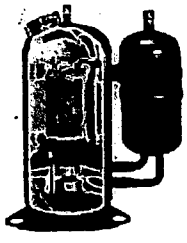

151648_LightComm2006.indd 22 14-02-2007 10:56:23

Technical specifications **heat pump**

Outdoor unit		RAV-SM562AT-E 2 HP	RAV-SM802AT-E 3 HP	RAV-SM1102AT-E 4 HP	RAV-SM1402AT-E 5 HP
Air flow	m^3/h - l/s	2400 - 667	2700 - 750	4500 - 1250	4500 - 1250
Sound pressure level, cooling	dB(A)	46	48	53	53
Sound power level, cooling	dB(A)	63	65	70	70
Operating range, cooling	°C	-15 - 43°C	-15 - 43°C	-15 - 43°C	-15 - 43°C
Sound pressure level, heating	dB(A)	48	50	54	54
Sound power level, heating	dB(A)	65	67	71	71
Operating range, heating	°C	-15 - 15°C	-15 - 15°C	-15 - 15°C	-15 - 15°C
Dimensions (H x W x D)	mm	550 x 780 x 290	550 x 780 x 290	795 x 900 x 320	795 x 900 x 320
Weight	kg	38	42	77	77
Compressor type		DC Twin Rotary	DC Twin Rotary	DC Twin Rotary	DC Twin Rotary
Flare connections					
Gas	in	1/2	5/8	5/8	5/8
Liquid	in	1/4	3/8	3/8	3/8
Minimum pipe length	m	5	5	5	5
Maximum pipe length	m	30	30	50	50
Maximum height difference	m	30	30	30	30
Pre-charged pipe length	m	20	20	30	30
Power supply	V-ph-Hz	220/240-1-50	220/240-1-50	220/240-1-50	220/240-1-50