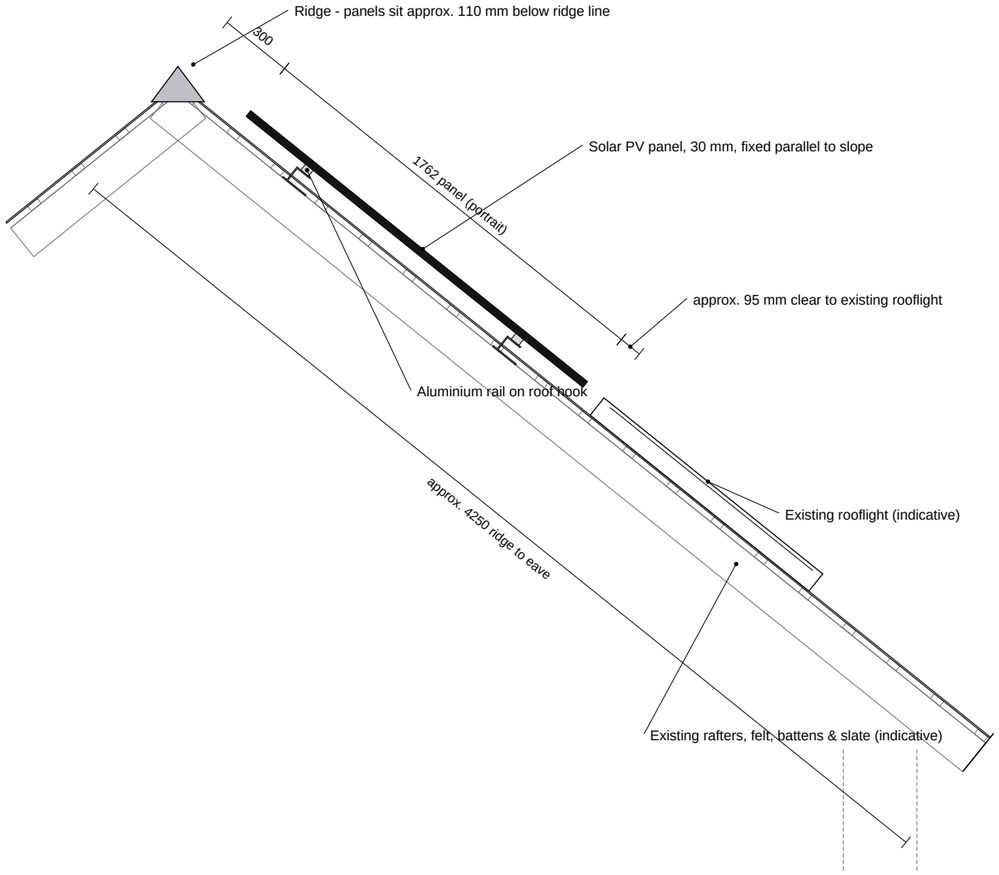

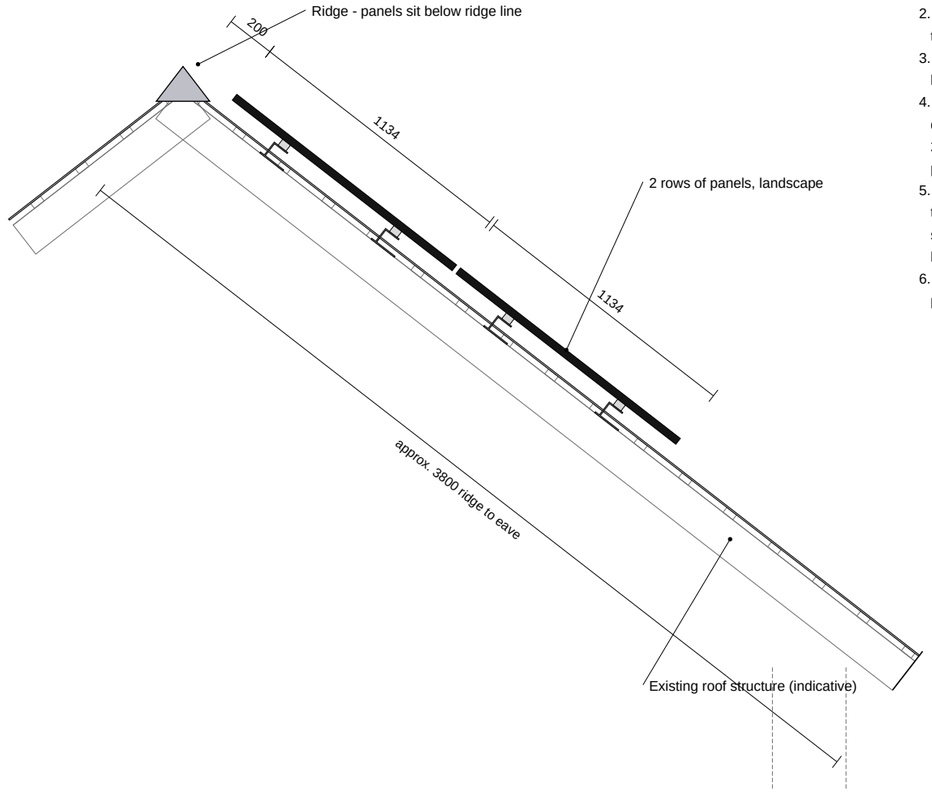

NOTES

1. Panels fixed parallel to the roof slope on roof hooks and aluminium rails.
2. Maximum projection approx. 100 mm above the existing slate (see Detail C).
3. No panel projects above the ridge line or beyond the roof edges.
4. Panels: Trina Vertex S+ TSM-455NEG9R.28, dual glass, black frame, 1762 x 1134 x 30 mm, 21 kg each. 15 no., 6.83 kWp. Rails at the panel's 1100 mm mounting hole centres.
5. Roof pitches and slope lengths taken from the existing elevations. Roof structure is shown indicatively - rafter sizes and hook type to be confirmed by installer.
6. Read with proposed site plan and proposed elevations.

SECTION A - MAIN ROOF, SOUTH WEST SLOPE

9 panels portrait, one row. Roof pitch approx. 39 deg. Scale 1:25

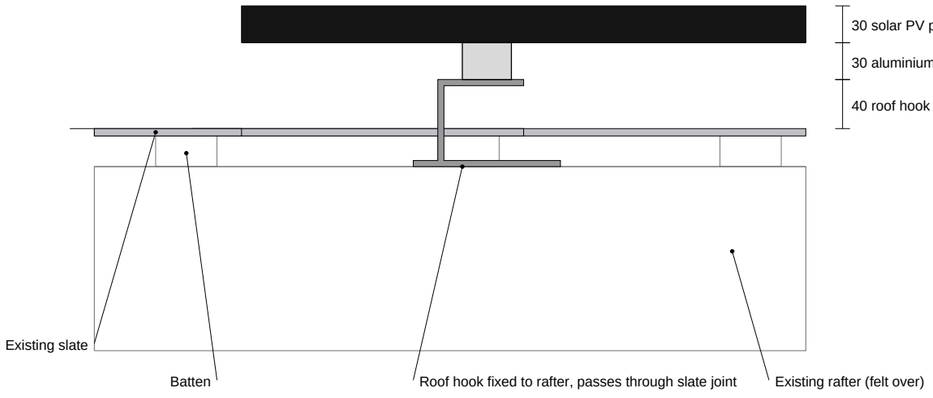

SECTION B - SIDE WING, SOUTH EAST SLOPE

6 panels landscape, two rows. Roof pitch approx. 38 deg. Scale 1:25

approx. 100 mm
max. projection above slate

0 500 1000 1500 2000
Scale 1:25 (mm)

0 100 200 300 400 500
Scale 1:5 (mm)

DETAIL C - FIXING BUILD-UP (typical to both roofs)

Drawn parallel to the roof slope. Scale 1:5

PROPOSED ROOF SECTIONS
Solar panels additions to roof

SITE
1A Main Street
Thornton, Leicestershire

SCALE
1:25 and 1:5 @ A3

DATE
November 2026