

SIDE ELEVATION

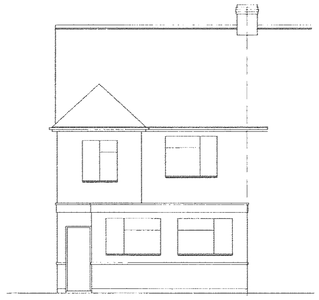

REAR ELEVATION



FRONT ELEVATION

NOTES:
1. This drawing remains the Copyright of The Burton Emery Partnership.
2. All dimensions to be checked on site by Contractor.
3. All dimensions in millimetres unless otherwise stated.
4. Do not scale copies of this drawing.
5. Any discrepancies in information should be reported to The Burton Emery Partnership for advice before proceeding.
6. All timber to be treated with preservative to B.S. 1282 prior to use and made good thereafter.
7. This plan must be read in strict conjunction with other plans in this set, Structural Engineer's and specialists' details.
8. All work shall be carried out in a good and workmanlike manner and with proper care and skill.
9. All goods and materials shall be of good quality and reasonably fit for their intended purpose.
10. PROTECTED SPECIES:
Bats, birds, great-crested newts and certain other species are protected by Law. It is therefore essential that, if any such species are discovered, during, or before, the construction process the works are suspended and the local office of Natural England (formerly English Nature) contacted for advice.

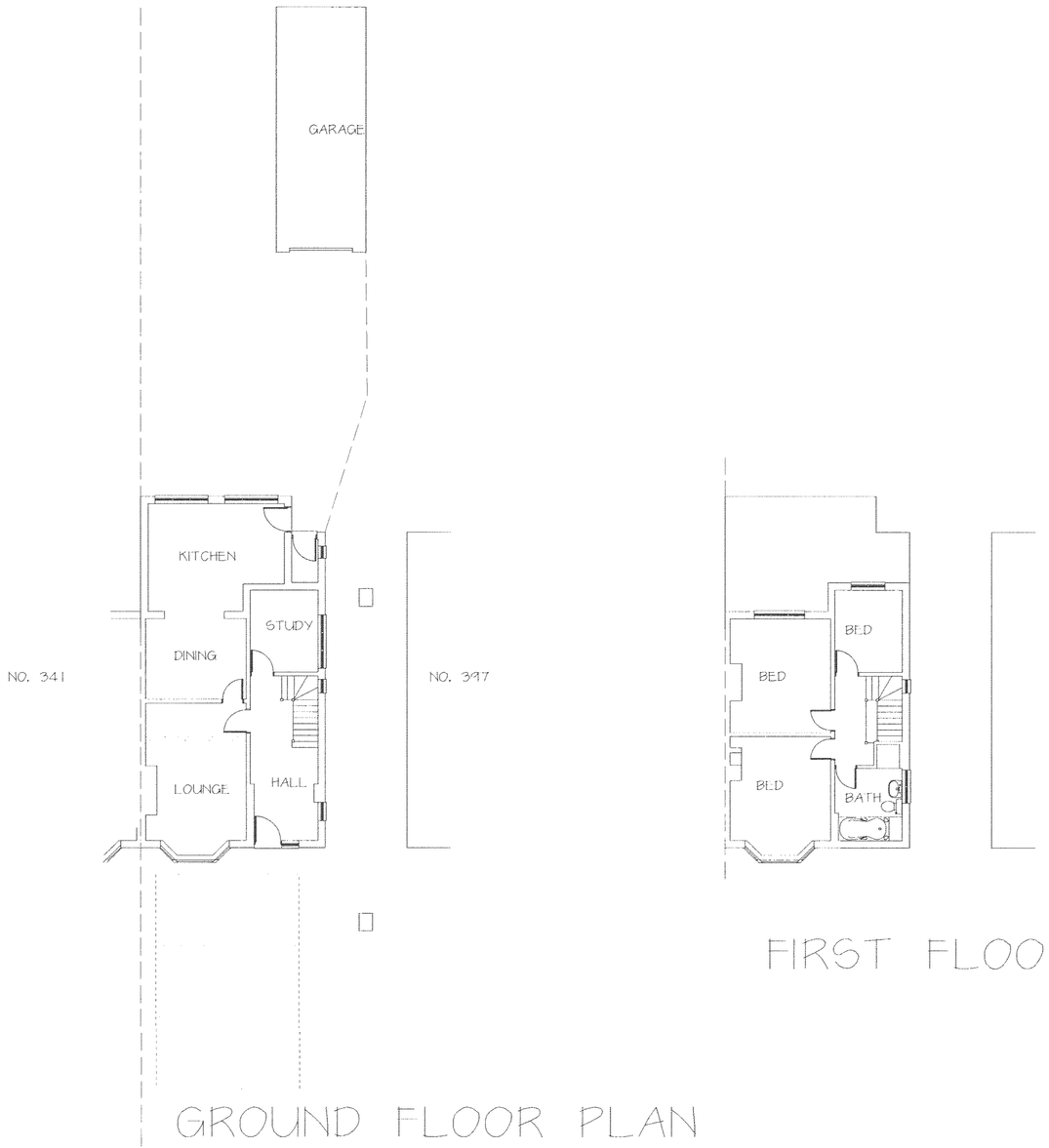

GROUND FLOOR PLAN

FIRST FLOOR PLAN



LOCATION PLAN 1:1250

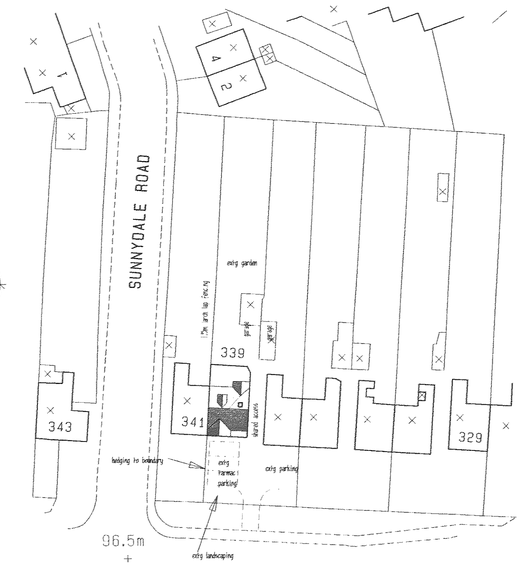

BLOCK PLAN 1:500

DEVELOPMENT SERVICES
17 NOV 2007
RECEIVED

rev. A PROPOSED DORMER INDICATED ON BLOCK PLAN REQUESTED BY PLANNING DEPT. 27:11:07

client
MRS T. BONNER.

project
339, COVENTRY ROAD, HINCKLEY

title
EXISTING PLANS AND ELEVATIONS
LOCATION & BLOCK PLANS

drawn	page size	scale		ref.	rev.
ARE	A1	1:100	1:1250 1:500	3829-1	A

THE BURTON EMERY PARTNERSHIP
Chartered Institute of Architectural Technologists
83A Mount Road
Hinckley
Leicestershire
LE10 1AE
Tel: 01455 614558
Fax: 01455 250782
E-mail:burton.emery@btconnect.com