

existing front elevation

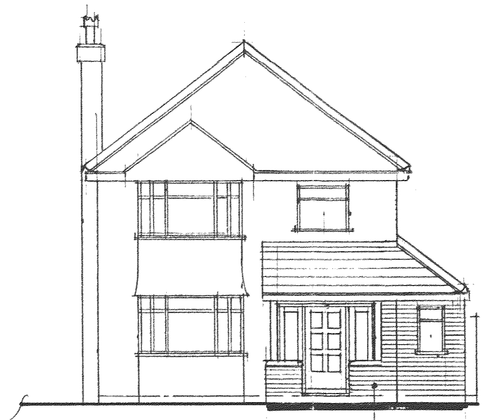

proposed front elevation

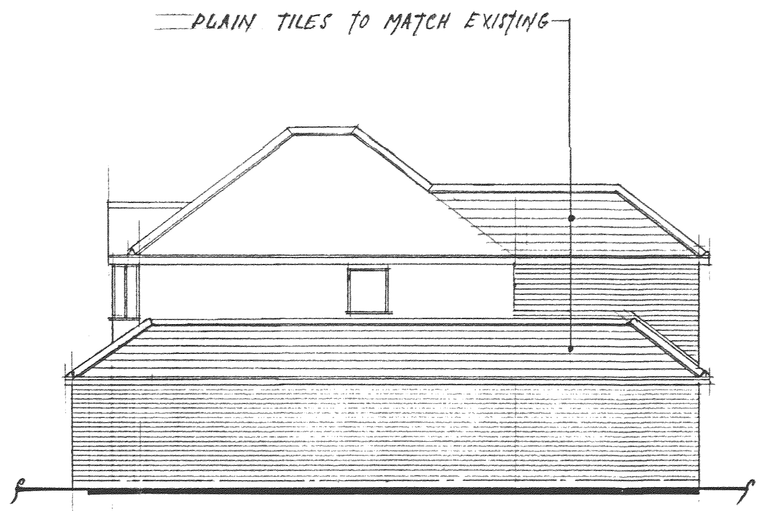

proposed side elev: to no 27

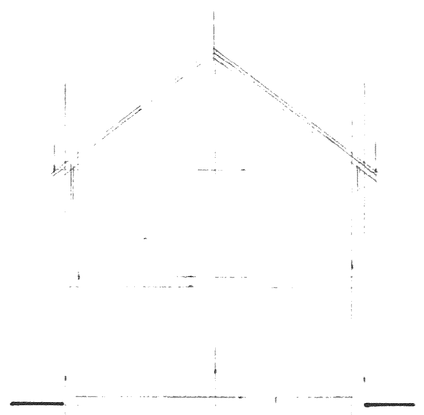

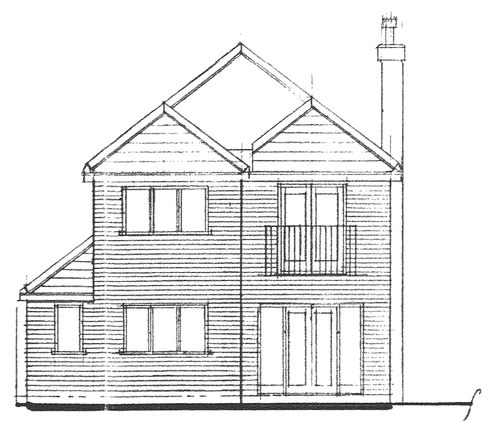

proposed rear elevation

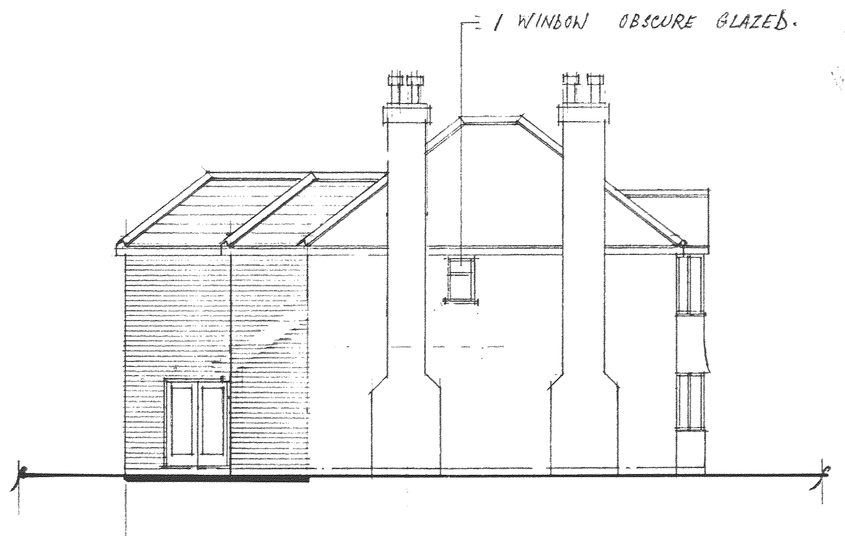

proposed side elev: to drive

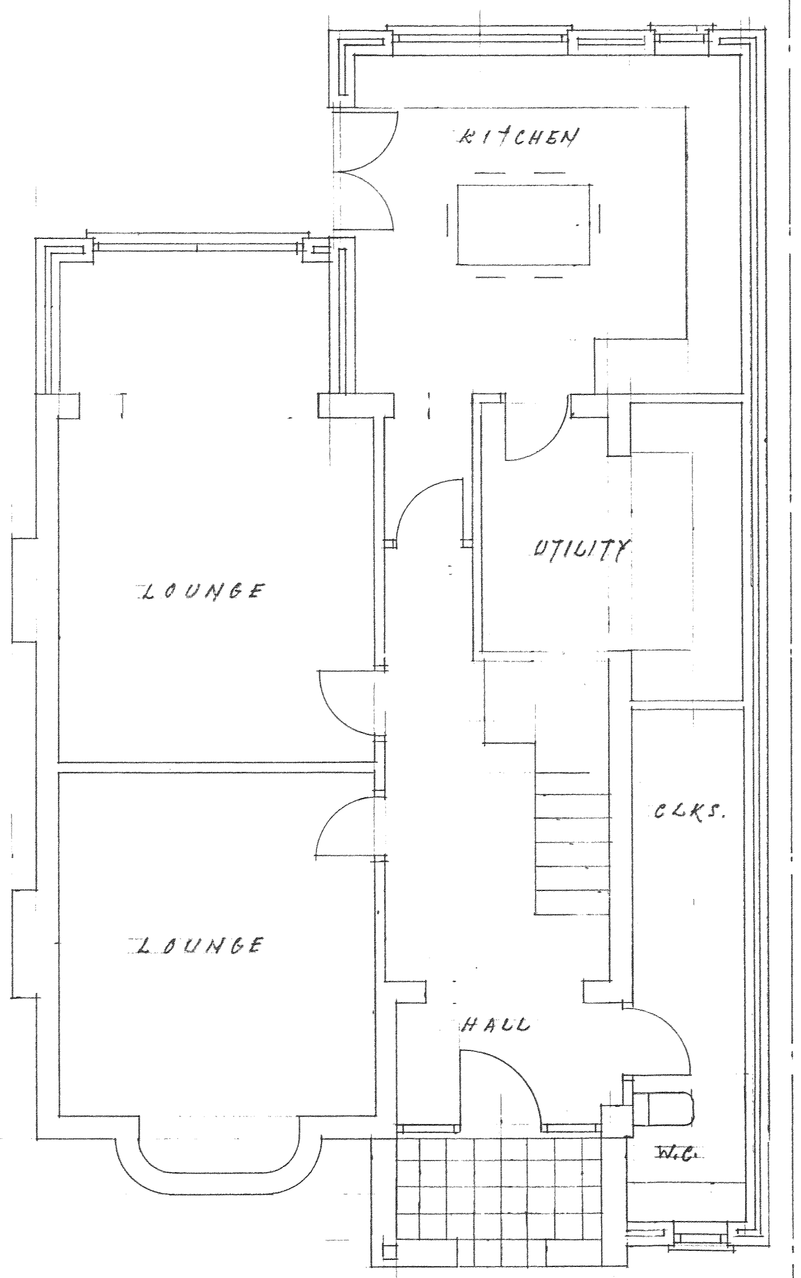

GROUND FLOOR PLAN

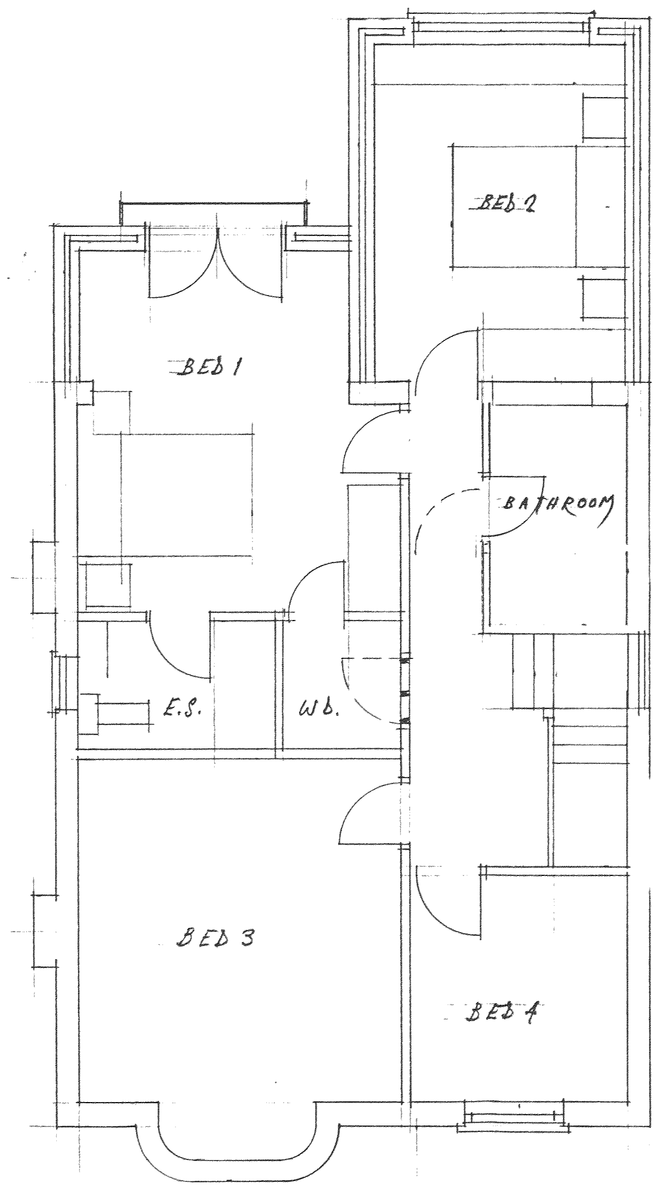

FIRST FLOOR PLAN

OPENINGS TO PART L.

G.F. AREA. 17.16 + 4.65 + 11.87 F.F. AREA. 17.16 + 6.00.
TOTAL AREA = 56.84 m^2 × 25% = 14.21 + 12.15 = 26.36

+ OPENINGS INTO: LOUNGE WINDOW 2.4 × 1.2 = 2.88.
KITCHEN WINDOW 1.60 × 1.05 = 1.68. BACK DOOR 1.89.
FRONT DOOR 2.10 × 1.80 = 3.78. L.WINDOW 0.6 × 1.2 = 0.72
BATHROOM WINDOW :- 1.20. TOTAL 12.15 m^2

WE HAVE :- G.F. LOUNGE 2.40 × 2.10 = 5.04. KITCHEN 2.40 × 1.05 = 2.52.
DOORS: 1.5 × 2.1 = 3.15. W.C.W 0.6 × 1.05 = 0.63. F.F WINDOWS 0.63 × 3 = 1.89.
F.F DOOR 1.50 × 2.10 = 3.15. FRONT DOOR: 2.35 × 2.10 = 4.93.

21.31 m^2

NOTES:
All dimensions must be checked on site and not scaled from this drawing.



	17-11-08	08/1033/FUL SIDE WINDOW REMOVED.
A		
	Date	Revisions

© copyright

DEVELOPMENT SERVICES
18 NOV 2008
RECEIVED

Client
MR & MRS HODGSON.

Job Title
25, MIDDLEFIELD LANE,
HINCKLEY
LEICS.

Drawing Title
PROPOSED EXTENSION TO THE SIDE & REAR OF A DETACHED HOUSE.

440113 892836.

Scale 1:50 & 1:100

Date AUG. 2008 | Drawn by D.G. WILKINSON.

Drg. No. 4145 A | Rev.

JOHN E. WRIGHT 526657

1 Points.

594 x 841mm A1