Existing
Ground Floor Plan

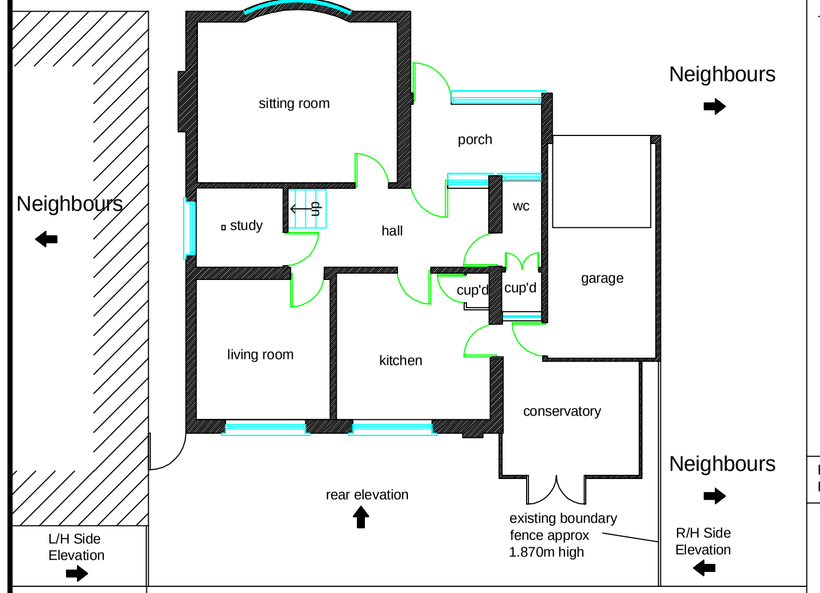

Proposed
Ground Floor Plan

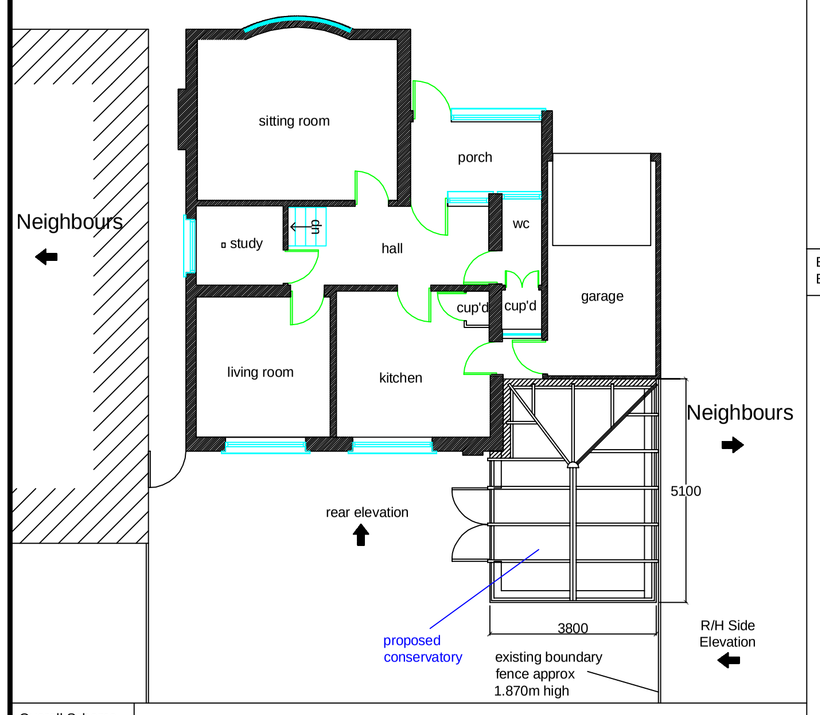

Overall Scheme
Design

Existing
Rear Elevation



Proposed
Rear Elevation

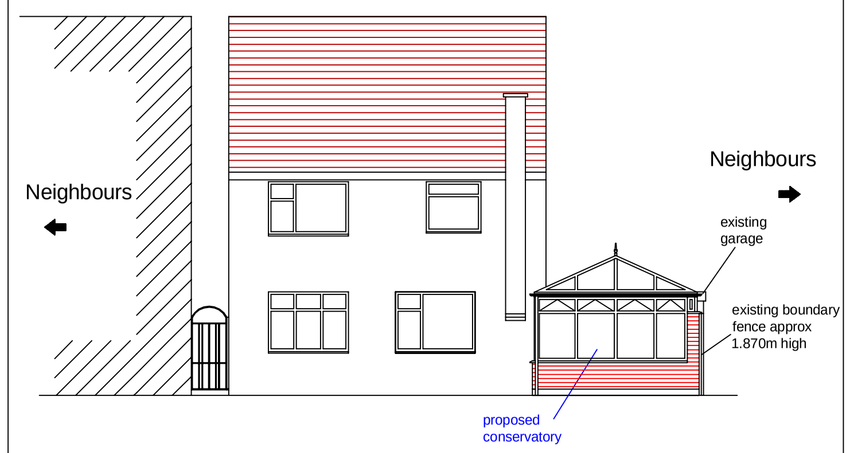

Existing R/H Side
Elevation

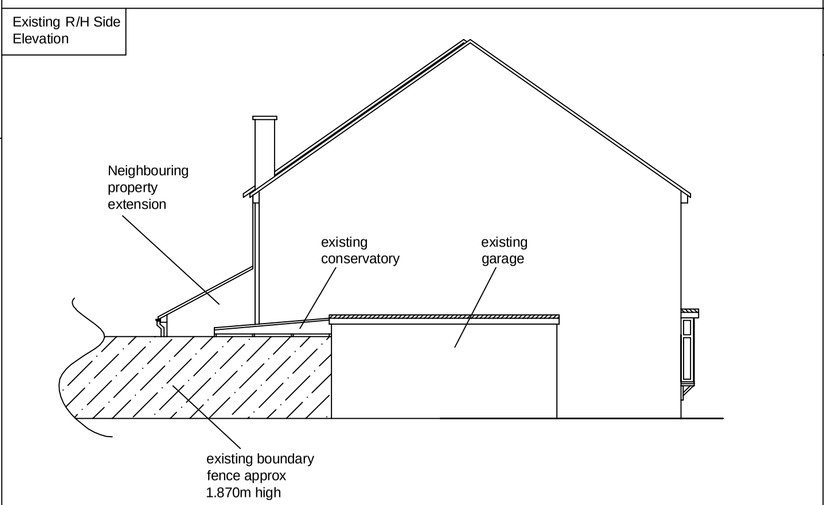

Proposed R/H Side
Elevation

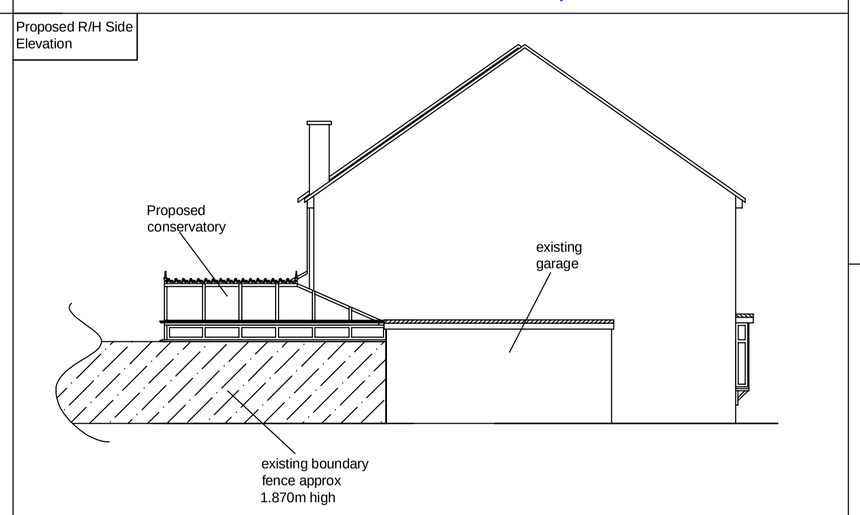

Existing L/H Side
Elevation

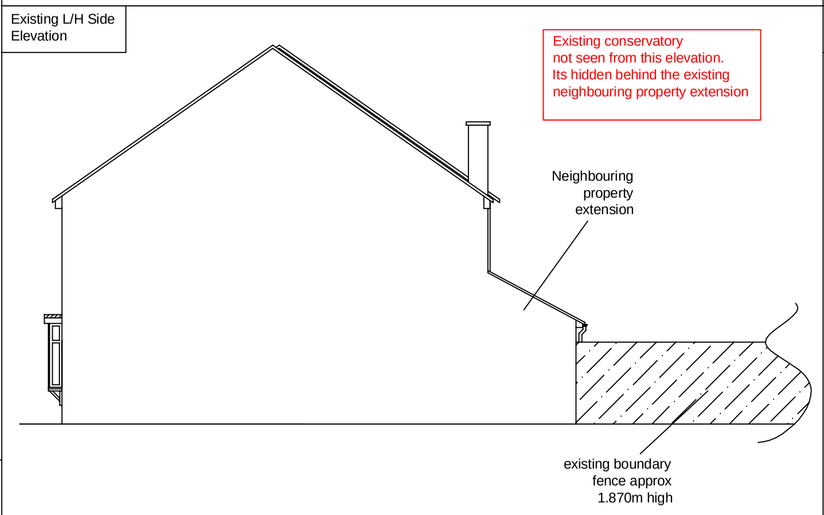

Proposed L/H Side
Elevation

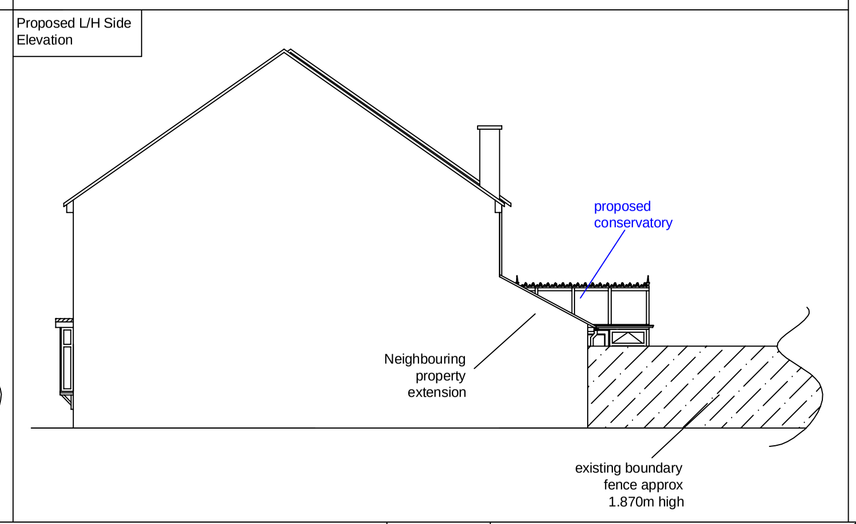

Proposed Roof
Plan

Plan View

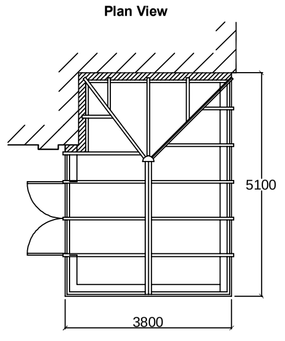

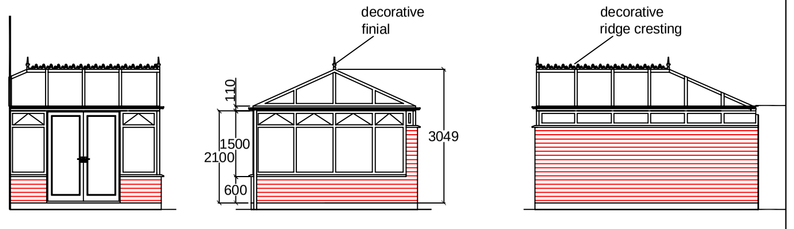

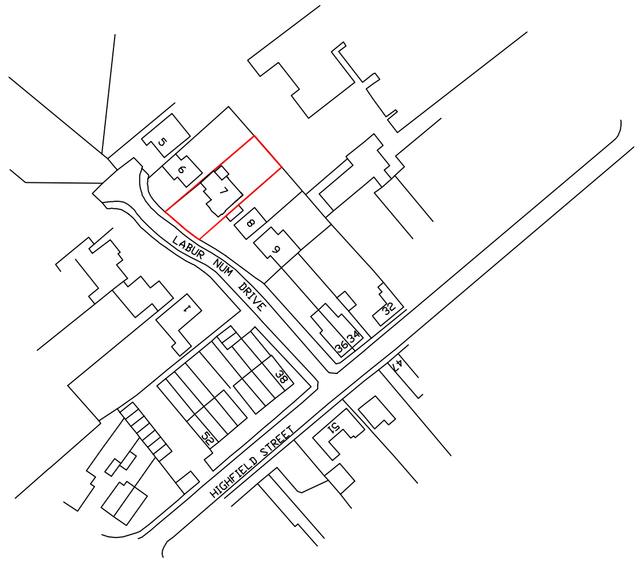

1:1250 Ordinance Survey

N

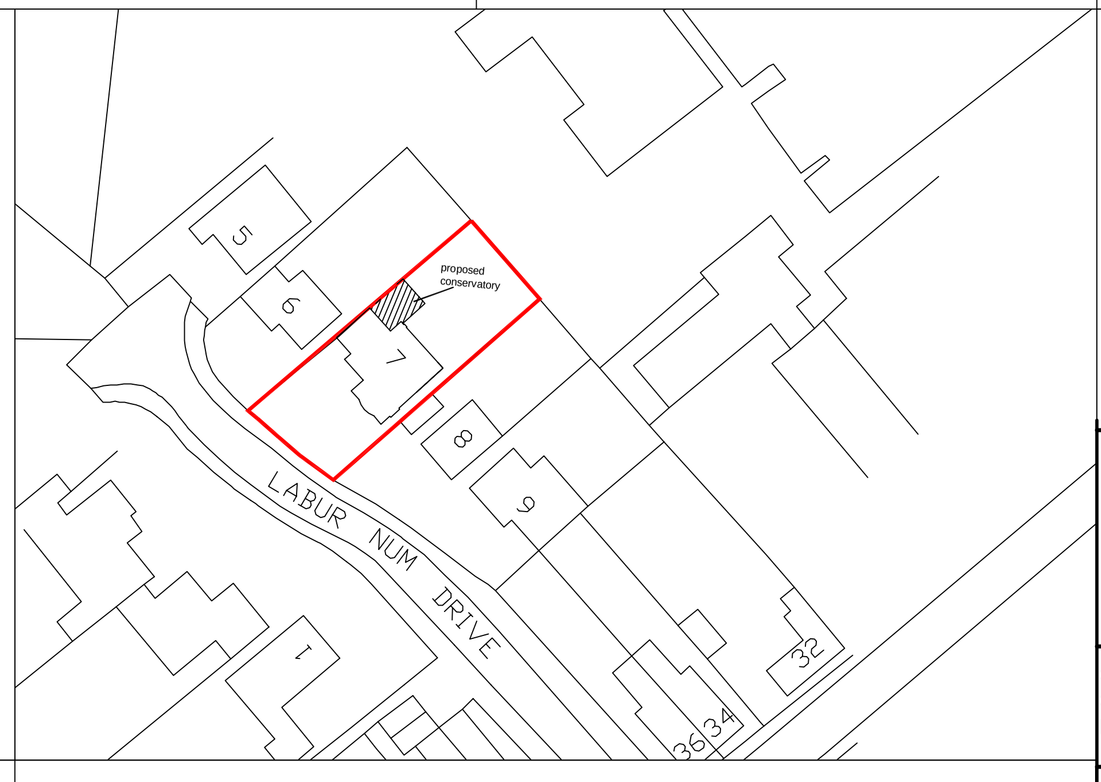

1:500 Block Plan

N

Notes

All brickwork should match the existing as close as possible.

The roof, windows and doors are all to to be made of white UPVC components.

Please note that the roof may change slightly due to the manufacturers building process and the drawing is for planning purposes only.

The ridge cresting and finial may differ in style with different manufacturers and is indicative only for planning purposes.

The roof will have a translucent material (glass) within the roof glazing bars as will the frames and the door inside the frame.

All components are to be white UPVC unless told otherwise.

The site should be made good after the installation of the conservatory (subject to planning approval) and the new fencing should follow the line of the existing boundary fence.

No eaves, guttering or any part of the structure should overhang the neighbouring property.

The installion should be covered by the contractors guarantee as maintenance against leaking and inperfection as standard.

The contractor is at the clients discretion.

The site is LEVEL and the conservatory finished floor level should match the house finished floor level.

No work should commence until planning permission has been granted, and any conditions attached to the planning approval should be caried out in full unless otherwise agreed in writing by the local authority.

This drawing is for planning purposes only and is copyright to the company (ARI Design Ltd), the drawing has been produced for and on behalf of Burbage Custom Windows Ltd and should not be used for tender without consent from the client, the contractor (Burbage Custom Windows) and the company (ARI Design Ltd).

Additional works - Amendments

Date:-

Amendment:-

Person who made changes:-

Other comments:-

Key
Dimensions with symbol ( ) = they may change due to site conditions.

Dimensions with this symbol * mean this measurement must be no less than stated.

All bricks to match existing where possible.

All the dimensions must be checked prior to the contractor starting on site. Please note that the dimensions on the drawing may change due to the manufacturing processes and suppliers.

Dimensions may change when old structures are removed.

Windows to be UPVC White , to match existing where possible, supplier at clients discretion.

This drawing is for planning purposes only. All sizes should be finalised on site by the nominated contractor at the clients discretion.

No guttering, eaves or any any part of the building is to overhang past the neighbouring property at the boundary fence. The building is to be solely independant of any other dwelling. If the building is built different to what is designed then we must be informed so not to be in breach of any planning approval as to what building has been approved and changed/amended as to what is on record with the Local Authority.

No building work should commence until the planning permission has been been granted. This drawing is copy right and should not be used for tender without the consent of the client and A R I DESIGN Ltd.

Notes

Legal Covenants and any restrictions on development are the responsibilty of the owner.Please note that ARI Design Ltd does not accept any liability for breach of covenant or Party Wall issues. And stress that no works should commence until the relevant Local Authority approvals have been obtained. Failure to comply to this rule will result in the breach of contract/agreement and the client/contractor proceed at there own risk.

Any conditions laid out by the local authority must be carried out in full unless the client/contractor has a written agreement from the local authority to change the scheme. In receipt of these drawings you are entering into the copyright act and the acts implied rules. In acceptance of this drawing you are accepting the policies set out by ARI Design Ltd and agree to abide by the policies in place. ARI Design ltd have the right to change the policies in place and withdraw the drawings should the company feel the need to do so.

Your statururory rights have not been affected in entereing into the policies and agreement laid out by the company. And ARI Design Ltd are full memebers of the Data Protection Act. No copies of this drawings may be issued without the consent of the client and the company.

A R I DESIGN Ltd
Unit 13, Barwell Business Centre, Arthur Street, Barwell, Leics, LE9 8GZ.
Tel: 0845 230 5344 Fax: 0845 230 5453
E-Mail: sales@aridesign.co.uk Web: www.aridesign.co.uk

This drawing is the sole property of A R I DESIGN LTD .
It must not be copied (in whole or part), or otherwise dicleased, submitted, tendered or used for construction without written consent.
Any copies of this drawing made by any method may result in further action.
All copies must include a copy of this legend.
A R I DESIGN Ltd

Client Details: Burbage Custom Windows
Client ref: Mr & Mrs A. McKegg, 7 Laburnum Drive, Earl Shilton, Leicestershire, LE9 7HU.

DRAWING NO.	DATE	SCALE
D/1363/1/PD	July 09	1:100 A1
(1) 2 3 4	Drawn By	1:1250
	A.Ibbitson	1:500