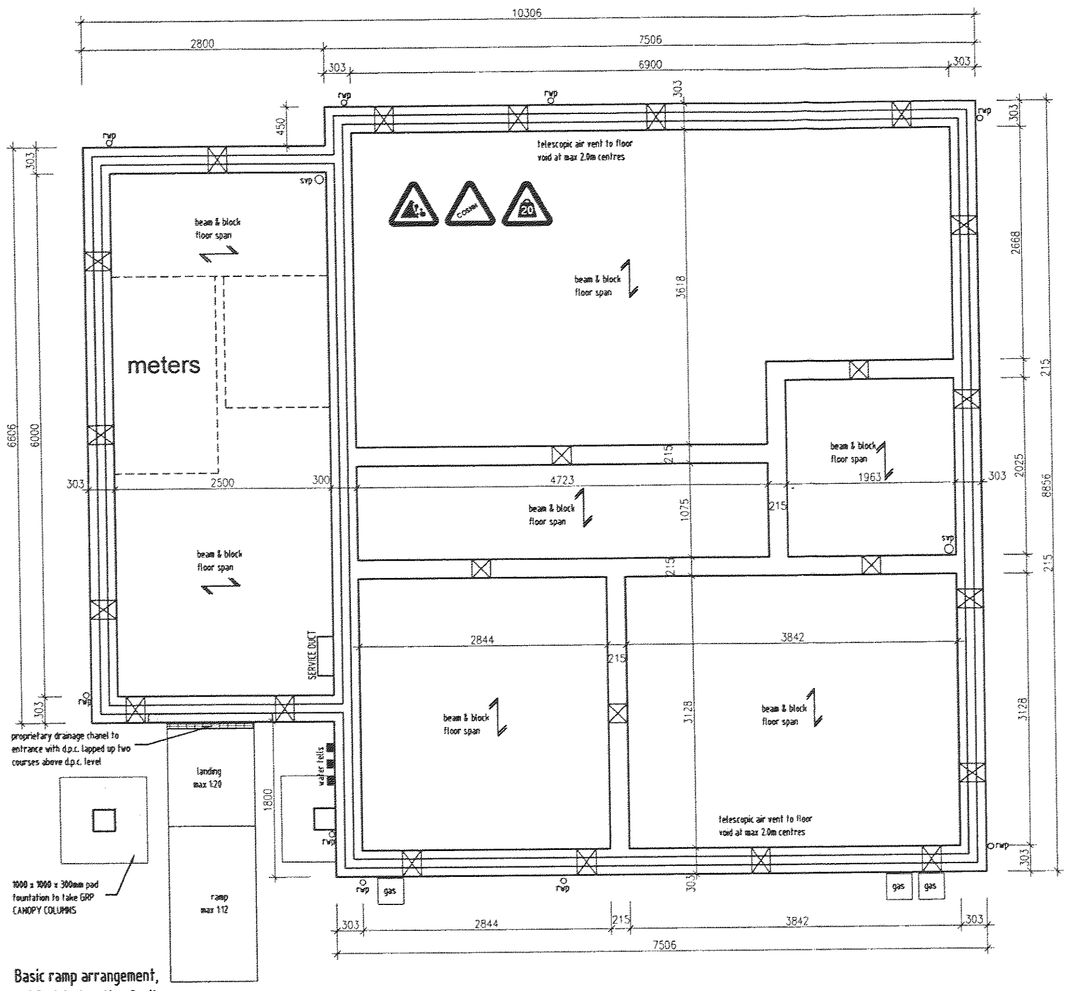

Basic ramp arrangement, subject to location & site levels

Foundation Plan

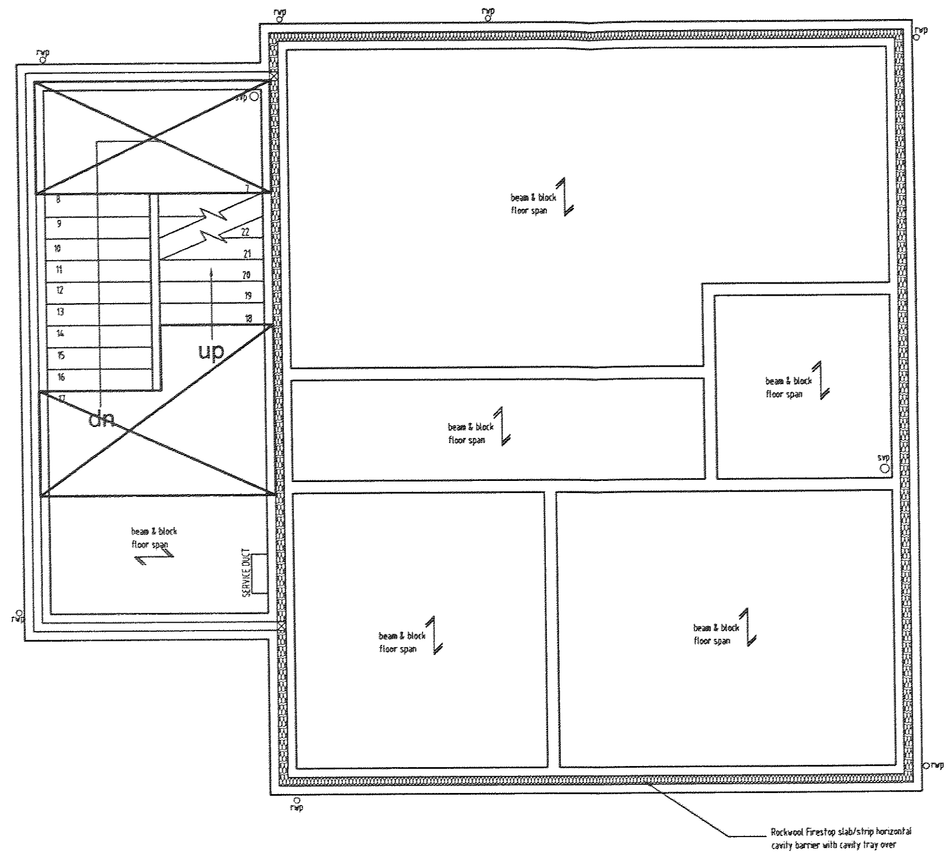

First Floor Plan

Plan to be read in conjunction with floor manufacturers & Structural Engineers drawings & details.

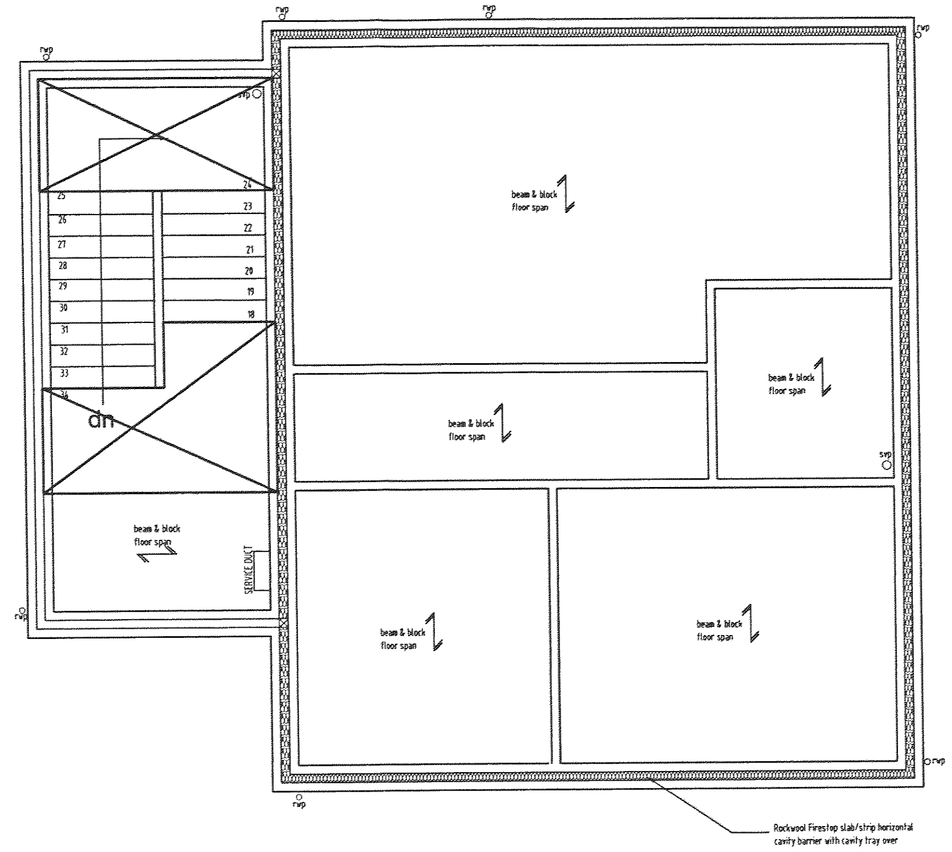

Second Floor Plan

Plan to be read in conjunction with floor manufacturers & Structural Engineers drawings & details.

NOTES:

Do not scale from this drawing. Only use dimensions shown, except for planning application purposes.

All dimensions shall be checked on site prior to commencement, and any discrepancies should be reported to the Architects.

This drawing is the copyright of Jelson Ltd

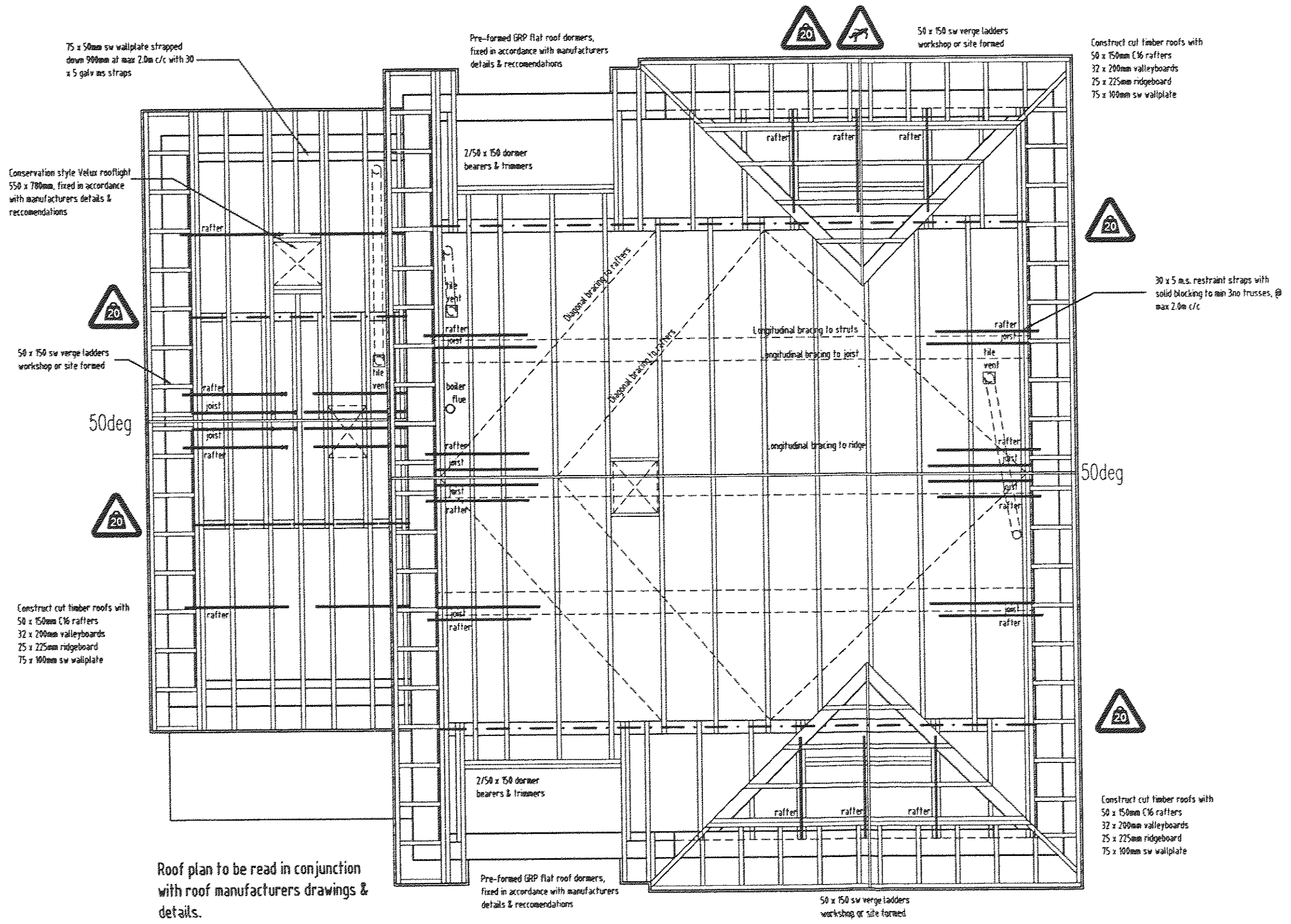

Roof plan to be read in conjunction with roof manufacturers drawings & details.

Roof Plan

Block Type Key

- 3.5 N/mm2 "INTERLYTE" solid blockwork.
- 7.0 N/mm2 "INTERLYTE" solid blockwork.
- 3.5 N/mm2 "INTERLYTE ULTRA" solid blockwork.
- 7.0 N/mm2 "INTERLYTE ULTRA" solid blockwork.
- 3.5 N/mm2 "OPTILYTE" solid blockwork.
- 7.0 N/mm2 "OPTILYTE" solid blockwork.

DEVELOPMENT SERVICES
14 JAN 2008
RECEIVED

HEALTH & SAFETY AWARENESS POINTS:	
!	UNUSUAL HAZARD. SEE SPECIFIC RISK ASSESSMENTS.
	HAZARDS OF MATERIALS COLLAPSING. SEE RISK ASSESSMENT ON EXCAVATIONS.
	HAZARDS OF HAZARDOUS MATERIALS. SEE RISK ASSESSMENT AND COSHH SHEETS.
	HAZARDS OF FALLING. SEE RISK ASSESSMENTS ON WORKING AT HEIGHT.
20	MANUAL HANDLING HAZARDS. SEE RISK ASSESSMENT ON MANUAL HANDLING.

REVISION	DESCRIPTION	DRAWN	CHECKED	DATE

LM5

DATE 11/2007
SCALE 1:50
DRAWN AF

DRAWING TITLE OD/073

JOB TITLE
Outlands Drive
Hinckley

TEL. 0116 266 1541
FAX. 0116 2664589

JELSON LIMITED
370 LOUGHBOROUGH ROAD LEICESTER

Jelson