PC PLANS

- ALL MATERIALS USED ARE TO BE TO THEIR RELEVANT BRITISH STANDARD AND OR CODES OF PRACTICE
- IT IS ASSUMED THAT THE EXISTING GROUND IS SATISFACTORY TO ALLOW NORMAL FOUNDATION CONSTRUCTION
- THE CONSTRUCTION OF THE SUBSTRUCTURE & DRAINAGE IS TO BE TO THE COMPLETE SATISFACTION OF THE BUILDING INSPECTOR
- IT IS ASSUMED THAT NO PUBLIC SEWER OR DRAIN IS SITUATED ON THE SITE
- ALL PLUMBING WORK IS TO COMPLY WITH B.S.E.N 12056 (2000) AND ALL HOT AND COLD SERVICES ARE TO BE EXTENDED FROM EXISTING
- GLAZING IS TO COMPLY WITH PART N1 OF THE BUILDING REGULATIONS AND THE WINDOW SUPPLIER MUST BE A REGISTERED MEMBER OF 'FENSA'. ALL UNITS TO BE DOUBLE GLAZED WITH SEALED UNITS WITH 16MM AIR GAP ARGON FILLED AND .1 LOW E COATINGS APPLIED. GIVING A U VALUE OF 1.6 AND A CERTIFICATE OF COMPLIANCE MUST BE OBTAINED FROM THE SUPPLIER ON COMPLETION
- ELECTRICAL WORK IS TO MEET THE REQUIREMENTS OF PART P ; ELECTRICAL SAFETY OF BUILDING REGULATIONS & MUST BE DESIGNED, INSTALLED AND TESTED BY A PERSON COMPETANT TO DO SO IE MEMBER OF NICEIC ; ELECSA LTD OR SIMILAR APPROVED BY LOCAL AUTHORITY PRIOR TO COMPLETION OF WORK, AN APPROPRIATE B.S. 7671 ELECTRICAL INSTITUTE CERTIFICATE MUST BE ISSUED TO THE COUNCIL BUILDING CONTROL DEPARTMENT

- PROVIDE EAVES VENTS STRIPS EQUAL to AT LEAST 25MM CONTINUOUS STRIP
- INSULATION to ROOF SPACE : 270 GLASS QUILT I.E 100MM LAID BETWEEN CEILING JOISTS WITH 170MM THICKNESS IN OPPOSITE DIRECTION
- THE ROOF INSULATION IS to OVERLAP THE CAVITY WALL INSULATION
- CEILINGS FORMED IN 12.5MM PLASTERBOARD WITH 3MM PLASTER SKIM FINISH
- PROVIDE INSULATED ROOF ACCESS TRAP CATNIC CH4 LINTEL AND COMBINATION FRAME
- U.P.V.C DOUBLE GLAZED WINDOWS & DOORS ALL ARGON FILLED to GIVE A U. VALUE OF 1.6
- ALL SKIRTINGS ARCHITRAVES ETC to MATCH EXISTING
- GROUND FLOOR CONSTRUCTION : 38 SLC SCREED ON 100MM CONCRETE ON 1200 GAUGE POLYTHENE D.P.M. ON 100 MM STYROFOAM 'FLOORMATE' INSULATION WITH 40 MM THICKNESS to CONCRETE PERIMETER EDGE ON 150 SAND BLINDED HARDCORE FILL

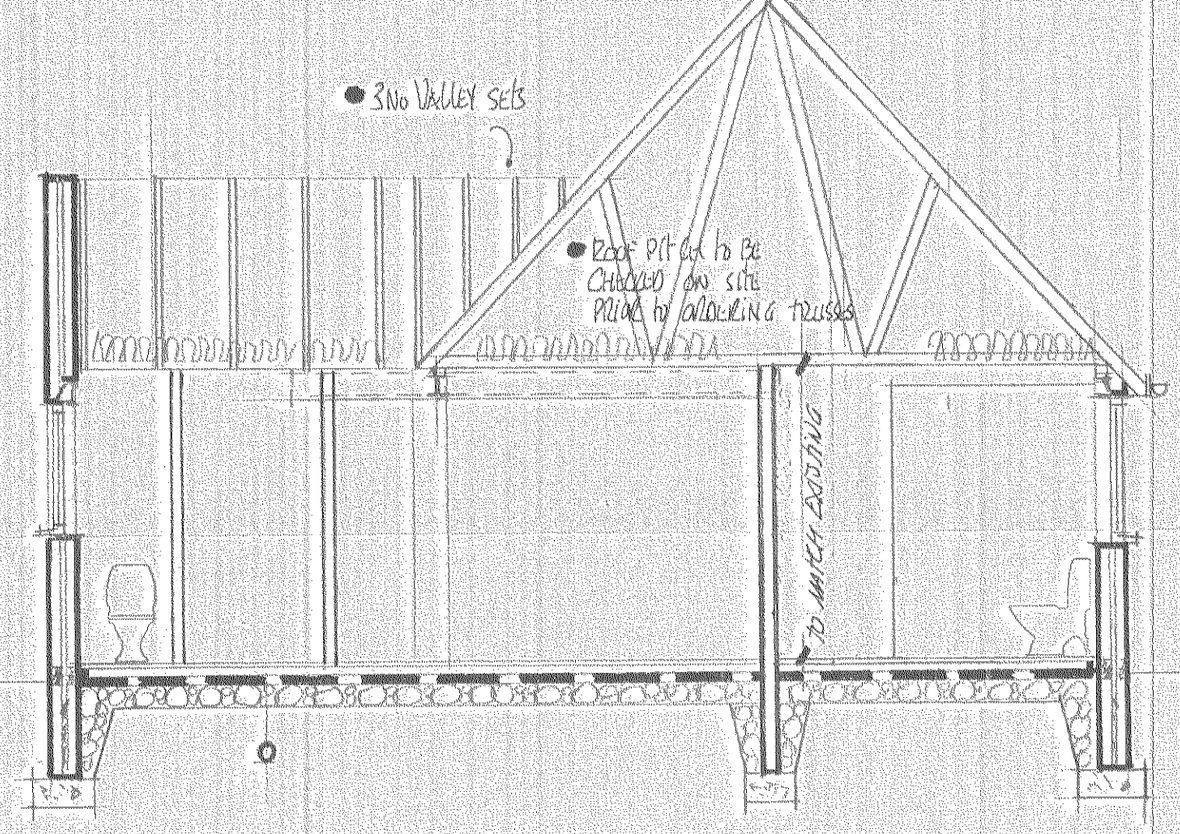

CROSS SECTION A. A.

- CONCRETE INTERLOCKING ROOF TILES ON TREATED BATTENS ON UNBREATHABLE ROOFING FELT ON BRITISH STANDARD ROOF TRUSSES @ 600MM MAX CENTRES
- TRUSSES DESIGNED to B.S. 5268 PART III 1988 & C.P. 112 1973 DETAILS & CALCULATIONS TO BE SUBMITTED to LOCAL AUTHORITY BUILDING CONTROL DEPT AT LEAST 28 DAYS PRIOR to COMMENCEMENT
- BAT GALV STRAPS AT RIGHT ANGLES to TRUSSES ABUTTING GABLE WALLS & SECURE to BRICKWORK
- PROVIDE LATERAL RESTRAINT to ROOF TIMBERS AT 1.0M MAX CRS
- 100 x 75 BEDDED WALLPLATES
- BAT GALV STRAPS to TRUSS RAFTER ENDS SECURED to BOTH WALLPLATES & BRICKWORK
- CATNIC LINTEL REF CH3 OVER BATHROOM WINDOW
- 2 COURSE BLUE BRICK D.P.C WITH SPLASH COURSES AS REQUIRED
- CONCRETE CAVITY FILL to WITHIN 225 OF D.P.C
- 600 x 225 CONCRETE FOUNDATIONS TAKEN DOWN to LEVEL OF EXISTING FOUNDATIONS WITH A MINIMUM DEPTH OF 1.0M OR AS DIRECTED BY THE BUILDING INSPECTOR OF H.B.B.C.



CROSS SECTION B.B.

- CHECK FOR EXISTING FOUNDATION BELOW EX GARAGE DOOR & PROVIDE NEW IF REQUIRED

- RIDGES RIDGE BOARD
- CONCRETE INT. ROOF TILES ON TREATED BATTENS ON 'TYVEK SUPRO' BREATHABLE MEMBRANE ON 125 x 38 C16 RAFTERS AT 600MM MAXIMUM CENTRES PROVIDE LATERAL RESTRAINT to ROOF TIMBERS AT 1.0M MAX CENTRES BAT GALV STRAPS to RAFTER ENDS SECURED to 100 x 75 WALLPLATES & BRICK
- INSULATION to SLOPING / VAULTED ROOF to BE 75MM CELOTEX FOILED RIGID INSULATION BETWEEN RAFTER I.E. 50MM VENT GAP ABOVE INSULATION, WITH ACH'S TRISO SUPER 10 to U/S OF RAFTERS HELD VIA 25MM THICK x 50MM WIDE HORIZONTAL BATTENS AT 600 MAX CRS WITH 12.5MM PLASTBD & SKIM : GIVING A U VALUE OF 0.18 W/M2K.
- INSULATE THE HALF BRICK WALLS WITH 70MM CELOTEX TB 3070 WITH TAPED JOINTS to ACH AS U.C.L WITH 25MM THICK x 50 WIDE VERTICAL BATTENS AT 600MM MAX CRS WITH 12.5 PLASTERBOARD & SKIM FINISH : U VALUE 0.29 OVERALL ALL FITTED AS PER CELOTEX SPECIFICATIONS ETC
- EXISTING GARAGE FLOOR IS LEVEL WITH HOUSE FLOOR : THEREFORE REMOVE & RELAY NEW FLOOR AS:- 38MM SLC SCREED ON 100 CONCRETE ON 1200 GAUGE POLY D.P.M ON 150 STYROFOAM WITH 40MM THICKNESS to EDGES ON HARDCORE FILL WITH SAND BLINDING to TOP
- D.P.M TURNED UP & TAPED TO MATCH EXISTING NEW SKIRTINGS

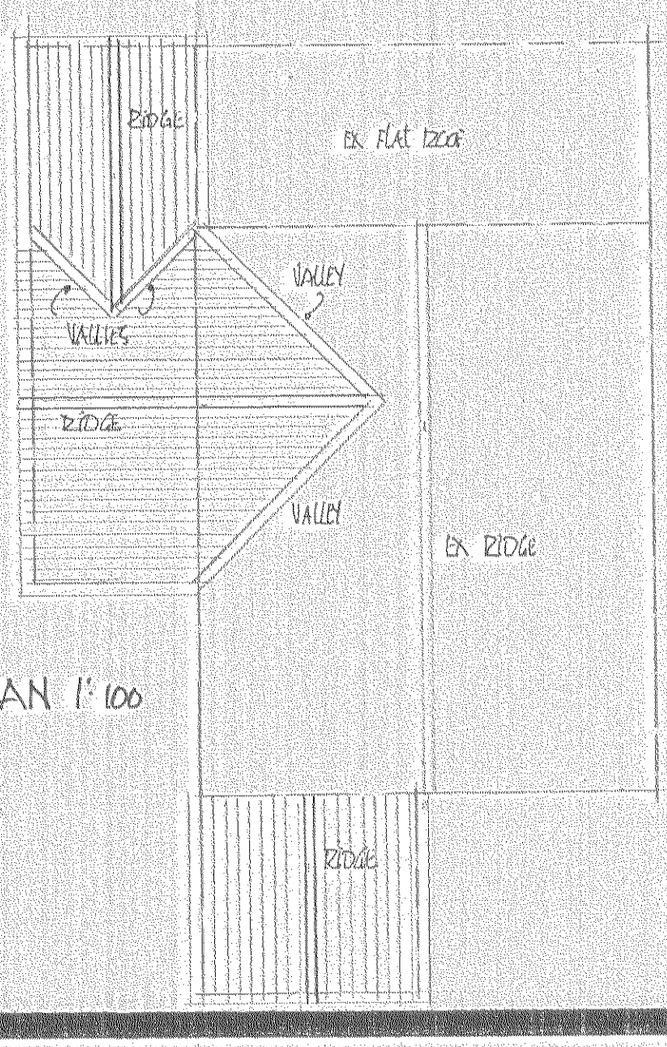

ROOF PLAN 1:100

THIS DRAWING IS to BE READ IN CONJUNCTION WITH DRAWING NUMBER 61001

SECTION DETAIL EXTENSION to EXISTING BUNGALOW FOR MR & MRS. SHAW

212 MAIN STREET
NEWBOLD VERDON
LEICESTERSHIRE LE9 9NQ

SCALE:	DATE:	DRAWN BY:
1:50 & 1:100	JUNE 2006 & MARCH 2011	P.B.

DRAWING NUMBER: 61002 A

Peter Barnwell Limited
Building Surveyor
Peter Barnwell ACIOB.
22 Norfolk Road,
Desford, Leicester, LE9 9HR.
01455 823816