DC/PA



EXISTING FRONT ELEVATION



EXISTING REAR ELEVATION

- CEMENT BEDDED RIDGE TILES TO MATCH EXISTING
- ROOF TILES TO MATCH EXISTING
- PROVIDE TIMBER LAYER BOARDS & G.R.P. OR LEAD VALLEY
- U.P.V.C. FACIA BOARDS WITH SOFFITS COMPLETE WITH 12 mm VENT GAPS BETWEEN SOFFIT & BRICKWORK
- U.P.V.C. DOUBLE GLAZED WINDOW TO BATHROOM WITH 100 TRICKLE VENT : 6.4 mm GLAZING TO OBSCURE GLASS
- FACING BRICKS TO ALL ELEVATIONS TO MATCH EXISTING
- 11 COURSE BLUE BRICK D.P.C WITH SOLASH CDS MS. NELES 5/124



- STNP SDS FLASHES
- 7 NO VALLEY SETS

CODE 5 STEPPED LEAD FLASHING CHASED INTO BRICK & DRESSED OVER TILES

PROPOSED FRONT ELEVATION



PROPOSED REAR ELEVATION



EXISTING SIDE ELEVATION



- REPLACE EXISTING WINDOW AS NEC

PROPOSED SIDE ELEVATION

- CONSERVATION FRAME TO BE GLAZED IN OBSCURE GLASS TO B.S 6206 : 1981 TO 6-4 mm OF TOUGHENED QUALITY
- PROVIDE 1/4 TRICKLE VENT : 6.4 mm GLAZING TO WINDOW TO BE OBSCURE



PROPOSED SIDE ELEVATION



EXISTING GROUND FLOOR PLAN

- 100mm DIA PLEX JOINTED STORM DRAIN LAID TO GRADIENT : 5.0 m FLOW BUILDINGS : SIZE & DEPTH TO BE DETERMINED BY CHECKING ON GROUND TEST TO ACCORDANCE WITH B.R.E DIGEST 365-1991
- CAVITY BRICKWORK CONSTRUCTION : 103 FACING BRICKS : 85 mm CAVITY WITH BETWEEN 32 INSULATION & 100 THERMALITE 'TURBO' BLOCKS TO INNER LEAF : U VALUE 0.28 W/M²K
- ALL INTERNAL WALLS TO BE PLASTERED
- PROVIDE STAINLESS STEEL CAVITY TIES : 750 HORIZ & 450 VERT : MAX CRS WITH 300 VERT MAX CRS TO ALL REVEALS
- PROVIDE VERTICAL D.P.C. TO ALL REVEALS INCL. INSULATED CLOSER
- CAVITIES CLOSED AT TOP WITH MINI WOOD INSUL INCL TOP VENT TRAYS
- ALL NEW BRICKWORK TO BE CUT BONDED & BONDED INTO EXISTING BRICKWORK
- FORM OPENINGS AS INDICATED & PROVIDE NEW STEELWORK : ALL SIZES TO 2 x 12-5 PLASTERBOARD & SKIM ALL AS DETAILED BY STRUCTURAL ENGINEER
- BDL INTERNAL STUD PARTITIONS TO BE CONSTR IN 75x38 STUDS @ 600 MAX CRS WITH 2/6 PLASTERBOARD ACOUSTIC SLAB BETWEEN STUDS & 15 mm PLASTERBOARD & SKIM BOTH SIDES
- PROVIDE EXTRACT VENT TO KITCHEN AREA MIN CAPACITY 60 L/M PER SEC
- SINK WITH HOT & COLD SUPPLIES : 38mm DIA WASTE FITTED WITH 75mm DEEP SEAL TRAP
- PROVIDE COOKER POINTS AS REQUIRED
- PROVIDE 13 AMP SWITCH SOCKETS AS REQUIRED
- PROVIDE LIGHT POINTS

- DRAINS RUNNING UNDER PROPOSE AREAS TO BE EXPOSED & SURROUNDED IN 150 CONC OR PEA GRAVEL : TO BE INSPECTED BY BUILDING INSPECTOR 11-8-06
- PROVIDE CONC LINTELS TO BRICKWORK WHERE DRAINS RUN
- PROVIDE 12G10 STEEL MASKING TO BOTH SIDES OF BRICKWORK WHERE DRAINS RUN TO PREVENT DEFLECTION ENTRY
- PROVIDE BONDING POINT ON LINE OF EXISTING FOUL DRAIN
- PROVIDE DOUBLE SEAL SOLDN DOWN A.V.L LIGHT LOVER & FRAME TO EXISTING FOUL D.C.

- PROVIDE NEW SANITARY FITINGS :
- BATH WITH H & C. SUPPLIES : 38mm WASTE WITH 75mm DEEP SEAL TRAP
- BASINS WITH H & C. SUPPLIES 32 mm WASTES WITH 75mm DEEP SEAL TRAPS
- SHOWER WITH POWER UNIT OFF C.H SYSTEM OR 10.5 KW ELECTRIC SHOWER : 38mm WASTE WITH D.S TRAP
- W.C SUITE WITH CISTERN CABINFLOW
- BIDET WITH H & C COLD SUPPLIES 32 mm WASTE & 75 D.S TRAP
- PROVIDE SEALED BACK INLET GULLY
- PROVIDE 100mm DIA STUB STACK WITH AIR ADMITTANCE VALVE & BONDING FACILITY
- FENCH OPENING IN BATHROOM WITH CATNIC CWS7X A/ER SUITE IN 2 x 12-5 PLASTERBOARD & SKIM
- PROVIDE EXTRACT VENT TO BATHROOM MIN CAPACITY 15 L/M PER SEC WITH LIGHT POINT AS NECESSARY
- PROVIDE RADIATORS TO BOTH AREAS AND FITTED WITH THERMOSTATIC VALVES
- 100mm DIA FLEX-DRAINBOX FOUL DRAIN TO SEWER LAID ON A SUITE ON 150 CONC OR CEMENT MORTAR
- EXISTING FOUNDATIONS TO BE EXPOSED AND INSPECTED PRIOR TO CONSTRUCTION

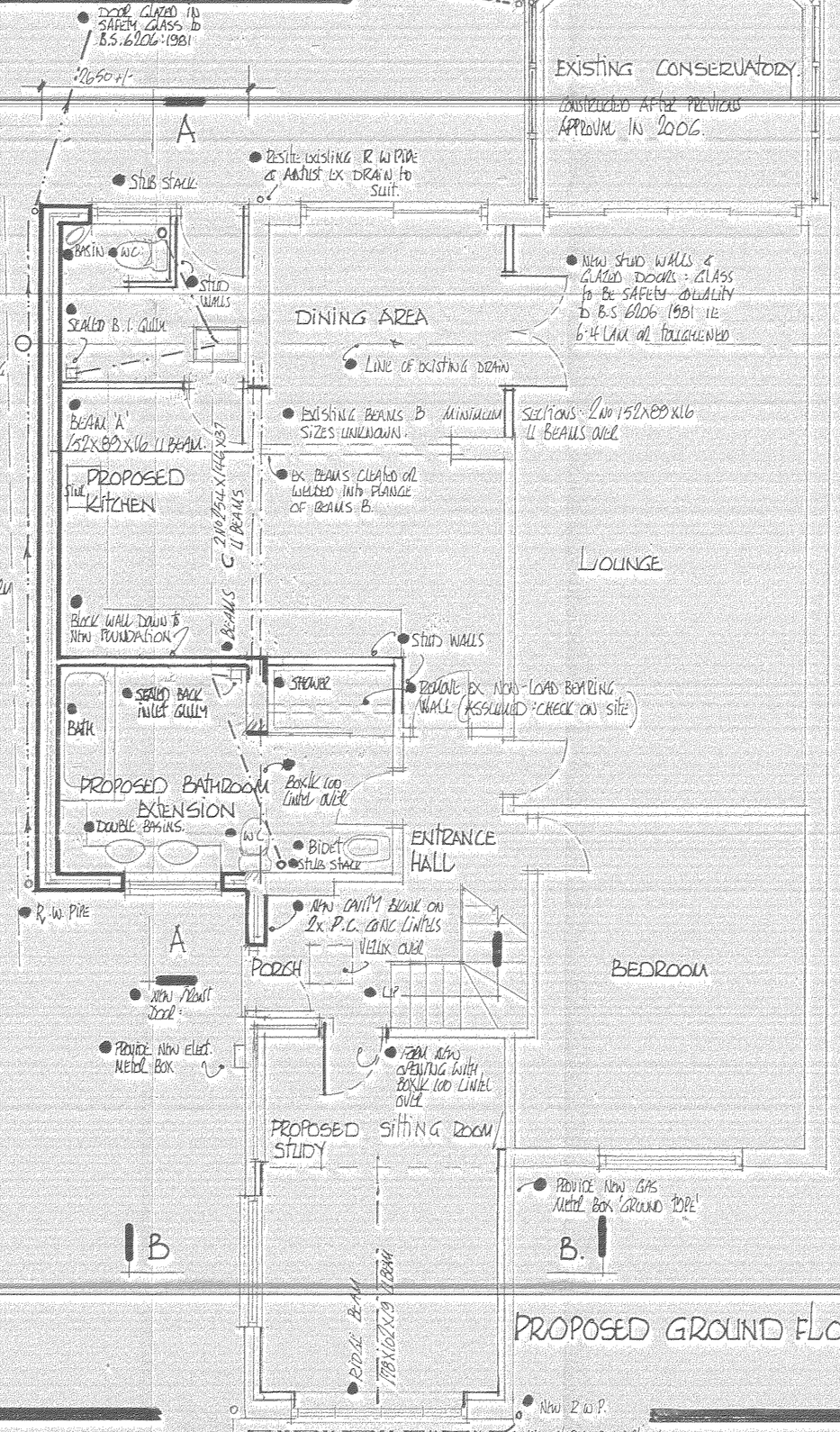

PROPOSED GROUND FLOOR PLAN



EXISTING SIDE ELEVATION

SEE STRUCTURAL DETAIL BY M.V.C LTD FOR LOADINGS SECTIONS, BEARING, PADSTONES ETC PAGES 1 TO 6 INCLUSIVE STEELWORK SIZES ADDED TO DRAWING 11-07-06 LISTED AS AMENDMENT A.

AMENDMENT B. EXISTING FOUNDATIONS TO BE EXPOSED & INSPECTED BY BUILDING INSPECTOR OWING TO INCREASED LOADING !! 14.08.06

THIS DRAWING IS TO BE READ IN CONJUNCTION WITH DRAWING NUMBER 610102

PROPOSED EXTENSIONS to EXISTING CHALET BUNGALOW FOR MR. & MRS. I. SHAW.

212 MAIN STREET
NEWBOLD VERDON
LEICESTERSHIRE LE9 9NQ

SCALE:	DATE:	DRAWN BY:
1:50 & 1:100	MARCH 2006 & MARCH 2011	P.B.

DRAWING NUMBER: 610101 B

Peter Barnwell Limited
Building Surveyor
Peter Barnwell ACIOB
22 Norfolk Road,
Desford, Leicester, LE9 9HR.
01455 823816