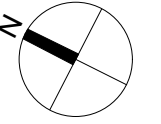


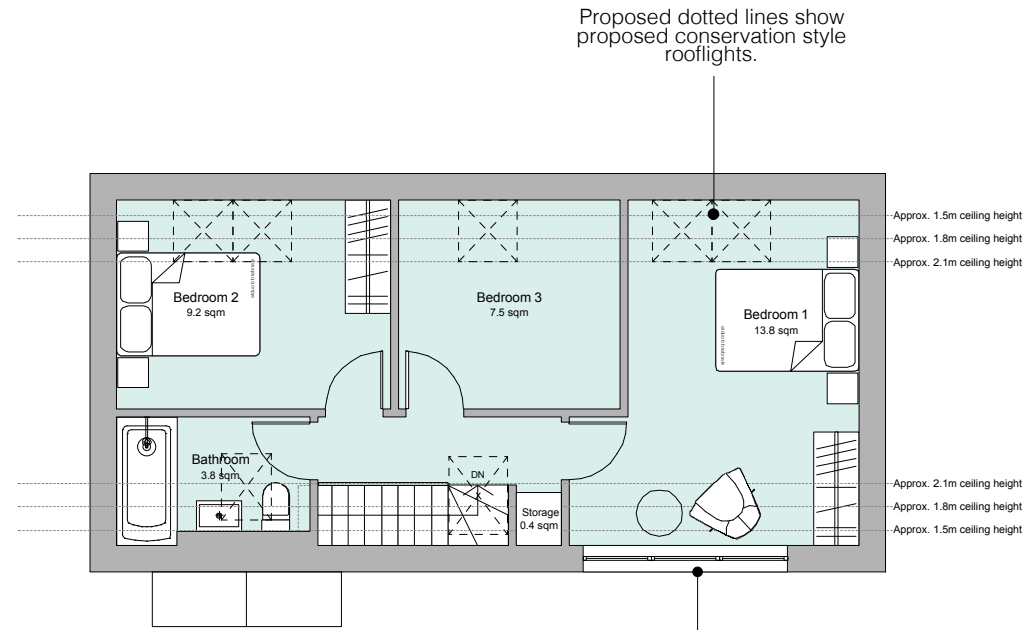
0 1 2 3 4 5 M

SCALE 1:100 @ A3



General notes:

1. Contractor to check all dimensions on site prior to production of any shop drawings, fabrication and commencement on site.
2. Drawings to be read in conjunction with full set of drawings, schedules, specifications and information from Structural Engineer and other Consultants.
3. All work to comply with current Building Regulations and all relevant regulations.
4. Contractor to refer all discrepancies to Architect.
5. Tender documentation for costing purposes only. Unless marked 'For Construction' drawings should not be used for construction.
6. All building materials and products to be installed to manufacturer's recommendations.



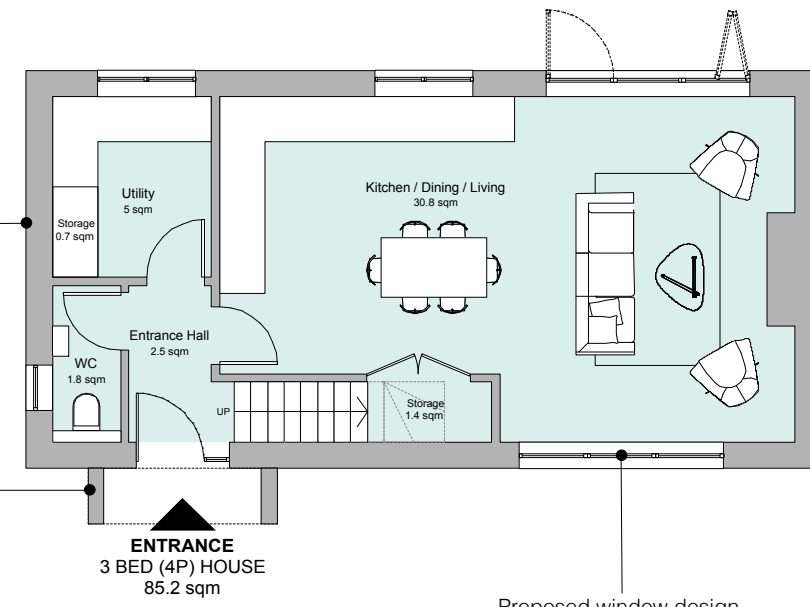
2 proposed first floor

Proposed inkeeping mid height window.

Existing Building 5 (agricultural shed) demolished and an inkeeping, high quality single family dwelling (C3 Use class) proposed in its place.

Proposed footprint and volume is significantly less than Building 5 existing footprint and volume.

Proposed in keeping small open porch with pitched tiled roof.



1 proposed ground floor

ENTRANCE  
3 BED (4P) HOUSE  
85.2 sqm

Proposed window design feature replicated as shown on House D (Building 4) to form cohesive and inkeeping overall development design.

rev	date	note
-	15.10.25	Issued to Planning Consultant
-	26.06.25	Draft issued to client

**PLANNING**



**project**  
RED HOUSE FARM  
RATCLIFFE CULEY  
ATHERSTONE  
CV9 3NY

**drawing**  
HOUSE C - PROPOSED PLANS

THE COPYRIGHT OF THIS DRAWING AND DESIGN IS VESTED IN THE ARCHITECT AND MUST NOT BE COPIED OR REPRODUCED WITHOUT WRITTEN CONSENT. ALL DIMENSIONS GIVEN ARE TO BE VERIFIED ON SITE BY THE RESPONSIBLE CONTRACTOR. DO NOT SCALE DIMENSIONS FROM THIS DRAWING UNLESS FOR PLANNING APPLICATION PURPOSES.

scale	dwg no	rev
1:100@A3	240-324	-