DC PLAN

SECTION A - A

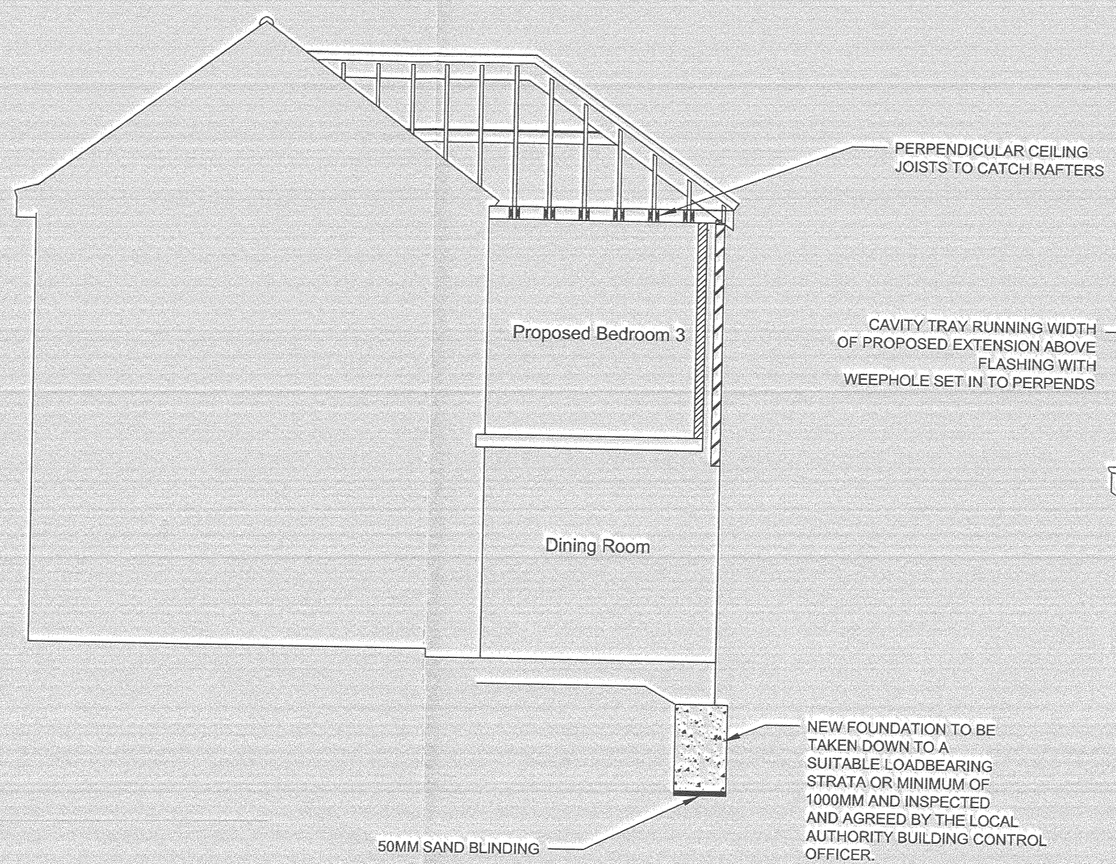

SECTION B - B

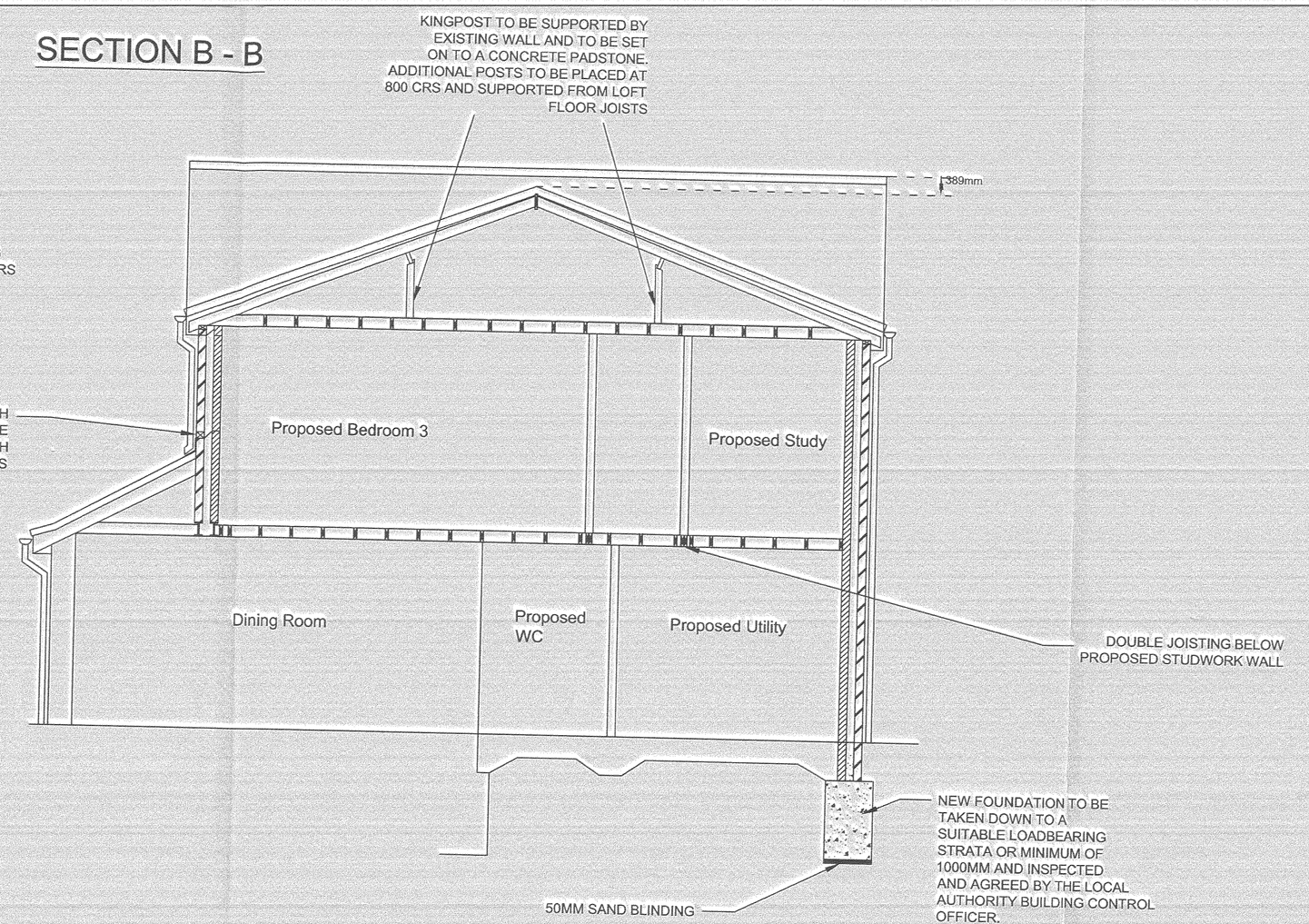

ROOF LAYOUT



ALL RAFTERS TO BE 38X 125 C16 AND @ 400 CRS SUPPORTED BY 75 X 225 C16 PURLINS AT THE MID POINT OF THE RAFTER. PURLINS TO BE SUPPORTED BY KINGPOSTS SET ON TO PADSTONES AND STRUTS @ 800 CRS FROM LOFT FLOOR JOISTS

ALL CEILING JOISTS TO BE 38 X 145 C16 @ 400 CRS

CONTRACTOR TO ENSURE ALL NEW FLOOR AND CEILING LEVELS MATCH EXISTING.

LAYBOARDS TO BE PLACED ON EXISTING TRUSSED RAFTER ROOF TO FORM VALLEY BETWEEN EXISTING AND PROPOSED ROOFS.

CONTRACTOR TO ENSURE NEW TILES MATCH EXISTING TILES CLOSELY AS POSSIBLE

CODE 4 LEAD TO BE USED IN VALLEY BETWEEN EXISTING AND PROPOSED ROOFS

FLOOR JOIST LAYOUT



PROPOSED EXTENSION TO FRONT AND SIDE OF EXISTING HOUSE FOR MR & MRS ROWE

14 PEAR TREE CLOSE,
BARWELL,
LE9 8LN,

PROPOSED SECTIONS, ROOF LAYOUT AND CEILING JOIST LAYOUT

SCALE:	DATE:	DRAWN BY:
1:50	MARCH 2011	GH

DRAWING NUMBER: A1/100/03

Greg Hill BSc HND
t: 07840016288
e: ghill87@o2.co.uk