© copyright 2010

this drawing and the copyrights and patents therein are the designer's property and may not be used or reproduced - only under contract



MARSHALL'S INTERLOCKING BRINDLE BRICK PAVING LAID ON SAND BED AND INCLUDING COMPACTED HARD-CORE SUB-BASE. MAXIMUM 1:20 GRADIENT. ALL BRICK PAVING TO HAVE PROPRIETARY SEALER APPLIED. SEE ENGINEER'S SPEC.

PRE-CAST CONCRETE PATH EDGINGS TO BE PROVIDED WHERE PEDESTRIAN PAVEMENTS ABUT LANDSCAPED AND PLANTED AREAS.

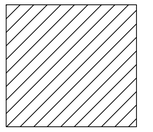

CAR PARK GENERAL AREA TYPE P (CARS AND LIGHT VANS)

25MM OF 6MM NS DBWC,BS4987 PTI REF 7.5
60MM OF 20MM NS DBBC, BS4987 PTI REF 6.5
300MM OF DTP 1 SUB-BASE

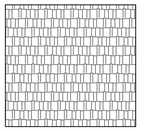

PICS PAVE, CHARCOAL COLOUR SIDE WALK SLATE" PATTERN FIBREMESH REINFORCED CONCRETE, WITH PROPRIETARY SEALER. ON NELL COMPACTED HARDCORE FILL TO ENGINEER'S SPEC

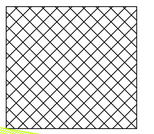

SERVICE ROAD - TYPE A
40MM OF HOT ROLLED ASPHALT, BS594 AND LA SPEC PLUS 20MM PRE-COATED CHIPPINGS(MIN PSV 65 AND MAX AAV 12)
60MM OF 20MM NS DBBC, BS4987 PTI REF 6.5
100MM OF 40MM NS DBASE,BS4987 PTI REF 5.1
150MM OF DTP 1 SUB-BASE
200MM OF DTP 6F2 CAPPING LAYER

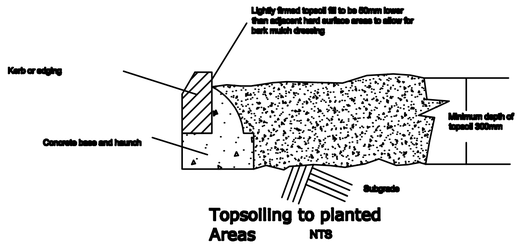

Topsoiling to planted Areas NTS

Betula utilis 'Jacquemontii'

AREAS SHOWN HATCHED THUS INDICATES NEW AREA OF TURFING

MULCHES
All mulches to be coniferous bark chips 10-40mm spread to a depth of 50mm. Ensure all soil profiles against pavements are reduced to 50mm below finished level to avoid bark spill over footways etc.

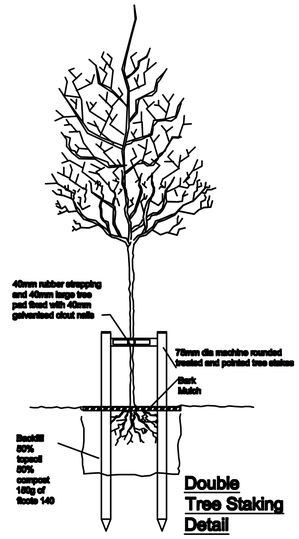

Double Tree Staking Detail

GROUND PREPARATION

Prior to importation and spreading of top soils it is imperative that all landscape areas are reduced by 450mm depth in planted areas and 150mm in turfed areas removing any deleterious materials hardcore and builders debris from site.
The areas should then be ripped to a depth of 400mm to relieve any compaction created by construction works (NOTE Care to be taken prior to any subsoiling operations checks to be made with the Main contractor and statutory services for cables and supplies.)

Top soiling Operations

All top soiling operations are to be carried out in dry conditions to avoid damage to the soil structure all soils are to be to BS 3882 Premium grade, on site soils are to be ammeriolated to ensure maximum growth potential.

Prior to topsoil spreading ensure reduced levels allow for 450mm in Ornamental shrub planted areas 150mm in areas to be turfed or seeded 300mm in native structure planted areas.

Stone and deleterious materials are to be removed from the sub grade prior to topsoil importation areas with panning should be loosened by ripping or excavator bucket to ensure free drainage.

Ensure levels are smooth flowing and are sufficient to marry in with kerblines and feather in to existing ground profiles.

Form a pit twice the overall width and depth of the roots.
Carefully position the spoil separating subsoil and topsoil dispose of all subsoil and bricks/deliterious material.
To the excavated material encorporate compost 50% by volume and fertiliser mix throughly.

Position the stakes to either side of the tree so as to not cause damage to the roots, firmly drive the stakes untill they protrude 750mm above ground level.
Backfill the pit untill the tree when positioned will sit with the root collar flush with the surrounding ground.

Backfill the remaining material ensuring the backfill is firmed by heel with no air pockets around the rootball allow for 50mm depth of barkmulch.

Ensure the tree is upright and position the cross bar 50mm from the top of the stakes horizontally and secure with 2no galvanised round wire nails toeach side. Position the pad centrally in the middle of the cross bar ensuring the tree is upright and fix with 1no 40mm galvanised clout nail.
Pass the rubber strapping through the pad around the tree and back through the pad nailing to the crossbar with 4no 40mm galvanised clout nails partially driven to allow for adjustment.

Level ground leaving 50mm from the top of the soil to the top of the surrounding ground, lay 50mm depth layer of Bark mulch and rake level.
Where in turf form a 1000mm dia circle and mulch.

BJ
Betula utilis 'Jacquemontii'
3500-4250 bareroot
2

Betula utilis 'Jacquemontii'
3500-4250 bareroot
2

Plant Schedule

CODE	SPECIES	SIZE	POT	No.
HEAVY STANDARD TREES (16-18 cms girth)				
	Betula utilis 'Jacquemontii'	3500-4250	45 litre	1
	Alnus Glutinosa	3500-4250	45 litre	1
	Koelreuteria paniculata	3500-4250	45 litre	1
SHRUBS				
CtR	Cosmothus thyrsiflorus 'Repens'	200-300	3 litre	79
Ct	Choisya ternata	300-400	3 litre	113
CaS	Cornus alba 'Sibirica'	300-400	3 litre	38
CaF	Cornus stolonifera 'Flaviramea'	300-400	3 litre	100
CaR	Cotoneaster salicifolia 'Repens'	300-400	3 litre	42
HMB	Hebe salicifolia 'Midsummer Beauty'	300-400	3 litre	32
HRE	Hebe albicans 'Red Edge'	200-300	3 litre	59
HAG	Hebe 'Autumn Glory'	200-300	3 litre	18
HBG	Hebe 'Blue Gem'	300-400	3 litre	62
ScH	Symphoricarpos chenaultii x Hancock	300-400	3 litre	113
VmV	Vinca major 'Variegata'	300-400	3 litre	30

General Notes:

» Weed-kill and cultivate all areas to be planted as per Soft Landscape Specification.
» Topsoil to tree pits to be 1200mm x 1200mm x 900mm deep.
» Topsoil to planted areas to be 400mm deep.
» Topsoil to grass areas to be 150mm deep.
» Shrub planted areas to be planted at a density of4 plants per m2 except cornus varieties 2/sqm
» All planted areas to be mulched to a depth of 75mm with pulverised bark mulch.
» All planting will be subject to a 12 months Maintenance and Defects Liability Period.
» The site is to be open & unfenced.
» Planting to take place within 5 weeks of completion of shell construction - Le during fit-out programme.
» All planting to be in accordance with BS 3936,"Specification for Nursery Stock)
» All preplanting site preparation, planting and post planting maintenance works shall be carried out in accordance with the requirements of BS 4428 (1989) Code of practice for general landscape operations.
»All new tree plantings shall be positioned in accordance with the requirements of Table 3 of BS 5837. 2005, Trees in relation to construction.

revision :	description :	date :
C :	Lighting spec removed	29/07/11
B :	2no. Tree species changed	29/07/11
A :	Position and specification of lamp posts shown. Duct routes to lamp posts shown.	04/05/11

Frank Belshaw
Building Surveyor

wheatley springs barn, wheatley lane road, barrowford, nelson, lancashire. BB9 6QS.
tel no. (01282) 699668. fax no. (01282) 602447.
e-mail - frank@fbelshaw.co.uk

project :
proposed KFC Drive Thru,
Tungsten Park Maple Drive Hinckley
Leicestershire LE10 3BE

client : Oakstone Developments Ltd

date : 15th April 2011

drawn by : FB

scale : 1 : 200 @ A1
1 : 400 @ A3

drg no : 2011/37/04

title : Hard and soft landscaping

rev : C