DISCONS

Application for approval of details reserved by condition.

Town and Country Planning Act 1990

Planning (Listed Buildings and Conservation Areas) Act 1990

You can complete and submit this form electronically via the Planning Portal by visiting www.planningportal.gov.uk/apply

Publication of applications on planning authority websites

Please note that the information provided on this application form and in supporting documents may be published on the Authority's website. If you require any further clarification, please contact the Authority's planning department.

Please complete using block capitals and black ink.
It is important that you read the accompanying guidance notes as incorrect completion will delay the processing of your application.

1. Applicant Name and Address

Title: First name:

Last name: BURBAGE CONGREGATIONAL

Company (optional): CHURCH

Unit: House number: 10A. House suffix:

House name:

Address 1: CHURCH STREET.

Address 2:

Address 3:

Town: BURBAGE

County: LEICESTERSHIRE.

Country: ENGLAND

Postcode: LE10 2DD.

2. Agent Name and Address

Title: MR. First name: JEFF

Last name: COCKS.

Company (optional):

Unit: House number: 45 House suffix:

House name:

Address 1: WINCHESTER DRIVE.

Address 2:

Address 3:

Town: BURBAGE

County: LEICESTERSHIRE

Country: ENGLAND

Postcode: LE10 2BA.

$Date:: 2010-09-10 #$ $Revision: 2999 $

3. Site Address Details

Please provide the full postal address of the application site.

Unit: House number: 10A. House suffix:

House name:

Address 1: CHURCH STREET.

Address 2:

Address 3:

Town: BURBAGE

County: LEICESTERSHIRE

Postcode (optional): LE10 2DD.

Description of location or a grid reference.
(must be completed if postcode is not known):

Easting: Northing:

Description:

4. Pre-application Advice

Has assistance or prior advice been sought from the local authority about this application? Yes No

If Yes, please complete the following information about the advice you were given. (This will help the authority to deal with this application more efficiently).
Please tick if the full contact details are not known, and then complete as much as possible:

Officer name: ALAN DAVIES.

Reference: CONSERVATION OFFICER.

Date (DD/MM/YYYY): LATE 2010.
(must be pre-application submission)

Details of pre-application advice received?

THE CONSERVATION OFFICER ADVISED ON THE MATERIALS FOR THE WALL AND PREPARED AND SUPPLIED THE DRAWINGS.

5. Description Of Your Proposal

Please provide a description of the approved development as shown on the decision letter, including the application reference number and date of decision in the sections below:

ERECTION OF A BOUNDARY WALL.

Reference number: 11/00291/FUL. Date of decision: 07.06.2011 (Date must be pre-application submission) (DD/MM/YYYY)

Please state the condition number(s) to which this application relates:

1.	3.	6.	
2.		7.	
3.		8.	
4.		9.	
5.		10.	

Has the development already started? ~~Yes~~ No

If Yes, please state when the development started (DD/MM/YYYY): (date must be pre-application submission)

Has the development been completed? ~~Yes~~ No

If Yes, please state when the development was completed (DD/MM/YYYY): (date must be pre-application submission)

6. Discharge Of Condition

Please provide a full description and/or list of the materials/details that are being submitted for approval:

RECLAIMED BLUE BRICKS.
SAMPLE PILLAR CAP STONE & DRAWING DESIGN V 460.

7. Part Discharge Of Condition(s)

Are you seeking to discharge only part of a condition? Yes No

If Yes, please indicate which part of the condition your application relates to:

SDate:: 2010-09-10 #$ SRevision: 2999 $

8. Planning Application Requirements - Checklist

Please read the following checklist to make sure you have sent all the information in support of your proposal. Failure to submit all information required will result in your application being deemed invalid. It will not be considered valid until all information required by the Local Planning Authority has been submitted.

The original and 3 copies of a completed and dated application form:

The original and 3 copies of other plans and drawings or information necessary to describe the subject of the application:

The correct fee:

9. Declaration

I/we hereby apply for ~~planning permission~~/consent as described in this form and the accompanying plans/drawings and additional information.

Signed - Applicant:

Or signed - Agent:

Date (DD/MM/YYYY): 13. 07. 2011.

(date cannot be pre-application)

10. Applicant Contact Details

Telephone numbers

Country code: National number: Extension number:

Country code: Mobile number (optional):

Country code: Fax number (optional):

Email address (optional):

11. Agent Contact Details

Telephone numbers 01455 448240.

Country code: National number: Extension number:

01455 465240.

Country code: Mobile number (optional):

Country code: Fax number (optional):

Email address (optional): JEFFLEY.COOKS@NTLWORLD.COM

12. Site Visit

Can the site be seen from a public road, public footpath, bridleway or other public land? Yes ~~No~~

If the planning authority needs to make an appointment to carry out a site visit, whom should they contact? *(Please select only one)* Agent ~~Applicant~~ Other (if different from the agent/applicant's details)

If Other has been selected, please provide:

Contact name: Telephone number:

Email address:

$Date:: 2010-09-10 #$ $Revision: 2999 $

PIER CAPS

DISCONT

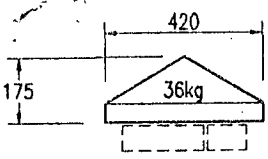

V330

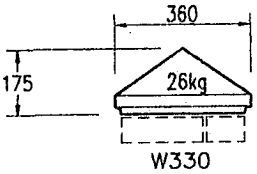

W330

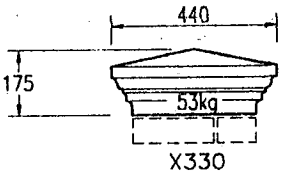

X330

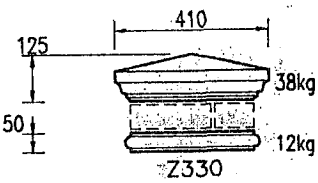

Z330

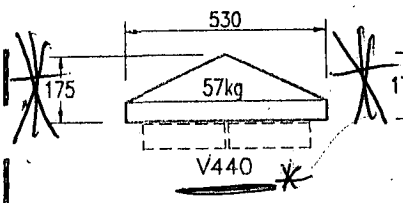

V440 *

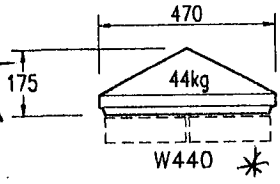

W440 *

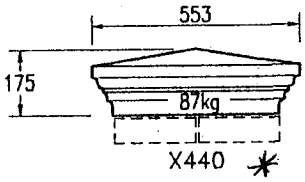

X440 *

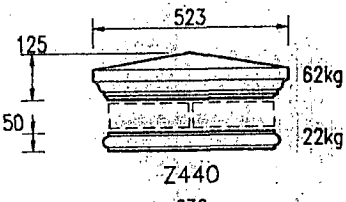

Z440

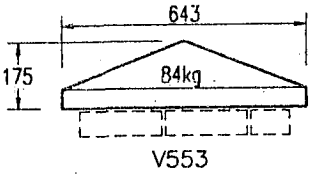

V553

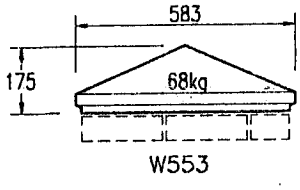

W553

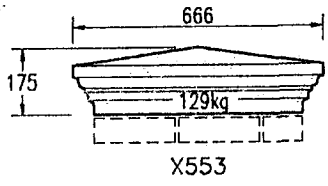

X553

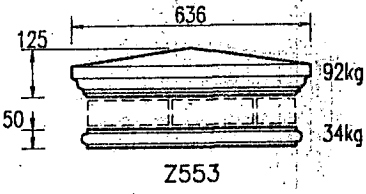

Z553

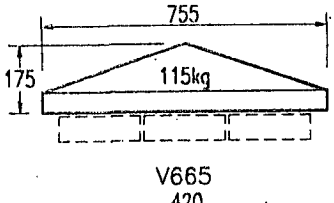

V665

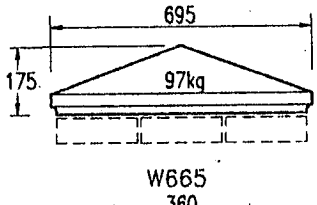

W665

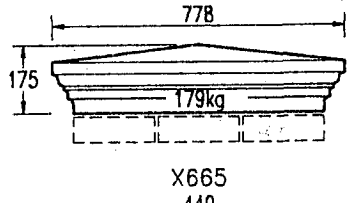

X665

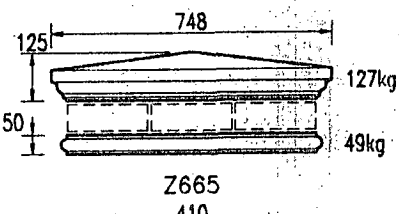

Z665

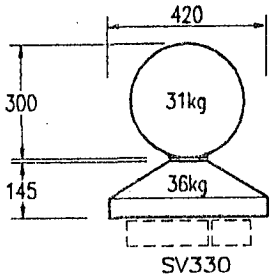

SV330

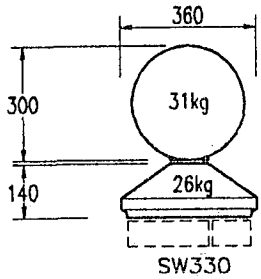

SW330

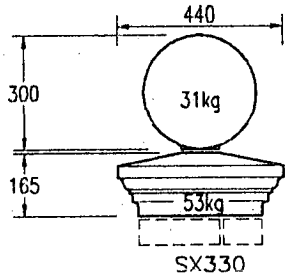

SX330

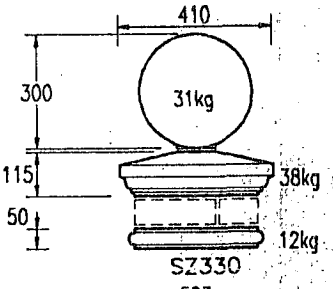

SZ330

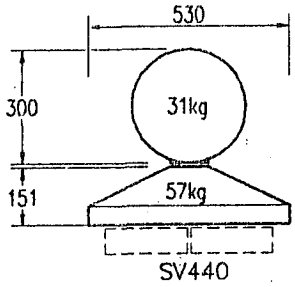

SV440

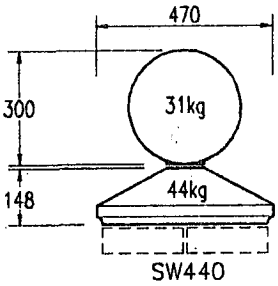

SW440

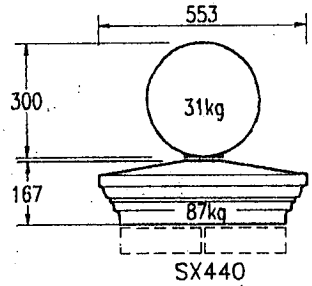

SX440

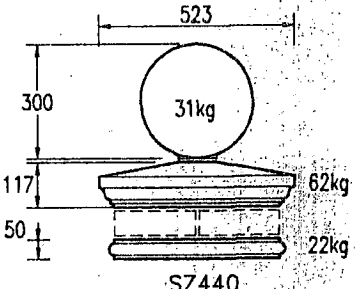

SZ440

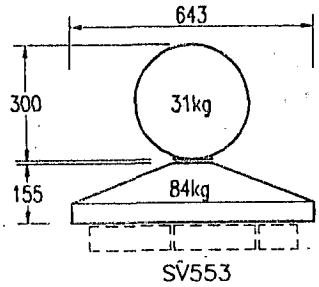

SV553

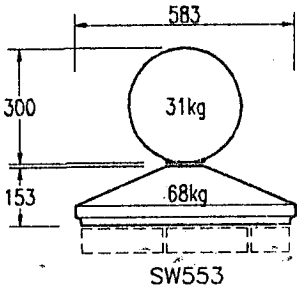

SW553

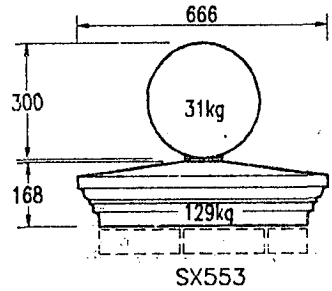

SX553

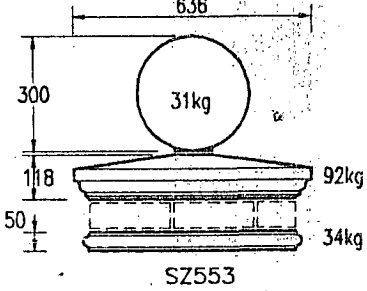

SZ553

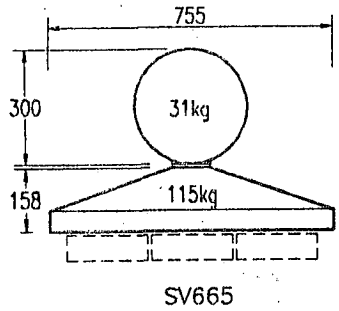

SV665

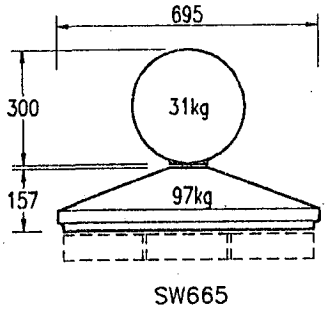

SW665

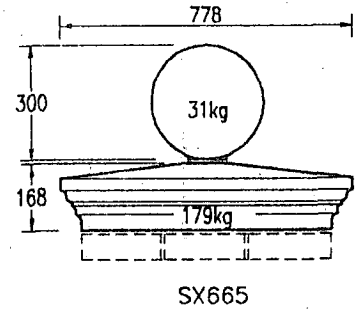

SX665

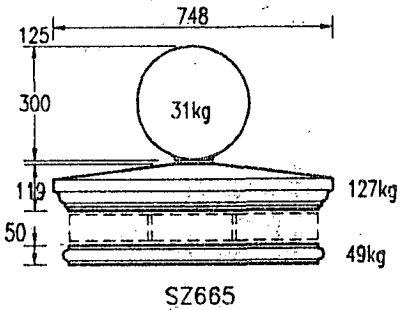

SZ665

THE ABOVE CODES ARE FOR FULL SETS.
ALL SPHERES INCLUDE CONNECTING DOWEL BAR.
USE SUFFIX C FOR COLLAR ONLY, USE SUFFIX S FOR SPHERE ONLY.

JP Naylor & Co. Ltd.

Cad. ref.	K:\JPN-STD\07-PC	Rev.	