

existing rear elevation



proposed rear elevation

SMOOTH RENDER & BRICKWORK DETAILING TO BE AS EXISTING.

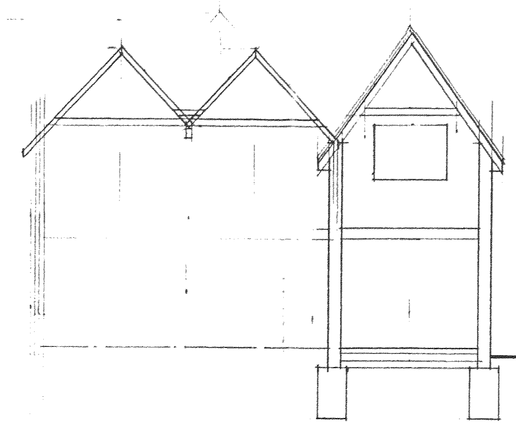

section aa

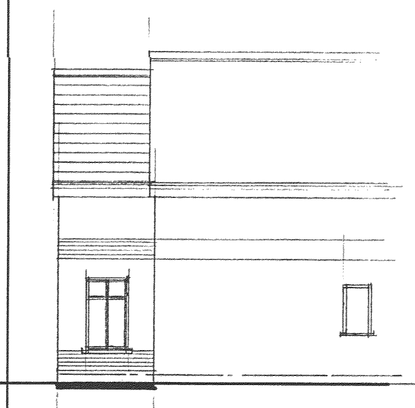

prop: side elev: to no 33

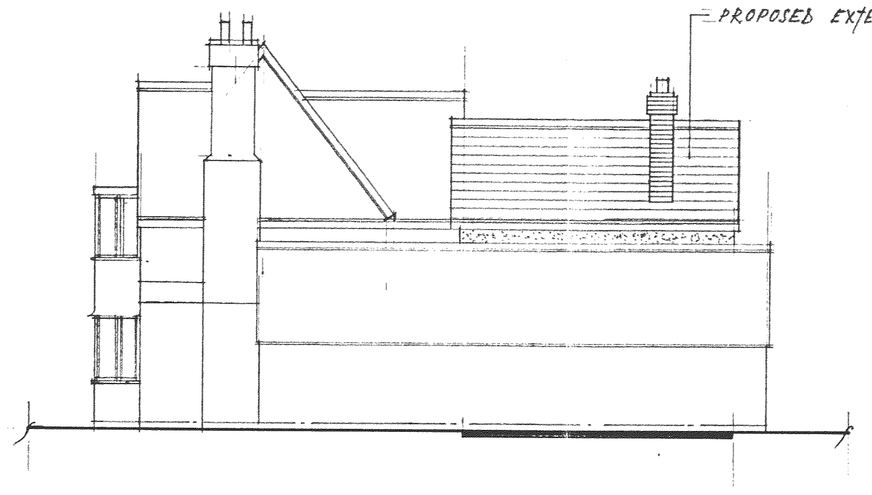

proposed side extension to no 37

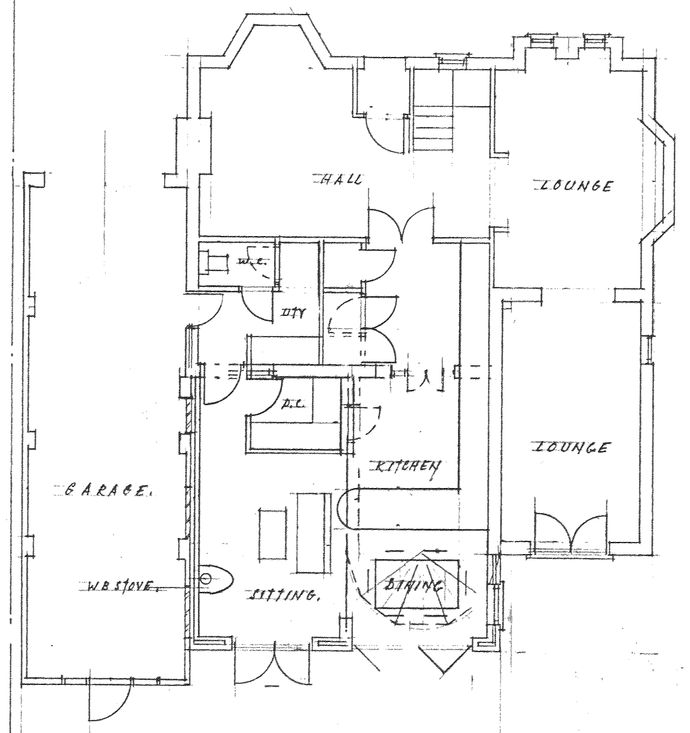

proposed ground floor

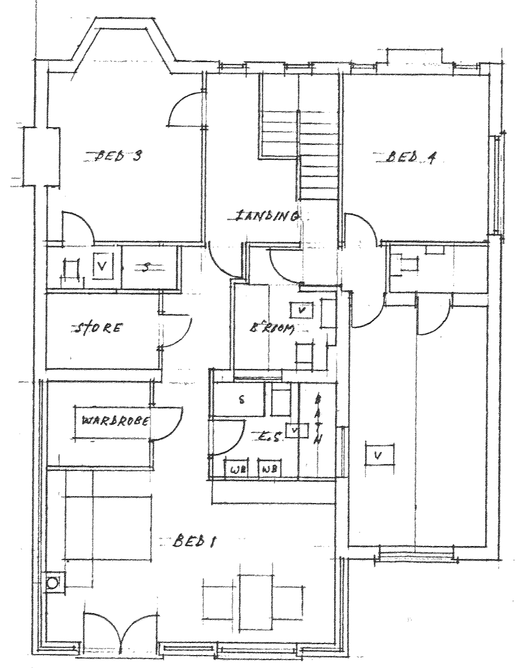

proposed first floor

OPENINGS TO PART L.

FLOOR AREAS: 6.6 × 6.0 × 2 = 79.2 × 25% = 19.80

+ OPENINGS INFO: 1.10 × 1.10 × 4 = 4.84

DOOR. 2.1 × 1.50 = 3.15

ALLOWABLE = 27.79 m²

WE HAVE :-

DOOR 2.7 × 2.1 = 5.67. DOORS: 2.1 × 1.8 × 2 = 7.56.

WINDOW. 1.8 × 1.40 = 2.52. WINDOW 0.9 × 1.80 = 1.62.

VELUX .55 × .78 × 4 = 1.71 TOTAL = 19.08 m² OK.

NOTES:
All dimensions must be checked on site and not scaled from this drawing.

	Date	Revisions
A		

© copyright

DEVELOPMENT SERVICES
16 APR 2009
RECEIVED

Client
MR. P. WITHAM

Job Title
35, SPRINGFIELD ROAD,
HINCKLEY,
LEICS.

Drawing Title
PROPOSED EXTENSION
TO THE REAR OF
DETACHED HOUSE.

234/50

Scale 1:100

Date NOV: 2008

Drawn by D.J. WILKINSON.

Drg. No. 4151 PP 706332

Rev.

JOHN E. WRIGHT 526657

1 pound.

594 × 841mm A1