11/00566/FUL
ES

- TIMBER WINDOW WITH KEYSTONE 'FULL KERF' LINTEL OVER OPENING PROVIDE TOP TRICKLE VENT - 3000 mm² WINDOW IS HEAD GRAVITY OPENING 0.35 m² VENT IC 40mm CLEAR WITH X 736 HEIGHT ALL GLASS TO BE SAFETY GLASS TO BS 6206 1981



FRONT ELEVATION AS PROPOSED 1:100

- CEMENT BEDDED RIDGE TILES TO MATCH EXISTING
- CONCRETE INTERLOCKING ROOF TILES TO MATCH EXISTING
- FACING BRICKS FARMHOUSE TO MATCH EXISTING
- WHITE UPVC DOUBLE GLAZED WINDOW: GLASS TO BEDROOM WINDOW TO BE SAFETY GLASS TO B.S. 6206 - 1981 IE 6.4 LAMINATED OR EQUIVALENT
- PLASTERED PANEL BETWEEN SILL AND WINDOW HEAD



REAR ELEVATION AS PROPOSED

- PROVIDE CODE 5 LEAD FLASHING - CHASED INTO BRICKWORK & DRESSED OVER TILES
- VELUX ROOF WINDOW TYPE GGL - PINE 550 HIGH X 934 WIDE - CENTRE PIVOT OPENING - COMPLETE WITH STANDARD FLASHING
- KEYSTONE PVC TO LINTEL OVER WINDOWS TOP TRICKLE VENTS 4000 mm²



SIDE ELEVATION AS PROPOSED

- UPVC FASCIA/SOFFITS WITH 10mm VENT GAPS
- 100 H.R. GUTTER TO MATCH EXISTING

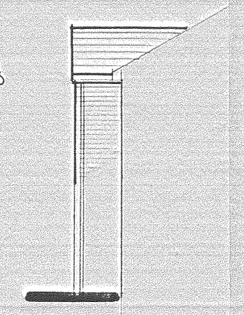

SIDE/END ELEVATION

PLAN NOTES :—

- ALL MATERIALS USED ARE TO BE TO THEIR RELEVANT BRITISH STANDARD AND OR CODES OF PRACTICE
- IT IS ASSUMED THAT THE EXISTING GROUND IS SATISFACTORY TO ALLOW NORMAL FOUNDATION CONSTRUCTION
- THE CONSTRUCTION OF THE SUBSTRUCTURE & DRAINAGE IS TO BE TO THE COMPLETE SATISFACTION OF THE BUILDING INSPECTOR
- IT IS ASSUMED THAT NO PUBLIC SEWER OR DRAIN IS SITUATED ON THE SITE
- ALL PLUMBING WORK IS TO COMPLY WITH B.S.E.N 12056 (2000) AND ALL HOT AND COLD SERVICES ARE TO BE EXTENDED FROM EXISTING
- GLAZING IS TO COMPLY WITH PART N1 OF THE BUILDING REGULATIONS AND THE WINDOW SUPPLIER MUST BE A REGISTERED MEMBER OF "FENSA". ALL UNITS TO BE DOUBLE GLAZED WITH SEALED UNITS WITH 16MM AIR GAP ARGON FILLED AND .1 LOW E COATINGS APPLIED, GIVING A U VALUE OF 1.6 AND A CERTIFICATE OF COMPLIANCE MUST BE OBTAINED FROM THE SUPPLIER ON COMPLETION
- ELECTRICAL WORK IS TO MEET THE REQUIREMENTS OF PART P ; ELECTRICAL SAFETY OF BUILDING REGULATIONS & MUST BE DESIGNED, INSTALLED AND TESTED BY A PERSON COMPETANT TO DO SO IE MEMBER OF NICEIC ; ELECSA LTD OR SIMILAR APPROVED BY LOCAL AUTHORITY PRIOR TO COMPLETION OF WORK. AN APPROPRIATE B.S. 7671 ELECTRICAL INSTITUTE CERTIFICATE MUST BE ISSUED TO THE COUNCIL BUILDING CONTROL DEPARTMENT



GROUND FLOOR PLAN AS PROPOSED 1:50

- PROVIDE EXTRACT UNIT IN KITCHEN : MIN CAPACITY 60 LPS P22 SEC
- PROVIDE LOW ENERGY LIGHTS AS NECESSARY @ 13 AMP SOCKET OUTLETS AS REQUIRED BY CLIENT
- MAKE EXISTING SINK UNIT AND EXTEND EXISTING 38mm DIA WASTE D.S. TRAP & CONNECT INTO THE EXISTING SOIL & VENT PIPE
- INSULATE THE EXISTING HALF BRICK WALL BETWEEN THE GARAGE AND KITCHEN EXTENSION USING : 50mm CELOTEX TB 3000 WITH TAPED JOINTS TO ACT AS V.C.L WITH 50mm THICK X 50mm VERTICAL BATTENS AT 600mm MAX CENTRES WITH 12.5mm PLASTERBOARD & SKIM FINISH GIVING A U VALUE OF 0.28 W/m²K
- SKIRTINGS / ARCHITRAVES / ETC TO MATCH EXISTING

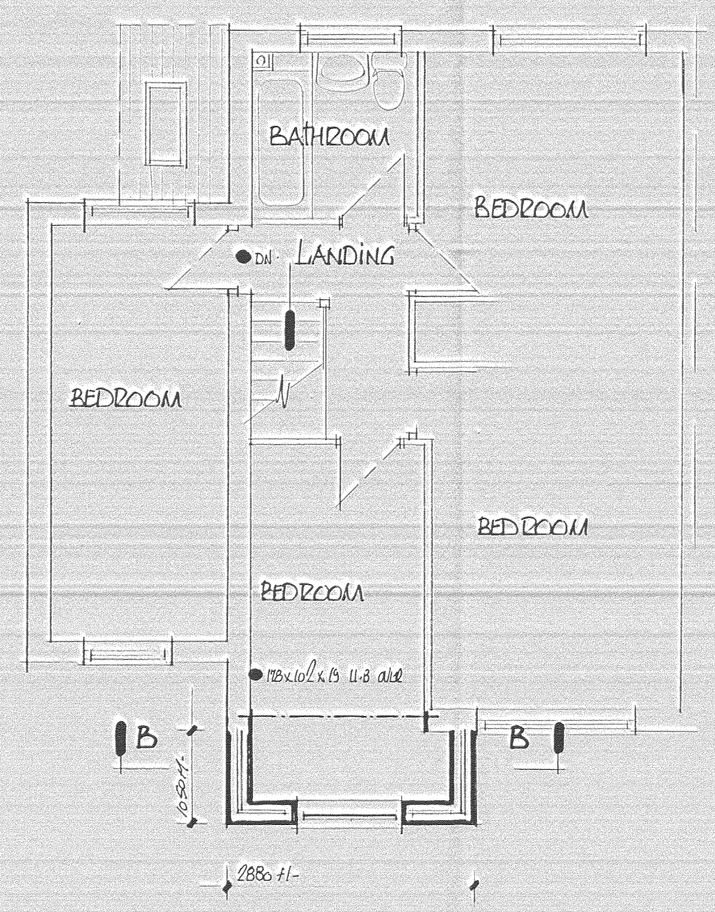

FIRST FLOOR PLAN AS PROPOSED 1:50

- PROVIDE PRE-CAST CONCRETE LINTELS TO BRICKWORK WHERE DRAIN RUN
- ANY DRAINS RUNNING UNDER KITCHEN EXTENSION MUST BE ENCASED & CLIPE IN ISO 22mm MINERAL
- PROVIDE RODDING EYE AT BOTH SIDES OF BRICKWORK WHERE DRAIN RUN TO PREVENT VERMIN ENTRY
- ALL DRAINAGE WORK IS TO BE TO THE COMPLETE SATISFACTION OF H.B.B.C BUILDING INSPECTOR

- 100 x 76 TOP PITCHING PLATE BEDDED INTO BRICK WALL
- CONC. INTERLOCKING ROOF TILES ON BATTENS ON TYVEK 'SUPRO' BREATHABLE MEMBRANE ON 150 X 38 C16 RAFTERS AT 400 MAX CRS
- PROVIDE DOUBLE RAFTERS @ EACH SIDE OF VELUX WINDOW 100 x 75 BEDDED WALLPLATE
- BAT GRIP STRAPS @ RAFTER ENDS SECURED TO BOTH WALLPLATE AND BRITMAC
- GROUND FLOOR CONST: 38 S.C. SCREED ON 100 CONCRETE ON 100 STYLO FOAM 'FLOORMATE' INSULATION WITH 10 mm THICKNESS TO EXPOSED CONCRETE EDGES ON 1000 GAUGE POLY D.P.M ON 150 SAND BLINDED HARDCORE FILL



CROSS SECTION A A 1:50

- INSULATION TO SLOPING SOFFIT TO BE 100mm CELOTEX GA 4000 BETWEEN RAFTERS THE BOTTOM OF INSUL. IS TO BE LEVEL WITH THE BOTTOM OF THE RAFTERS WITH 38mm CELOTEX LINTOP RAFTERS WITH 38mm THICK X 50mm WIDE TIMBER BATTENS AT 600 mm CENTRES TO CREATE AIR SPACE WITH 9.5 PLASTERBOARD & SKIM CEILING : GIVING A U VALUE OF 0.18 W/m²K.
- ROOF INSULATION IS TO OVERLAP CAVITY WALL INSUL.
- PROVIDE LATERAL RESTRAINT TO ROOF TIMBERS AT 1000 MAX CRS
- ASSUS FELT D.P.C WITH 2 no BEDDED BELOW UNDER :
- CONC. CAVITY FILL IS WITHIN 225mm OF D.P.C
- D.P.M IS BE LAPPED INTO D.P.C
- FOOTINGS CONC FOUNDATION MIN DEPTH AS LABC OFFICER INSTRUCTIONS



CROSS SECTION B B. 1:50

- CONCRETE INTERLOCKING ROOF TILES ON TREATED BATTENS ON BREATHABLE FELT ON 100 x 38 C16 RAFTERS AT 400 MAX CRS
- FIXING RIDGE BOARD
- TIMBER LAYER BOARDS WITH CLIPS & LOAD SPREADERS
- PROVIDE LATERAL RESTRAINT TO ROOF TIMBERS AT 1000 MAX CRS
- BAT GRIP STRAPS @ RAFTER ENDS SECURED BOTH WALLPLATE & BRICKWORK
- CEILING : 9.5 PLASTERBOARD & SKIM ON 100 x 38 C16 CEILING JOISTS AT 400 MAXIMUM CRS
- 100 GLASS WOOL TO ROOF TO LAID BETWEEN JOISTS WITH 100 THICKNESS IN CROSSE DIRECTION
- FLOOR INSUL TO OVERLAP CAVITY WALL INSULATION
- FIRST FLOOR CONSTRUCTION : 22mm T & G CHIPBOARD FLOORING GLUED CHIPBOARD ON 100 x 38 C16 JOISTS @ 400 MAX CRS WITH 100 BLANKET ROLL ON PLASTERBOARD LAID BETWEEN JOISTS AND 12.5mm PLASTERBOARDS & SKIM CEILING



ROOF PLAN 1:100

AMENDMENT A : WINDOW DESIGN ALTERED : 05 09 2011

PROPOSED EXTENSIONS TO EXISTING HOUSE FOR MR & MRS D. GREWCOCK

2 BROOKSIDE, BARLESTONE, WARKS, CV13. ONL.

SCALE :	DATE :	DRAWN BY :
1:50 & 1:100 AT A1 SIZE	JULY 2011	P B

DRAWING NUMBER: 1063/02 A

Peter Barnwell Limited
Building Surveyor
Peter Barnwell ACIOB.
22 Norfolk Road,
Desford, Leicester, LE9 9HR.
01455 823816