

HINCKLEY - PH7



LEGEND

- | | |
|--|---|
| | EXISTING VEGETATION
To be removed |
| | EXISTING HEDGES
With Root Protection Area
To be retained |
| | PROPOSED TREES
Select/Standard/Heavy Standard
See Schedule |
| | SPECIMEN PLANTING
See Schedule |
| | ORNAMENTAL HEDGE
See Schedule
TOTAL LENGTH: 60m |
| | NATIVE HEDGE
See Schedule
TOTAL LENGTH: 391m |
| | PROPOSED PLANTING
Shrubs/Herbaceous/Grasses
See Schedule |
| | TURF
TOTAL AREA: 2130m ² |
| | AMENITY GRASS AREA
Emergents EQ22 sown at 25g/m ²
Kelp moves short to 400mm
TOTAL AREA: 4155m ² |
| | WILDFLOWER MEADOW
Emergents EQ5 sown at 4 g/m ²
Kelp moves short to 400mm
TOTAL AREA: 1925m ²
<small>(dividing quadrant to be retained and managed
See Schedule to 1925m² net above)</small> |
| | NATIVE BUFFER MIX
See Schedule
TOTAL AREA: 130m ² |
| | MARGINAL MIX
See Schedule
TOTAL AREA: 921m ² |
| | GRAVEL
down of Stone over Membrane
TOTAL AREA: 30m ² |

DRAWING NOTES

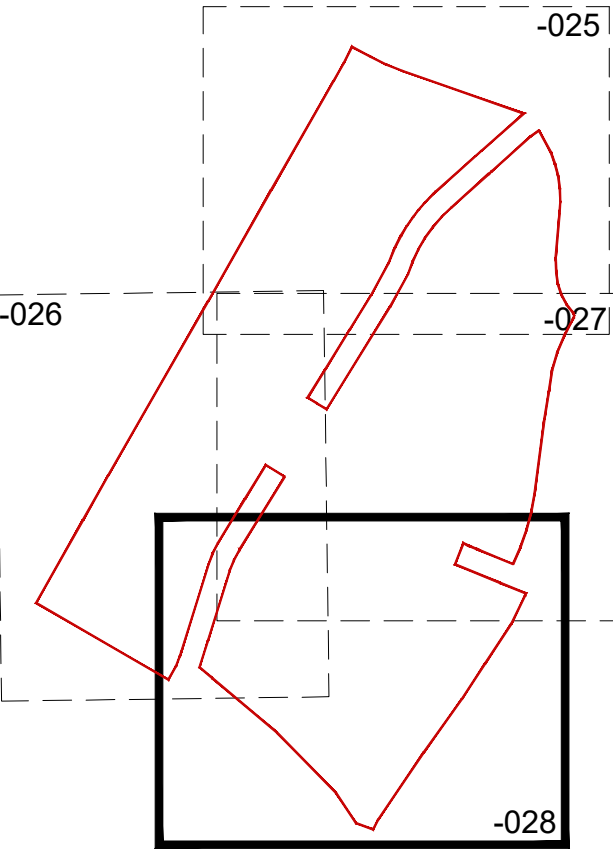
THIS DRAWING IS TO BE READ IN CONJUNCTION WITH SEPARATE GROUP / SITE SPECIFIC CONSTRUCTION NOTES AND MATERIALS SPECIFICATION.

DRAWING NOTES




- All tree and shrub introductions by project must be done in consultation with the project Structural Engineer to ensure that foundation design accords with the specifications set out in Chapter 4 of the NHBC Standards.
- The landscape contractor must ensure that all plant material is planted in the locations shown and with NO SUBSTITUTIONS made without consulting the Group Landscape Design Department. It is the Landscape Contractor's responsibility to ensure that all underground services have been located and advanced of free pit excavation so that no services are damaged by the planting.
- Any changes to tree positions, species or specifications must be approved by the Group Landscape Design Department. Underground service strips are to be kept free of all plant material.
- Contractors must comply with all Health and Safety regulations and be aware of project/site specific information including referring to the information set out in the CDM drawings.

SHEET LAYOUT LOCATION PLAN

NOT TO SCALE




CDM LEGEND

Symbol.	Brief description of risk.
	Caution overhead / underground services.
	Sewer easement.
	Trees have protection order in place, guarding required.

NOTES:

Principal contractor to ensure all health and safety procedures are being correctly followed in relation to all temporary works.



PLOT NUMBER
SHEET REF.

024; 1-27, 30-35, 109-111, 114, 118-127
025; 29-31, 36-59, 60-79
026; 27-32, 43-48, 97-117, 88-92, 60-75
027; 60-63, 70-78, 80-96,

FOR SPECIFICATION,
PLANTING DETAILS &
SCHEDULE SEE DRAWING
EM100-LS-029

Revision	Date
A	Updated to show LEAP
B	Updated POS on northern boundary
C	Revised POS on southern boundary
D	Updated landscaping to latest site layout
E	Revised POS on northern boundary
F	Revised Red Line Boundary
G	Updated to latest layout.

Job. SITE LANDSCAPING -
FITCHETT

Title. **Site Landscaping**

Scale. 1:200 @A0	Drawn. RB
------------------	-----------

Date. March 2025	Checked. PmJ
------------------	--------------

THIS DRAWING AND THE BUILDING WORKS DEPICTED ARE THE COPYRIGHT OF J.S.BLOOR (SERVICES) LIMITED AND MAY NOT BE REPRODUCED OR AMENDED EXCEPT BY WRITTEN PERMISSION. NO LIABILITY WILL BE ACCEPTED FOR AMENDMENTS MADE BY OTHER PERSONS



J S BLOOR (SERVICES) LIMITED
ASHBY ROAD, MEASHAM, SWADLINCOTE,
DERBYSHIRE DE12 7JP
TELEPHONE 01530 270100 FACSIMILE 01530 272006

Drawing No.

EM100-LS-028c