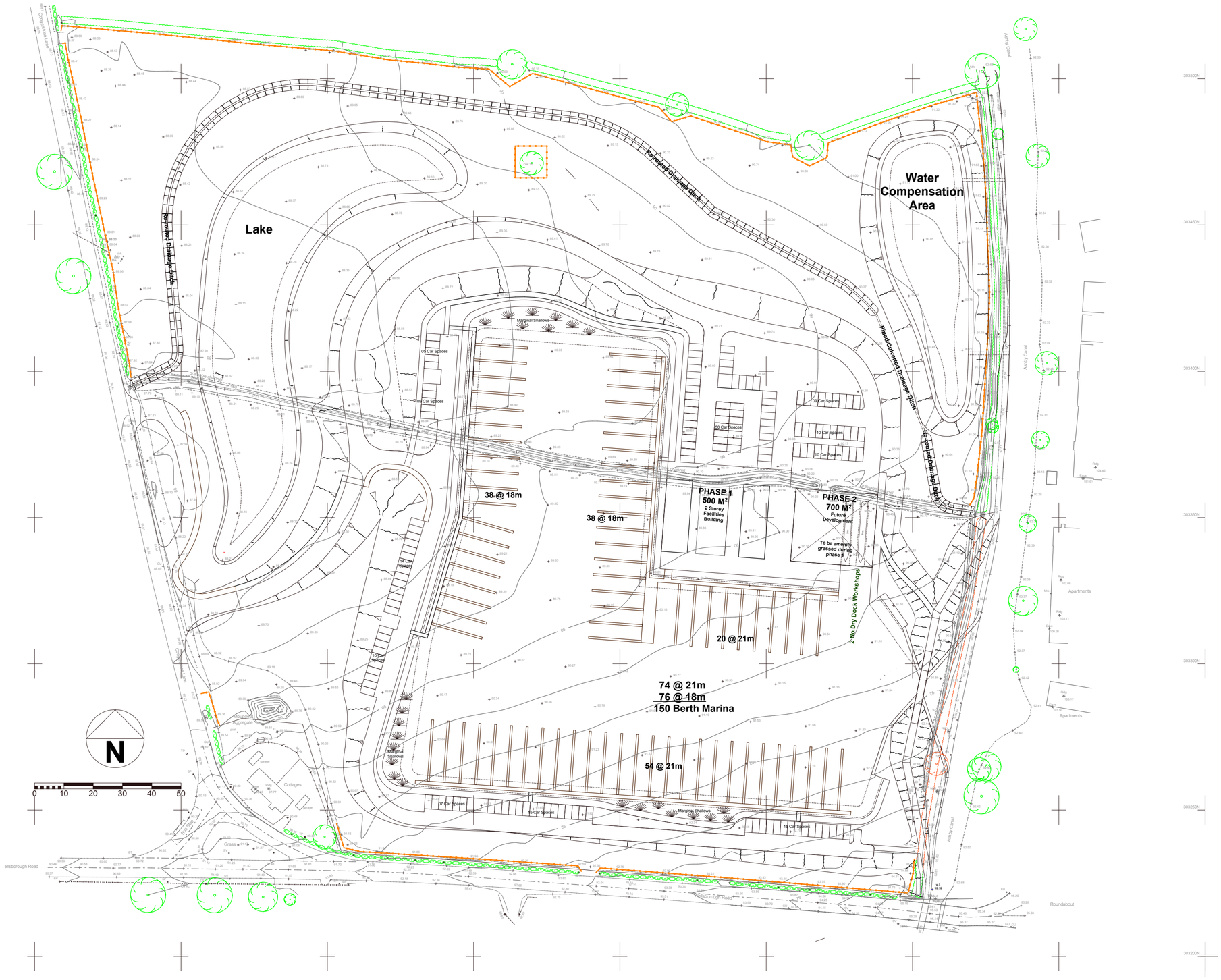

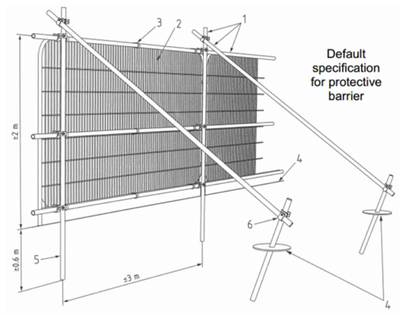

Key

1. Standard scaffold pole
2. Heavy gauge 2m tall galvanised tube and welded mesh infill panels
3. Panels secured to uprights and cross-members with wire ties
4. Ground level
5. Uprights driven into the ground until secure (minimum depth 0.6m
6. Standard scaffold clamps

BS 5837:2012 Fig 2 (Default specification for protective barrier)

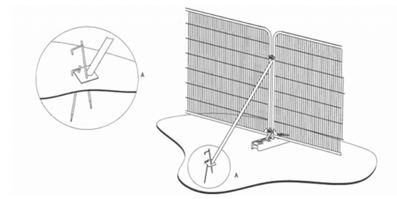

a) Stabilizer strut with base plate secured with ground pins

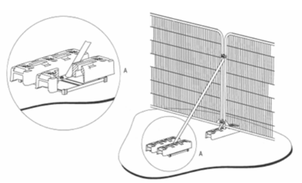

b) Stabilizer strut mounted on block tray

BS 5837:2012 Fig 3 (Above ground stabilising systems)

Existing hedges/trees retained

Existing hedges/trees removed

Tree & root protection fencing

Rev	Description	Edited	Date
C	Tree protection details updated.	DJJ	06.03.13
B	Plan updated to suit final agreed site layout following meeting with LPA.	DJJ	21.01.13
A	Portion of South-Western hedgerow removed on drawing to reflect current site	DJJ	29.11.12

GJP MARINA DEVELOPMENTS LTD

Great Haywood Marina, Mill lane, Great Haywood.
Staffordshire, ST18 ORQ

Tel: 01889 883 714
Fax: 01889 883 715
Email: info@gjpmarinas.co.uk
Web: www.gjpmarinas.co.uk

GJP marina developments ltd

CLIENT	H. Trivett
PROJECT	Market Bosworth Marina Congerstone Lane, Market Bosworth .
DRAWING	Proposed Tree Protection Plan

SCALE	DRAWN	DATE	DRG. NO.	REV
1:1000@A2	DJJ	04/09/12	6094-006	C

All dimensions to be checked on site before work is commenced. Do not scale from this drawing. This drawing is copyright and must not be reproduced without consent.