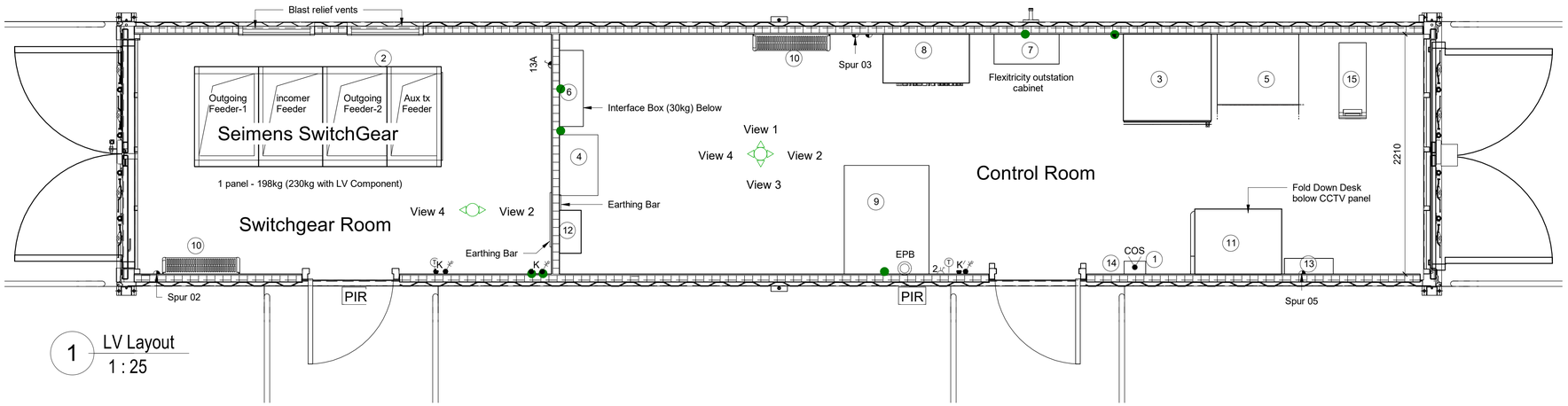

1 LV Layout
1 : 25

KEY TO LVAC NUMBERS

1. Change Over Switch (3kg)
2. Seimens SwitchGear
3. G99 Meter (300kg) (Mark Optional)
4. EBAC CD30E Dehumidifier With Trace Heated Condensate Drain To Be Connected Into Downward Pipe (25kg)
5. 110V DC Battery Charger (325kg)
6. Marshalling Box (20kg)
7. Flexitricity Outstation Cabinet
8. LVAC Board (305kg)
9. Client SCADA Panel
10. 3.0kW Fan Heater (3.9kg)
11. CCTV (30kg)
12. Bacman PQM Meter (300kg) (Mark Optional)
13. Fire Detection Panel
14. Generator Socket
15. UPS (84kg)

NOTES:

Key To LVAC Symbols

- Twin 70W Batten Fluorescent Luminaire With Integral Emergency
- Twin 70W Batten Fluorescent Luminaire
- Single Gang Key Switch
- Single Gang Light Switch
- 13A Twin Switched Socket Outlet
- 13A Switched Fused Spur
- 125A Generator Socket
- Change Over Switch
- PIR Activated Floodlight
- Thermostat & Temperature Boost Button

Key To LVAC Symbols

- Emergency Push Button
- Change Over Switch
- 20mm Galvanized Steel Conduit
- Single Gang Key Switch
- Single Gang Light Switch
- 13A Twin Switched Socket Outlet
- 13A Switched Fused Spur
- 13A Unswitched Fused Spur
- Thermostat &Temperature Boost Button
- 50mm Wide Trunking
- 150mm Wide Cable Tray

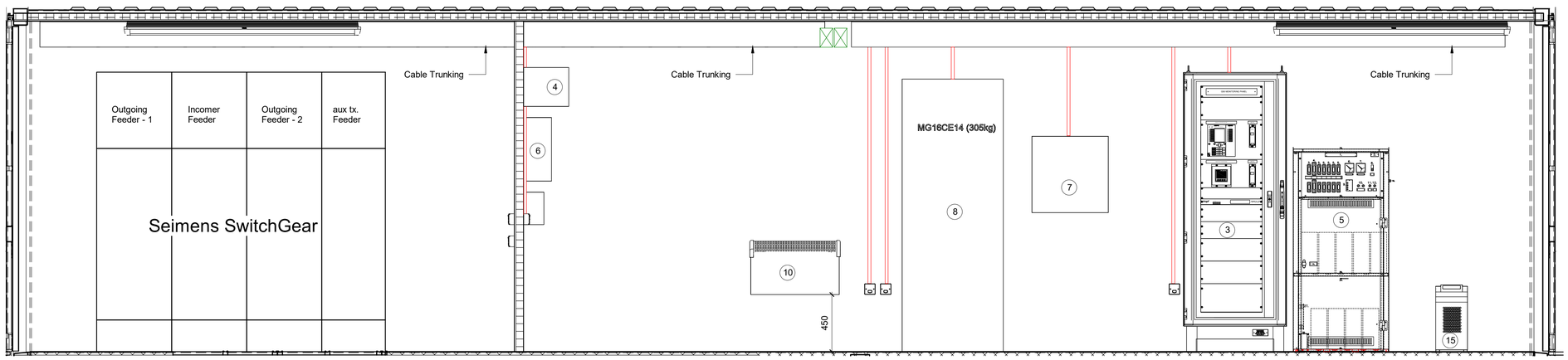

2 Switchgear Room View 1
1 : 20

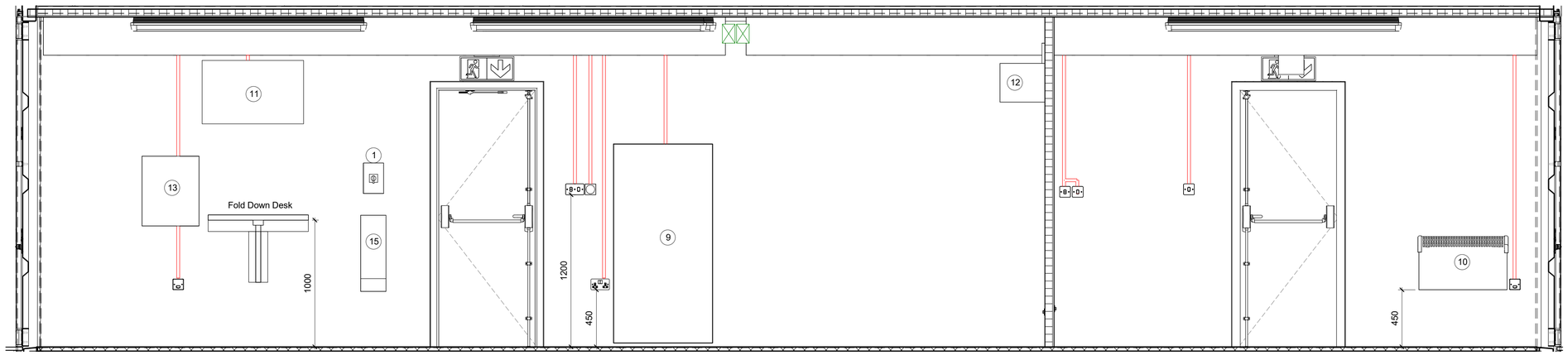

4 Switchgear Room View 3
1 : 20

Revision Number	Revision Date	Revision Description	Drawn/ Checked	Approved By
REV01	08.05.2025	Foundation Amended	PR/VA	AA
REV00	06.02.2022	Original	PR/VA	AA

Revision Schedule

1:10 0 100mm 200mm 300mm 400mm 500mm 600mm 700mm 800mm 900mm 1m
1:20 0 400mm 800mm 1200mm 1600mm 20m
1:50 0 1m 2m 3m 4m 5m
1:100 0 1m 2m 3m 4m 5m 6m 7m 8m 9m 10m

Do not scale from this drawing

All reasonable care and diligence has been taken in the accuracy & content of this drawing. g2 Energy advises that care is taken if you should scale items from this drawing. g2 Energy should be consulted prior to the re-use of this drawing.

No part of this drawing may be reproduced , transcribed, stored in a retrieval system or transmitted in any form or by any means either electronic, mechanical, photocopying, recording or otherwise without the prior written permission of the copyright owner.

© 2025 Copyright of G2 Energy - A Mitie Business. All Rights Reserved.

A MITIE BUSINESS

Olney Office Park
1 Osier Way, Olney
Buckinghamshire MK46 5FP
United Kingdom

Telephone: 01234 482 482
Email: g2energy@mitie.com
Website: g2energy.co.uk

Project Number:	P04003
Project Title:	ASTON FLAMVILLE
Client(s):	ELGIN
Project Issue Date:	AUG 2025
Drawn By: PR	Checked By: VA / Approved By: AA
Drawing Number: P04003-G2E-XX-DR-C-3410	Rev: REV01
Drawing Name: 40ft Client Container - LV Layout	
Sheet Print Stamp:	
Scale: As indicated @ Paper Size: A1	
Drawing Status:	PRELIMINARY