D.C.PLAN

All electrical work required to meet the requirements of Part P (Electrical Safety) must be designed, installed, inspected and tested by a person competent to do so.

Prior to completion the Council should be satisfied that Part P has been complied with. This may require an appropriate BS 7671 electrical installation certificate to be issued for the work by a person competent to do so.



EXISTING GROUND FLOOR PLAN

LOUNGE EXTENSION :- CAVITY WALL, OUTER BRICKS TO MATCH EXISTING.
PITCHED ROOF :- PITCH + TILES TO MATCH EXISTING
FOUNDATIONS :- 1m DEEP x 600mm WIDE.
FLOOR :- INSULATED FLOOR ON CONCRETE.
ALL ABOVE TO BE CARRIED OUT ON BUILDING NOTICE
ALL WORKS TO L.A. SATISFACTION.

BOUNDARY WALLS SUBJECT TO PARTY WALL ACT !!

* EXIST. DOOR UNIT REMOVED, EXISTING LINTEL OVER TO BE CHECKED FOR SUITABILITY. REPLACE IF NECESSARY TO L.A. SATISFACTION



PROPOSED GROUND FLOOR PLAN

PROPOSED CONSERVATORY / LOUNGE EXTENSION

AT

No 5 THE BEECHES
OFF COWPER ROAD
BUDBRAGE

SCALE :- 1/100

NOTES !!

CONSERVATORY :- POLYCARBONATE SHEETS / UPVC AND SAFETY GLAZING TO BS 6206 ON BRICK WALL TO BE SUPPLIED AND INSTALLED BY SPECIALISTS.
WALLS :- OUTER :- 102 FACING BRICKS TO MATCH EXISTING. 50mm CAVITY TO HAVE 50mm TRITHERM OR ROCKWOOL INSULATION IF REQUIRED BY CLIENT / INNER :- 100mm CELCON BLOCK OR LIKE STD BLOCK PLASTER FINISH / FACE. WALL TIES TO BE STAINLESS STL.
FLOOR :- FINISH TO CLIENTS CHOICE ON 65mm SAND / CEMENT SCREED ON 125mm CONC BASE. 1200G POLYTHENE D.P.M TURNED UP AT SIDE EDGES TO LAP WALL D.P.C ON 50mm SAND BLINDING AND MIN 100mm CONSOLIDATED HARD CORE BED.
D.P.C. PROVIDE HORIZONTAL D.P.C MIN 150mm ABOVE GROUND LEVEL AND VERTICAL D.P.C TO ALL WINDOWS + DOORS.
BRICKS BELOW D.P.C :- TO BE CLASS 'B' ENGINEERING BRICKS
FOOTINGS :- CONCRETE :- 1:2:6 600mm WIDE x 200mm THICK AT MIN 1M DEEP TO LOCAL AUTHORITY SATISFACTION OR TO MANUFACTURERS RECOMMENDATIONS.
STORM DRAINAGE :- 100mm GUTTERING TO 75mm RWP TO EXIST STORM DRAIN RUN OR SUITABLE SOAKAWAY TO LOCAL AUTHORITY SATISFACTION.
ALL NEW DRAIN RUNS :- TO BE 100mm DIA FLEXIBLE JOINTED PIPES EMBEDDED IN 150mm PEA GRAVEL BED. ALL DRAINS WITHIN 1M OF CONSERVATORY TO BE ENCASED IN 150mm CONC SLEEVE. ANY DRAINS PASSING THRO' WALLS OF CONSERVATORY TO BE BRIDGED WITH CONC LINTEL
ALL DIMENSIONS / SERVICE / DRAIN RUNS + DETAIL TO BE CHECKED ON SITE BY BUILDER PRIOR TO COMMENCEMENT OF WORKS. BUILDER TO CARRY OUT ALL WORKS TO LOCAL AUTHORITY SATISFACTION AND ACCEPT DESIGN LIABILITY. THIS DRAWING IS FOR PLANNING / BUILDING REGS PURPOSES ONLY AND NOT A FULL WORKING DRAWING



EXISTING REAR ELEVATION



EXISTING SIDE ELEVATION
ARROW 'A'

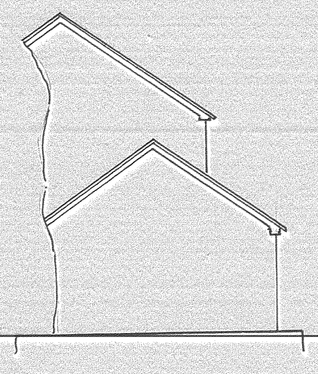

EXISTING SIDE ELEVATION
ARROW 'B'



PROPOSED REAR ELEVATION



PROPOSED SIDE ELEVATION
ARROW 'A'

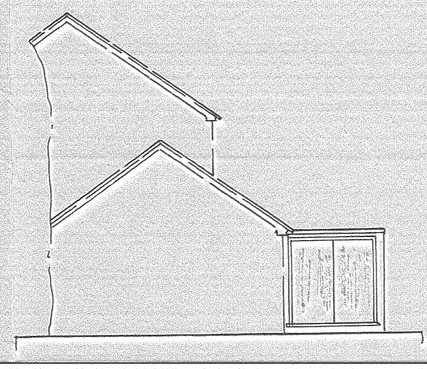

PROPOSED SIDE ELEVATION
ARROW 'B'