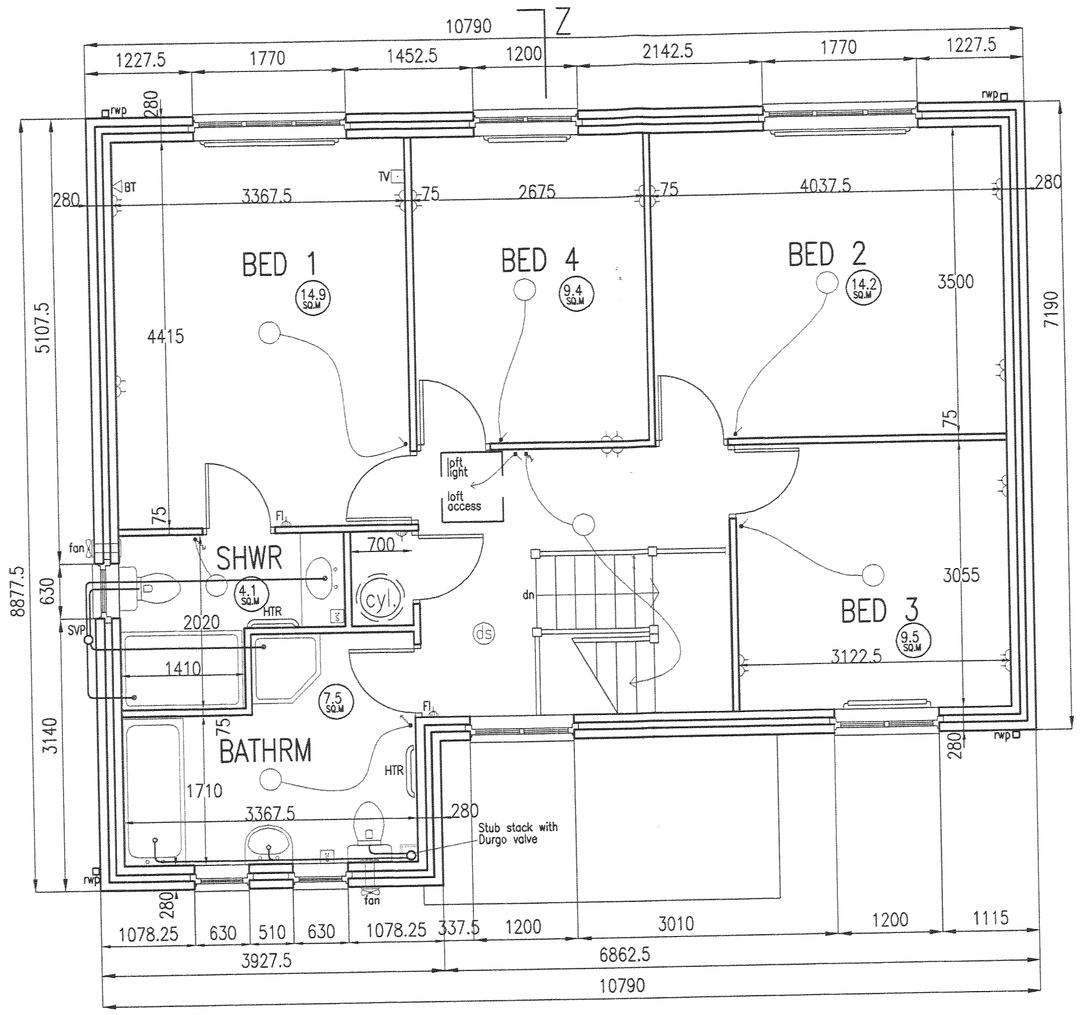

FIRST FLOOR PLAN

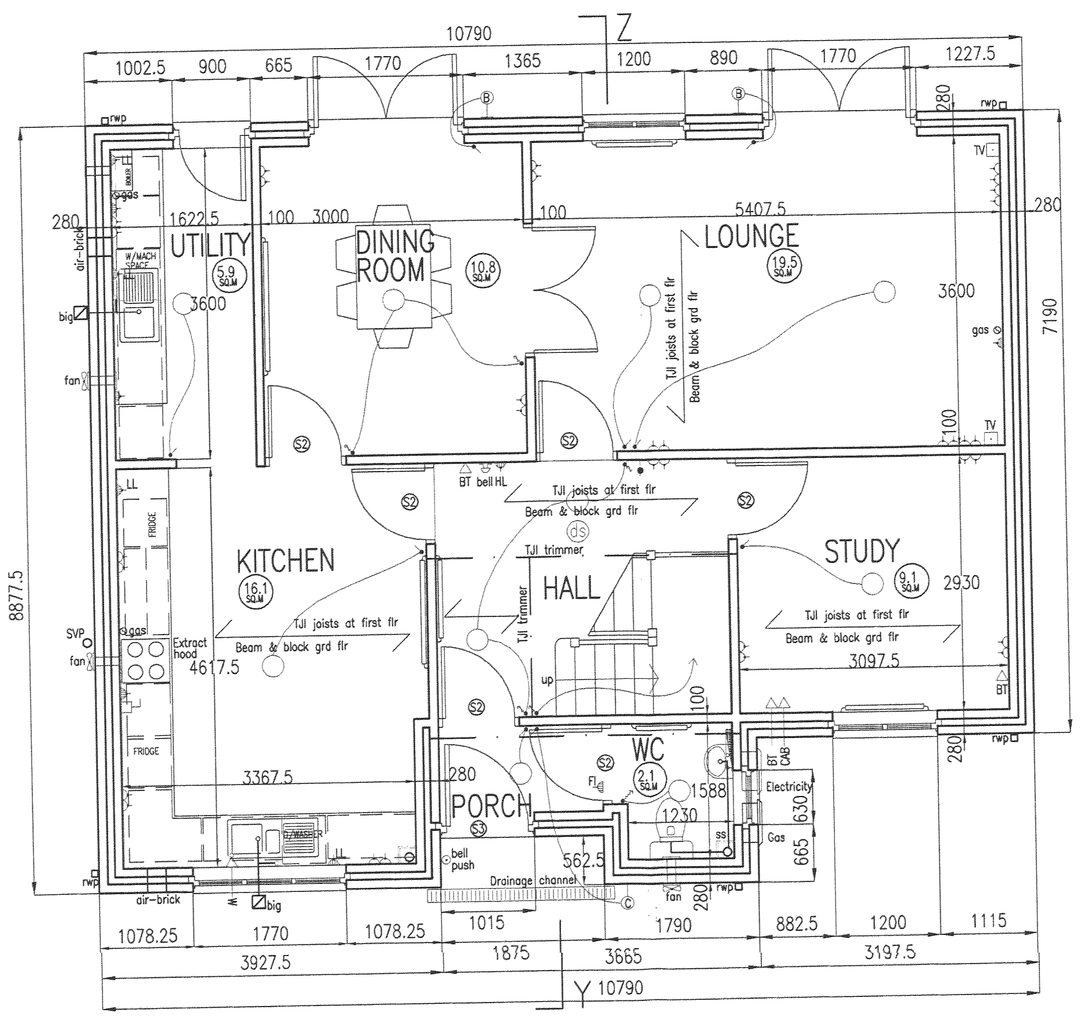

GROUND FLOOR PLAN



REAR ELEVATION

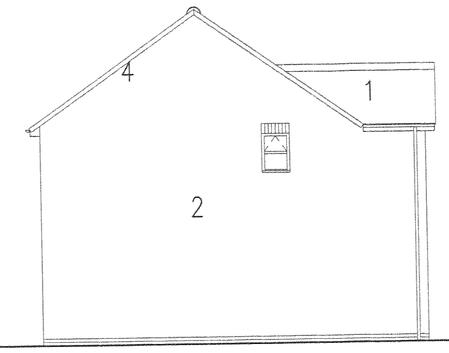

SIDE ELEVATION

1 – Concrete roof tiles
2 – Facing brickwork
3 – Brick soldier course
4 – Cloaked verge
5 – Corbelled brick verge
6 – Raised DPC & splashcourse
7 – Ventilation tiles



FRONT ELEVATION

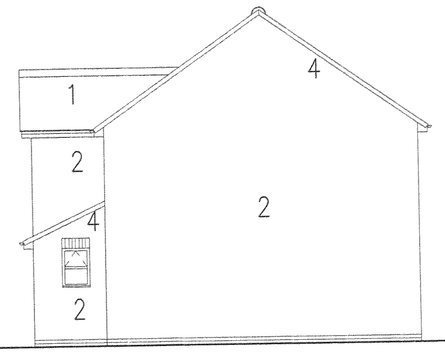

SIDE ELEVATION

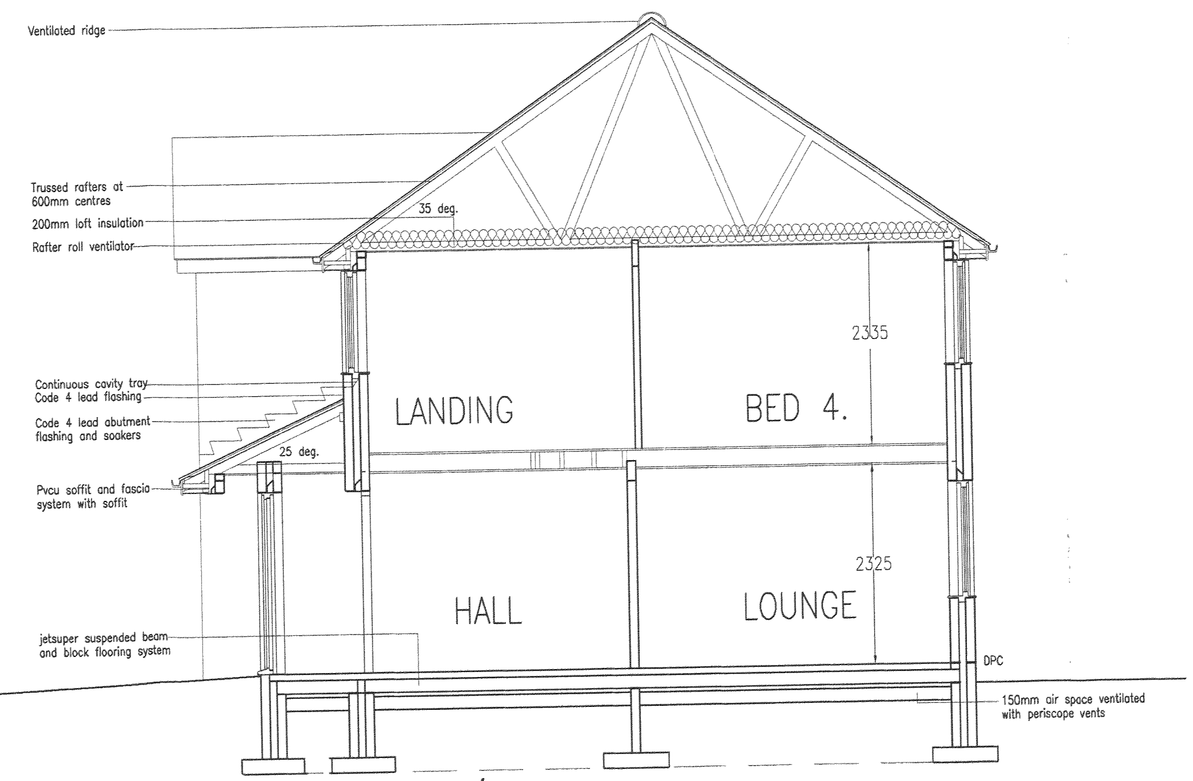

SECTION Y/Z

Do not scale. Use only written dimensions. Contractors must verify all dimensions before starting work and any discrepancies to be reported to Paul Cleaver, Architect
© This drawing including the design and technical information contained in it remains the copyright of Paul Cleaver, Architect

Notes

DOOR SIZES

Code	Door leaf	Structural opening
S1	2040 x 726	810
S2	2040 x 826	910
S3	2040 x 926	1010

legend.

- distribution fuseboard
- single switched socket outlet
- double switched socket outlet
- switched spur
- light switch
- 2 way light switch
- cord pull switch
- cooker switch
- door bell sounder & transformer
- bell push
- Television Aerial point
- Telephone point
- shaver socket
- thermostat
- back inlet gulley
- rainwater pipe
- fluorescent light fitting
- pendant light fitting / batten holder
- wall light bulkhead fitting
- smoke detector
- earth
- wall mounted fan
- ceiling mounted fan
- gas point
- boiler
- hot water cylinder
- radiator

Revisions

A – Dimensions adjusted. 9/10/00

B – Alterations to Bathroom, ensuite Shower Room & Beds 1 & 4. 19/02/04

C – Minor modification to Bathroom & Shower Room. 10/03/04

D – Front entrance revised. TJI joists substituted. 6/05/04

E – Conservatory added at rear.(Plot 25) 20/07/06

F – Single front entrance door indicated on front elevation. 21/07/08

RECEIVED

Project FERNDALE DRIVE
PHASE 2
RATBY

Client CAWREY HOMES

Drawing KNAPTON (Plot 2)

Draw No. 00/726/KNA1	rev F	Drawn MAB
Scale 1:50 1:100	Date 29/10/99	Check

ARCHITECT
28 RAWSON STREET
LEICESTER LE1 6UP
TEL. 0116 253 6305
FAX. 0116 255 3347
MOB. 07771 912652
info@paulcleaver.co.uk

PAUL CLEAVER