Compton Buildings Station Works, Fenny Compton, Southam, Warwickshire CV47 2XB
Telephone: 01295 770291 Facsimile: 01295 770748 e-mail: sales@compton-buildings.co.uk www.comptonbuildings.co.uk

What's included

Compton

All of the features shown here come as standard. This is why the Flat range is such good value. So even if you decide against the many optional extras that are so easy to add on, you'll have a tough, long-lasting and smart space for parking, storage or work.

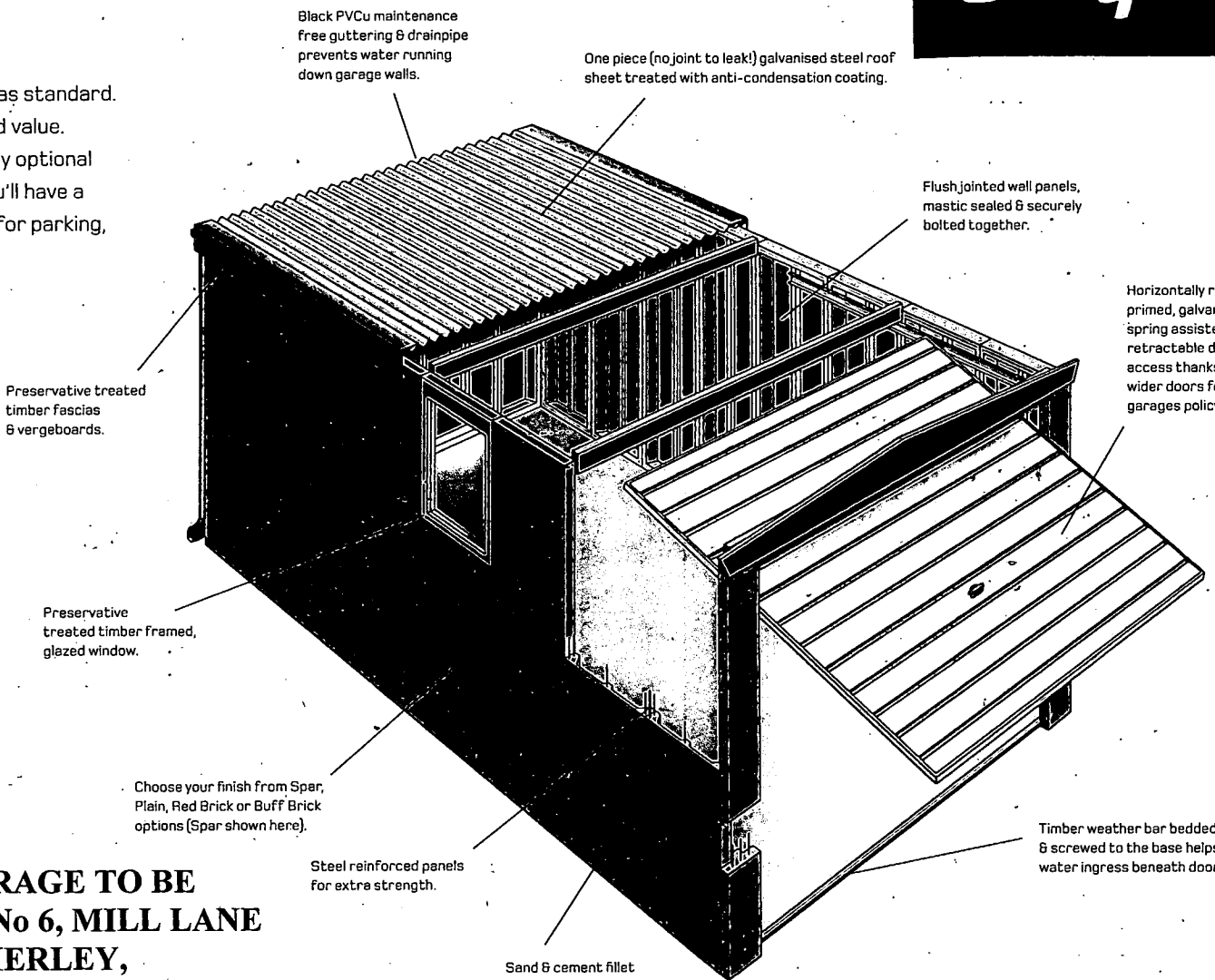

DEVELOPMENT SERVICES
14 MAY 2008
RECEIVED

PROPOSED NEW GARAGE TO BE ERECTED ON PLOT No 6, MILL LANE GARAGE SITE, WITHERLEY, Nr ATHERSTONE, FOR : J. LUNN Esq. 2, CHURCH ROAD, WITHERLEY.

Flat Range

50 YEARS 1958-2008

Compton

Base information

The better the base, the better your building will be.

Your base must be STRONG, SQUARE, LEVEL and FLAT. We cannot guarantee the performance of your building unless it is.

Positioning

When setting out your base, think about its position. Don't position it too close to obstacles such as nearby buildings & fences, remember that an open up & over door projects up to 1.27m (4'2") in front of a building. The installer will need some access around each side of the base in order to install the building correctly. Remember to look up and check that the building's gutters won't overhang adjacent properties and check that there are no tree branches that will prevent installation of the building.

Strength

You need a concrete base for your garage. It must be strong enough not to sink or crack over the years. We will not build on tarmac, paving slabs, blocks or gravel.

We would recommend thickening the edges of the slab (that's where the weight of the building sits), and probably putting in a damp proof membrane (polythene sheet) and steel reinforcement, as necessary.

The thickness of your base depends on local soil conditions and if anything is already in place (e.g. an old garage base). As a guide we suggest around 100mm (4") thick concrete onto a similar level of hardcore, but please talk to your local agent or an experienced builder for advice as the base Compton build on is the customer's responsibility.

Square

Your base must be square and at least 150mm (6") longer and wider than the garage. "Square" means that all four corners must be at right angles (90°). The garage fits fine on this base with about 75mm (3") all the way round.

If your base isn't square, your garage may not fit.

To check if your base is square, make sure that the long sides are the same length and the short sides are the same length, then measure across the diagonal. If the distance between A and C is the same as between B and D, then the base is square.

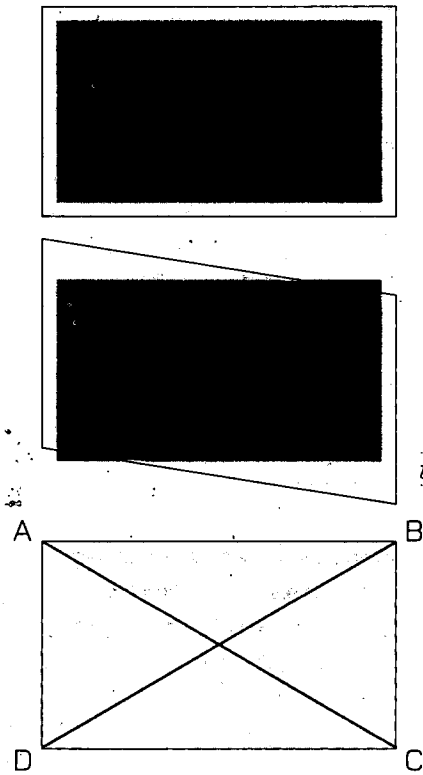

DEVELOPMENT SERVICES
14 MAY 2008
RECEIVED

Key Base Garage Note: All drawings are exaggerated to make explanation easier.

Please ensure that whoever is building your base reads this sheet before starting.

Level

Your concrete base must be LEVEL from front to back and side to side.

It is easier to explain why the base must be level by showing what happens if it isn't.

If the base slopes towards the front, it may be possible to pack up the concrete panels a little, but

(1) it will be difficult to seal the panels to the base
(2) the roof will not fit as well as it should
(3) there will be a large gap under the door

If the base slopes to the back it will still be hard to seal. The roof will not fit as well as it should. Puddles will form at the back from water off your car or rain blown under the door and you won't be able to get the water out.

If the base slopes from side to side, e.g. left to right, there will be problems sealing the end wall of the garage and fixing the roof, and the door will not fit evenly at the bottom when it shuts.

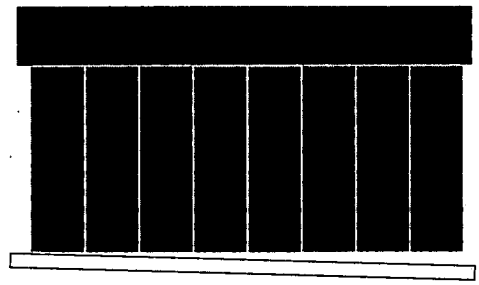

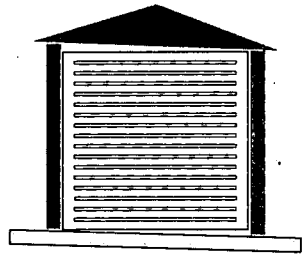



Flat

The base must be FLAT - if it has bumps in it the panels won't join up properly or the roof won't fit.

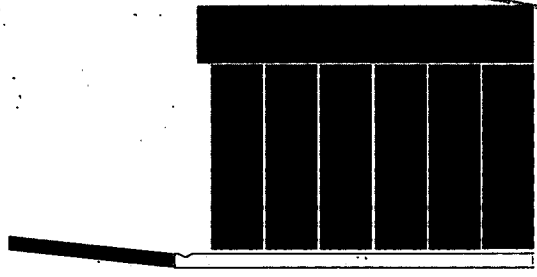

General

The ground surrounding the base should be lower than the base. If not, water will lay on the base and break through the sand and cement fillet and leak into your building. We cannot guarantee our fillet unless the base stands out of the ground, we suggest by 25mm (1").

We do not recommend that the base is positioned next to a wall unless adequate drainage is in place to prevent water trapping between wall and building.

If the driveway slopes down towards the front of your building, you must put in a gulley to take any surface water away. Although we put a hardwood timber weather bar behind the door, this is not designed to stop water flooding into the garage from a raised driveway. We cannot guarantee the performance of your building unless a gulley has been fitted.

If we are unable to install the building on your base, we will levy an abortive visit charge of up to £175 and ask you to correct your base before your installation can be reprogrammed.

The better your base, the better your building will be.

For more information please talk to your local agent who can usually arrange a base laying service. Alternatively, contact Compton Customer Services directly by calling

01295 771715

Alternatively you can fax 01295 771728 or email sales@compton-buildings.co.uk

DEVELOPMENT SERVICES
14 MAY 2008
RECEIVED

DEVELOPMENT SERVICES
14 MAY 2008
RECEIVED

RECEIVED
14 MAY 2008
DEVELOPMENT SERVICES



MENT
ES
2003
VED