DCPLAN

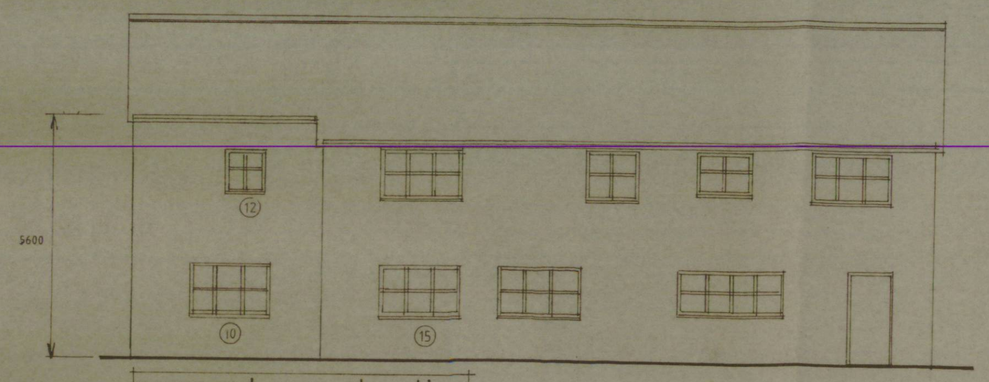

proposed rear elevation

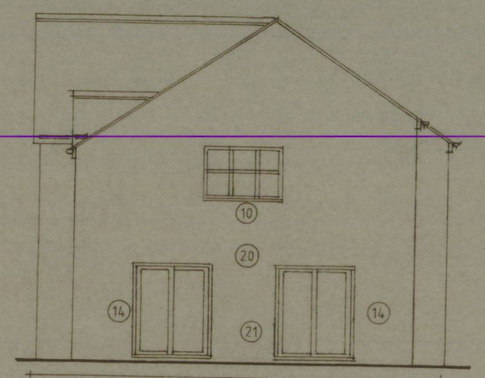

proposed east side elevation

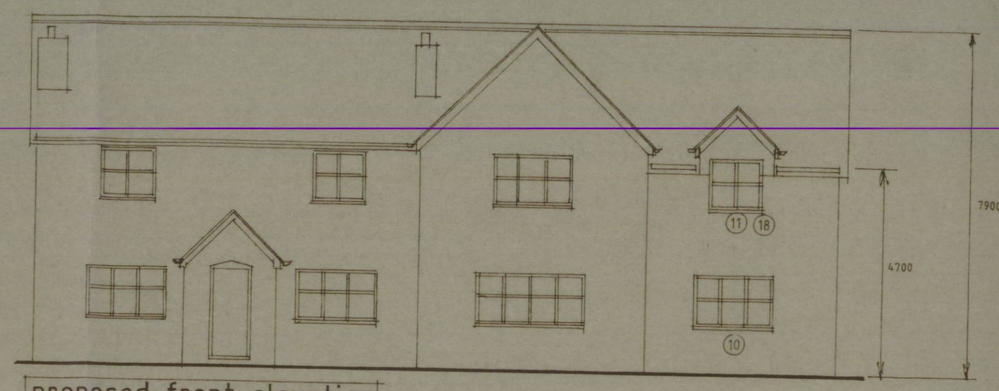

proposed front elevation

Planning Note
render and stucco to walls to match existing roof tiles to match existing, samples to be deposited with and approved by Hinckley and Bosworth Planning Department, prior to ordering of materials



existing rear elevation

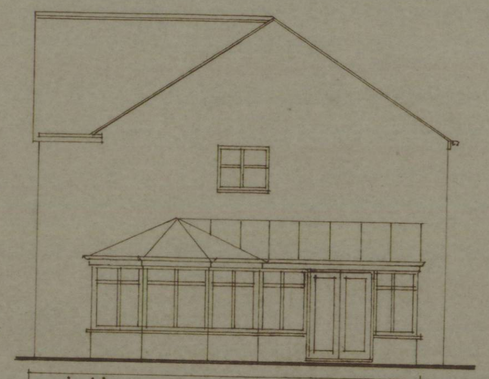

existing east side elevation



existing front elevation

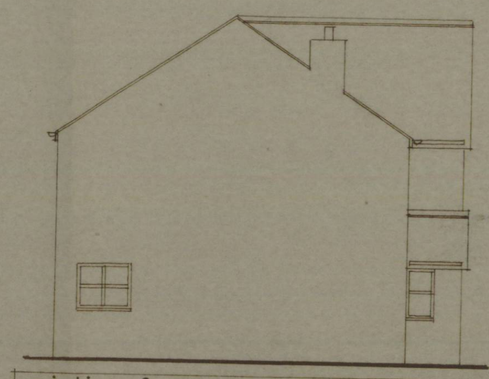

existing & proposed west side elevation

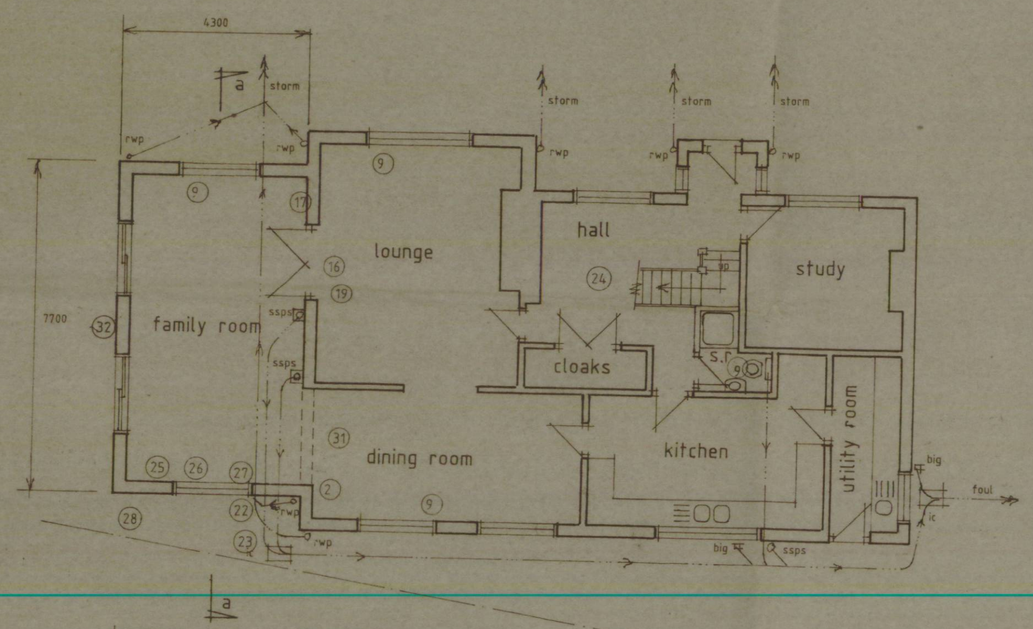

proposed ground floor plan

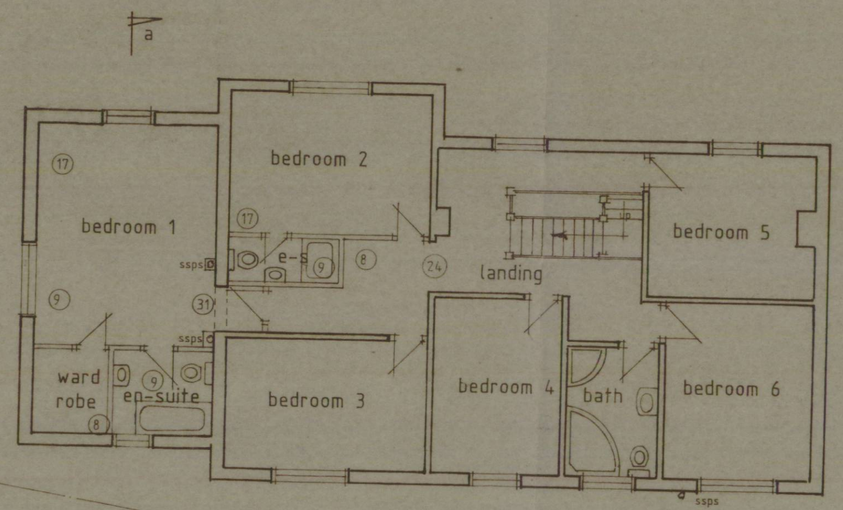

proposed first floor plan

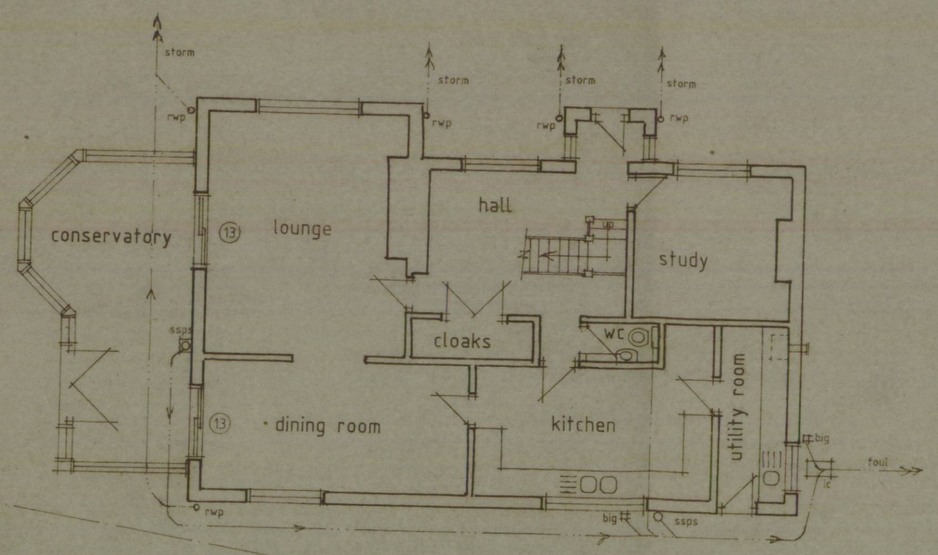

existing ground floor plan

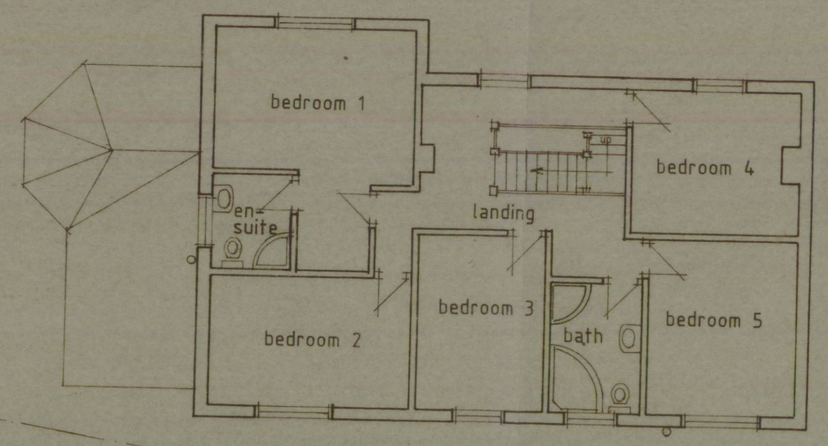

existing first floor plan

Important Note!
This drawing must be read in conjunction with Specification Sheets HP3471/d/2 - HP3471/d/7 inclusive, also 1:500 & 1:1250 OS Sitemaps.

Building Plan Services
87 Lothair Road
Aylestone Park
Leicester, LE2 7QE
t: 0116 244 0150
f: 0870 389 0833
e: admin@bpsleicester.co.uk

IF IN DOUBT, ASK!

ALL DIMENSIONS TO BE SITE CHECKED BY BUILDING CONTRACTOR PRIOR TO COMMENCEMENT OR ORDERING OF MATERIALS. **DO NOT SCALE**

ALL WORKS TO BE EXECUTED TO THE SATISFACTION OF THE LOCAL AUTHORITY AND TO COMPLY WITH ALL CURRENT BUILDING REGULATIONS PLANNING REQUIREMENTS BRITISH STANDARDS AND CODES OF PRACTICE.

BUILDING CONTRACTOR TO ENSURE THAT WORK IS ONLY UNDERTAKEN IN ACCORDANCE WITH THE OFFICIALLY **APPROVED** PLANS.

WHERE EXISTING DRAIN RUNS ARE SHOWN THESE ARE ASSUMED ONLY. BUILDING CONTRACTOR TO ASCERTAIN ACTUAL POSITION AND FLOW DIRECTION PRIOR TO COMMENCEMENT.

ELECTRICAL AND HEATING INSTALLATIONS ARE NOT SHOWN UNLESS SPECIFICALLY REQUESTED BY CLIENT.

CLIENT TO CHECK THAT THE PROPOSALS DO NOT CONFLICT WITH ANY RESTRICTIVE COVENANTS WHICH MAY BE IN THE TITLE DEEDS.

NO PART OF THE PROPOSAL INCLUDING FOUNDATIONS SHOULD ENCROACH BEYOND ANY BOUNDARY UNLESS THE PRIOR WRITTEN CONSENT OF THE OWNER OF THE ADJOINING PROPERTY HAS BEEN OBTAINED.

ALL DIMENSIONS IN MILLIMETRES

No	Date	Revisions

Client
Mr & Mrs D Joyce

Job Title
Proposed two storey extension and internal alterations to dwelling at "Welton Lodge", Hunts Lane, Desford. Leics. LE9 9LJ

Drawing Title
layout and detail drawing

Scale
1:100 & 1:50

Drawn by RJF/CS
Date August 2011

Drg. No HP3471/a/1
Rev.

© Copyright - Building Plan Services