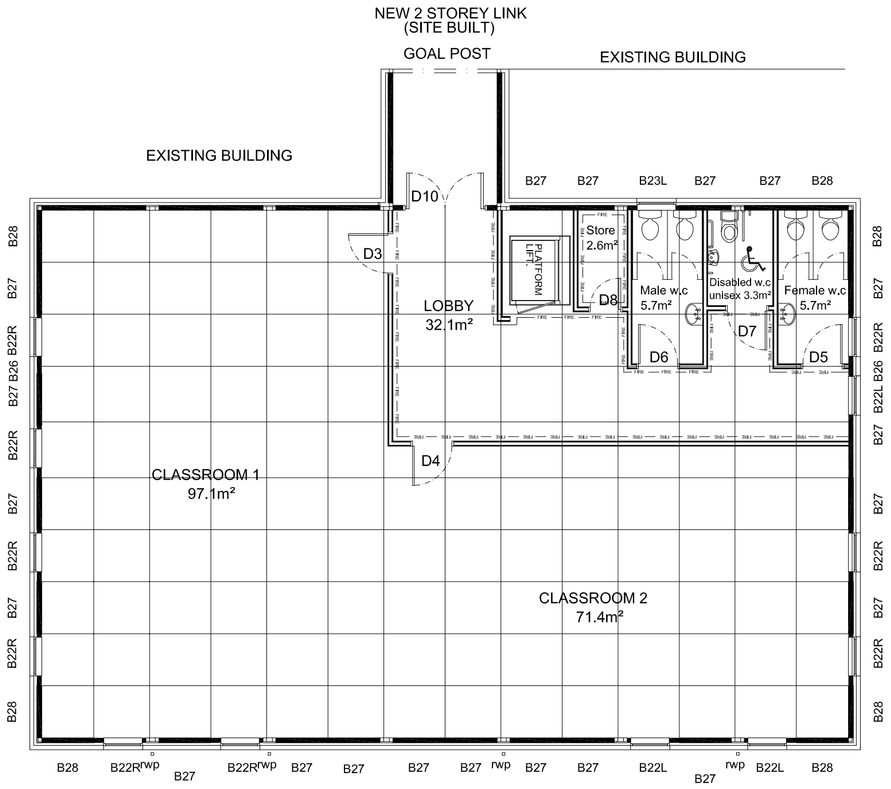

FIRST FLOOR
1/2 HOUR FIRE RATED



GROUND FLOOR
1 HOUR FIRE RATED

0 1 2 3 4 5M

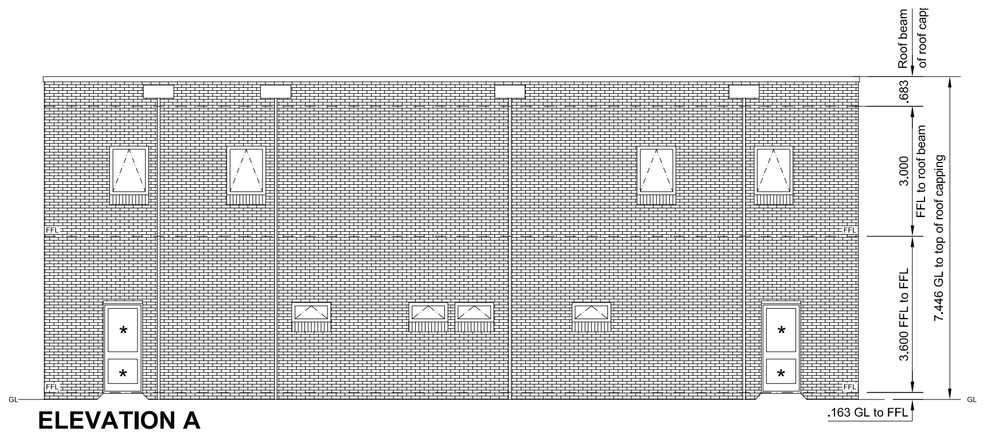

ELEVATION A

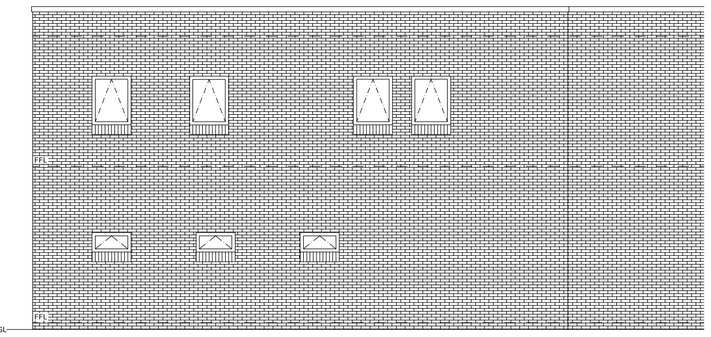

ELEVATION B

Ramp required to level
with existing building.
(75mm difference)

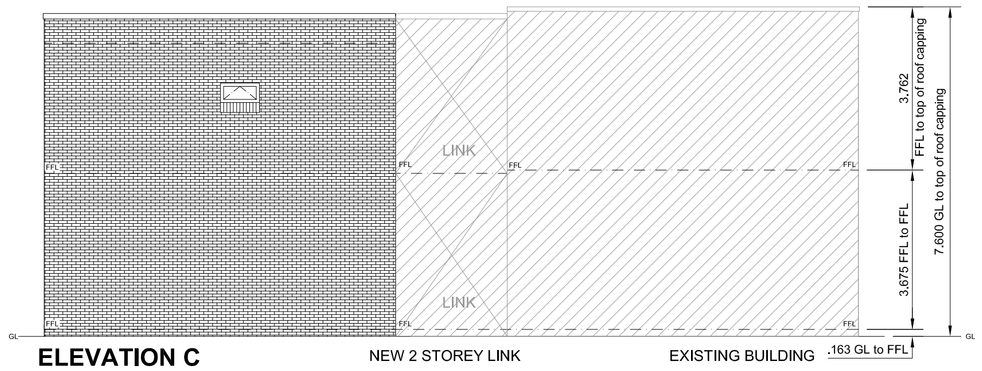

ELEVATION C

NEW 2 STOREY LINK EXISTING BUILDING

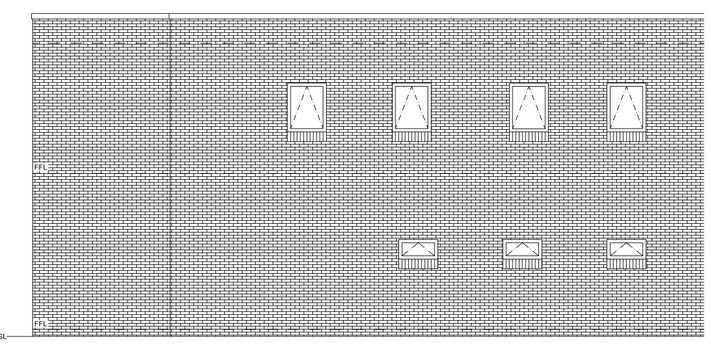

ELEVATION D

DOOR SCHEDULE:

no.	single	double	width	llt	scd	dc	ml	cms	pp	ph	kp	ib	ee	pl	Special Items
			EXTERNAL												
ED1	2xGG		914	1		1							1	1	Aluminium Doors and Frame
ED2	2xGG		914	1		1							1	1	Aluminium Doors and Frame
			TOTAL	2		2							2	2	

no.	single	double	width	llt	scd	dc	mls		pp	ph	kp	ib	ee	pl	*ee*	ga	gwpa	sb	fd30	fd30s	bc	pr	acd
			INTERNAL																				
D1	Flush		926		1	1	1		1		2									1			
D2	Flush		926		1	1	1		1		2									1			
D3	Glazed		926		1	1	1		1		2						2			1			1
D4	Glazed		926		1	1	1		1		2						2			1			1
D5	Flush		926		1	1			1	1	2									1			
D6	Flush		926		1	1			1	1	2									1			
D7	Flush		926		1				1	1	2	1								1	1	1	
D8	Flush		926		1	1	1		1		2									1			
D9		Glazed	914/914		1	1			2	2	4				2		2			1			1
D10		Glazed	914/914		1	1			2	2	4				2		2			1			1
			TOTAL		10	9	5		12	7	24	1			4		8			10	1	1	2

ALL INTERNAL DOORS ARE TO BE SOILD CORE KOTO FINISH

ROOF ZONE	0.500
FFL TO ROOF BEAM (FIRST FLOOR)	3.000
INTERMEDIATE FLOOR ZONE	0.600
FFL TO FLOOR BEAM (GROUND FLOOR)	3.000
TOP OF PIERS TO FFL	0.163
GROUND LEVEL TO TOP OF PIERS	0.200
FLOOR LOADING (FIRST FLOOR)	3.50 kN/M²
FLOOR LOADING (GROUND FLOOR)	5.00 kN/M²
FFL TO SUSPENDED CEILING (FIRST FLOOR)	2.650
FFL TO SUSPENDED CEILING (GROUND FLOOR)	2.650
GRP PERIMETER SKIRT TO ENCLOSE FOUNDATIONS	

EXTERNAL FINISH TO BUILDING:

CLADDING AND COVERBOARDS	:-	102mm SINGLE SKIN BRICKWORK COLOUR - T.B.A.
WINDOWS	:-	ALUMINIUM FRAMES - POWDER COATED COLOUR - T.B.A.
DOORS	:-	POWDER COATED - COLOUR - T.B.A.
BARGEBOARDS, SOFFITS, FASCIAS	:-	T.B.A.
GUTTERS AND DOWNPIPES	:-	Upvc - COLOUR: BLACK

THIS BUILDING IS DESIGNATED AS A PLACE OF ASSEMBLY.
GROUND FLOOR TO BE ONE HOUR FIRE-RATED STRUCTURE.
FIRST FLOOR TO BE HALF HOUR FIRE-RATED STRUCTURE.

DOOR SCHEDULE:

LLT	LOW LEVEL THRESHOLD
SCD	SOLID CORE DOOR
DC	DOOR CLOSER
ML	MORTICE LOCK
LL	MORTICE LEVER LATCH
CMS	CYLINDER MORTICE SASH LOCK WITH THUMB TURN
PP	PUSH PLATE
PH	PULL HANDLE
KP	KICK PLATE
IB	INDICATOR BOLT
HOD	HOLD OPEN DEVICE
EE	'EMERGENCY EXIT' SIGN AND 'PUSH BAR TO OPEN' SIGN (BS5499)
PL	PANIC LATCH/BOLT
EE	'TO EMERGENCY EXIT' SIGN (BS5499)
GA	ANNEALED GLASS APERTURES 760 x 150 AND 450 x 150 IN ACCORDANCE WITH A.D.'M' OF CURRENT BUILDING REGULATIONS.
GWPA	GWP GLAZED APERTURES 760 x 150 AND 450 x 150 IN ACCORDANCE WITH A.D.'M' OF CURRENT BUILDING REGULATIONS.
SB	SHOOT BOLTS
FD30	HALF HOUR FIRECHECK DOOR WITH INTUMESCENT STRIPS.
FD30S	HALF HOUR FIRECHECK DOOR WITH INTUMESCENT STRIPS AND SMOKE SEALS.
ACD	ACOUSTIC DOOR SET - SOLID CORE DOOR WITH ACOUSTIC SEALS.
BC	BALL CATCH
PR	PULL RAIL

LEGEND:

T28	WIND BRACED WALL PANELS
RWP	RAIN WATER PIPES
*	TOUGHENED SAFETY GLASS TO A.D. 'N' OF CURRENT BUILDING REGULATIONS.
GWP	GEORGIAN WIRED PLATE GLASS 3RD LAYER - SECONDARY GLAZING
MV	MECHANICAL VENTILATION TO THIS AREA
AC	AIR CONDITIONING TO THIS AREA

DISABLED TOILET FACILITY IN COMPLIANCE WITH A.D. 'M' OF CURRENT BUILDING REGULATIONS.

DO NOT SCALE. IF IN DOUBT - ASK !!

THIS DRAWING ALONE IS NOT SUFFICIENT FOR PLANNING APPLICATION PURPOSES, EXCEPT WHERE SHOWN NO ALTERATIONS HAVE BEEN MADE TO THE STANDARD CONSTRUCTION FOR THE PURPOSES OF FIRE RESISTANCE, THE BUILDING STRUCTURE IS DESIGNED IN ACCORDANCE WITH BS6399 PART 2 1997.
INSULATION TO WALLS, FLOORS AND ROOFS COMPLIES WITH HEAT LOSS REQUIREMENTS OF APPROVED DOCUMENT 'L' OF CURRENT BUILDING REGULATIONS, (1st APRIL 2006)

GROUNDWORKS:

FOUNDATIONS	
DRAINAGE	TERRAPIN Ltd.
ACCESS	TERRAPIN Ltd.
INCOMING SERVICES	TERRAPIN Ltd.
EXTERNAL WORKS	TERRAPIN Ltd.
	TERRAPIN Ltd.

PARTITIONING.
SHOWN THUS ▬▬ TO BE 70mm GALVANISED METAL STUDS AT 600 CENTRES WITH TWO LAYERS OF 12.5mm WALLBOARD EACH SIDE WITH TAPE AND FILLED JOINTS , CAVITIES FILLED WITH 60mm MINERAL WOOL QUILT WITH ACOUSTIC SEALED JOINTS AND PERIMETER.
TO GIVE 50dB RATING.
OVERALL THICKNESS :- **122mm** FULL HEIGHT TO ROOF DECKING. (MAX 4600mm)

SHOWN THUS ——FIRE——FIRE——INDICATES ALL JOINTS AND PERIMETER FILLED TO GIVE FIRE RATING. FULL HEIGHT TO ROOF DECKING.

BRICK CAVITY BARRIERS TO TOP OF ALL EXTERNAL WALLS

DOORS:
REFER TO DOOR SCHEDULE:

WINDOWS:
ALUMINIUM FRAMES POWDER COATED DOUBLE GLAZED THERMALLY BROKEN SEALED UNITS .
ALL OPENING WINDOWS FITTED WITH **10875mm²** OVER GLASS TRICKLE VENTILATORS. LOCKABLE FASTENERS. RESTRICTOR STAYS.

CEILING:
GROUND FLOOR-
1HR FIRE RATEDSUSPENDED CEILING CONSISTING OF:
X2 1'2.5MM FIRELINE (FLUSH BELOW MATRIX BEAMS)
MF7 SUPPORT CTS @1200MM
(BRITISH GYPSUM)
& x1 LAYER OF 12.5MM PLASTERBOARD CEILING, BELOW 325MM VOID.
COLOUR WHITE PVC VINYL.

FIRST FLOOR-
1/2 HOUR FIRE PROTECTED
x1 12.5MM PLASTERBOARDCEILING.
COLOUR WHITE PVC VINYL

FIRE BARRIERS: (SITE FITTED)
CEILING / ROOF ZONE AT 20 Metres x 20 Metres MAXIMUM CENTRES.

INTERMEDIATE FLOOR ZONE FULL WIDTH AND LENGTH OF BUILDING, AT 10 Metres MAXIMUM CENTRES.
REFER TO DRAWING No. U3.27.106 FOR DETAILS.

FLOOR FINISH.
VINYL NON SLIP TO TOILETS, LOBBY, STORES AND MAIN HALL
HEAVY DUTY CARPET TILES TO CLASSROOMS

INTERNAL FINISH.
ALL WALLS TO BE VINYL EMULSION.

THREE COURSE CERAMIC TILED SPLASHBACK TO ALL SINK UNITS AND WORKTOPS.

BASINS TO BE FITTED TO LAMINATE ENCASED BACKBOARDS.

THE PLUMBING SYSTEM TO BE DESIGNED IN ACCORDANCE WITH **BSEN 12056-2:2000. GRAVITY DRAINAGE SYSTEMS INSIDE BUILDINGS. SANITARY PIPEWORK, LAYOUT AND CALCULATION.**

EXACT FLOOR LEVELS OF EXISTING BUILDING NEED TO BE ASCERTAINED FOR LINK WAY TO WORK WITH TERRAPIN BUILDING.

FLOORS LEVELS SHOWN SUBJECT TO CHANGE.

Rev.	Date	By	
J	20.07.09	SCL	Scale bar & north point added.
H	10.07.09	SCL	2 storey link & elevations corrected. FFL dims added. Notes added for ramp required-difference in flr levels.
G	22.06.09	CE	Door schedule updated
F	16.06.09	SCL	Platform lift & unisex disabled w.c. added. X1 w.c & w.h.b. removed from both male & female w.c. Areas adjusted. Window B23L (rear of female w.c.) removed. Door D7 & D8 added, door schedule updated. B26 panel size & columns added. Height of building zones updated. (Checked by CE 17.06.09)
E	17.02.09	GB	VARIOUS AMENDMENTS MADE TO ENSURE UNIT TIES IN WITH EXISTING BUILDING
D	03.02.09	RI	GROUND FLOOR UNITS REVISED TO 9.6 + 2.4. STORES REVISED TO SUIT.
C	21.01.09	GB	INTERNAL LAYOUT TO FIRST FLOOR RE-DESIGNED.
B	14.01.09	CE	LIFT REMOVED, STORE AREA CHANGED
A	15.08.08	KL	CLASSROOM ADDED.

Client
HASTINGS HIGH SCHOOL

Job Title
CLASSROOM BLOCK

Drawing Title
FLOOR PLANS AND ELEVATIONS

IntelligentSpace® Terrapin
© United Kingdom Terrapin Limited- Bond Avenue, Bletchley, Milton Keynes, MK1 1JJ
Tel: (01908) 270 900 Fax: (01908) 270 052

Checked By GTM | Check Date 13/06/08
Scale 1:100 @A1 | Date 13/06/08
Drawn By KL | CAD File 80773-U3B-GP-002_J
Enquiry No. 80773 | Contract No.

NO CHANGES TO BE MADE AT CONSTRUCTION STAGE WITHOUT CHECKING WITH THE DESIGN DEPARTMENT!

Drwg. No. 80773-U3B-GP-002 Rev J