oor Plan

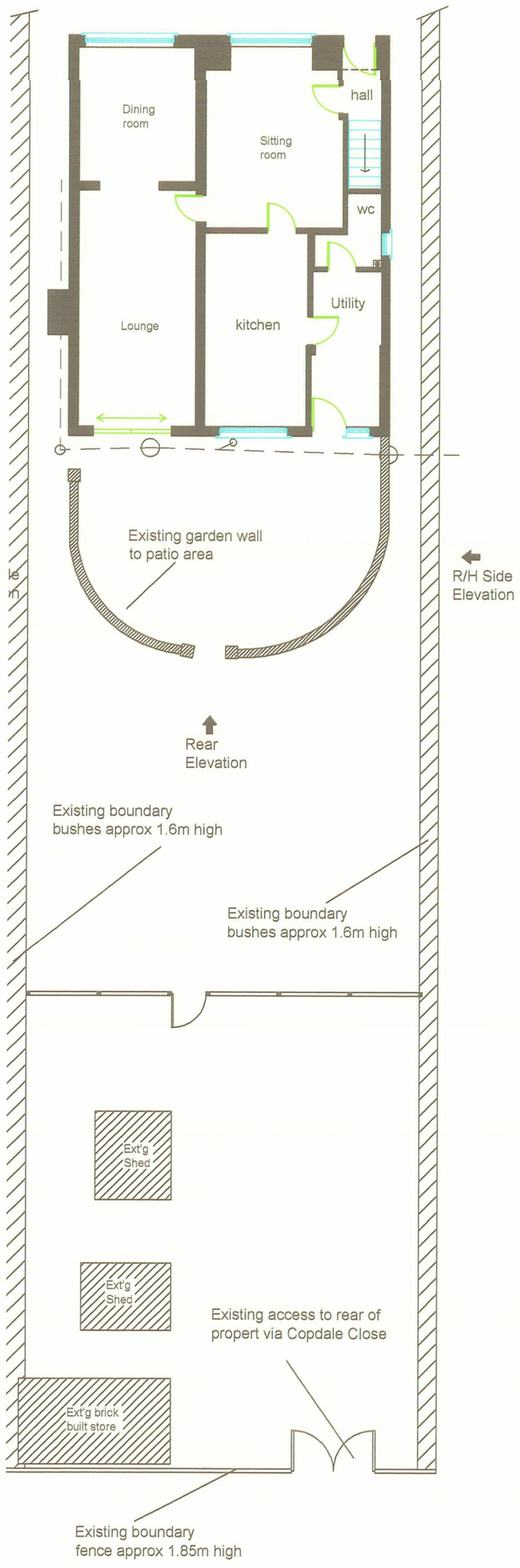


Proposed Ground Floor Plan

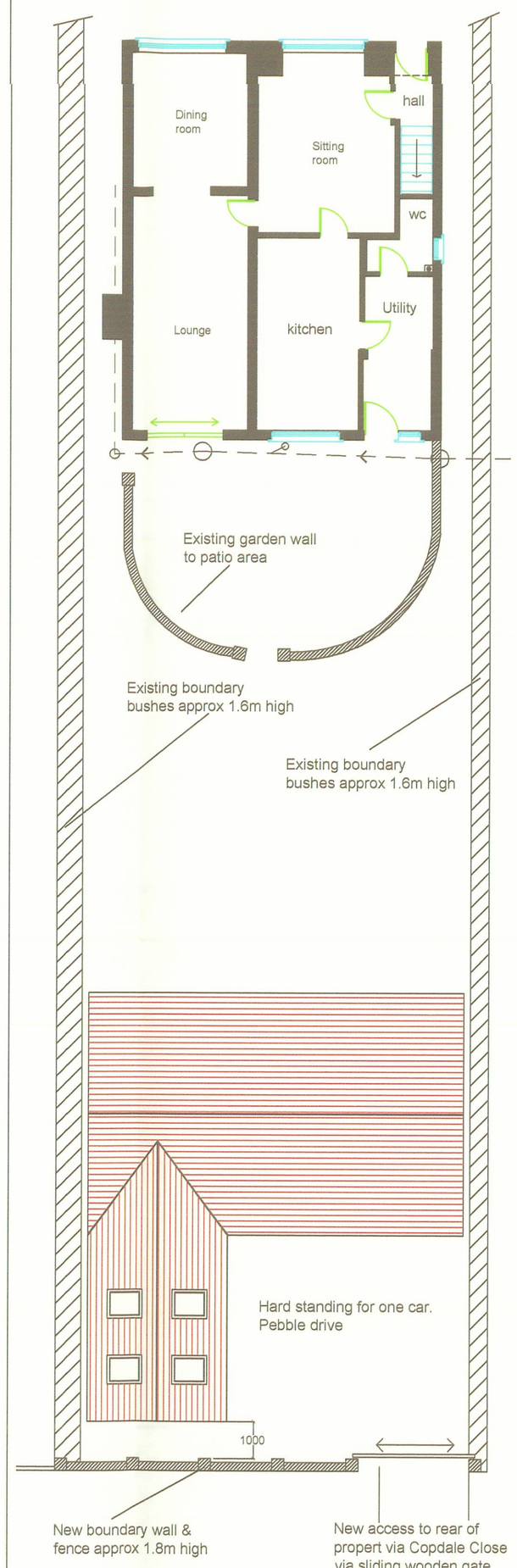


Existing First Floor Plan

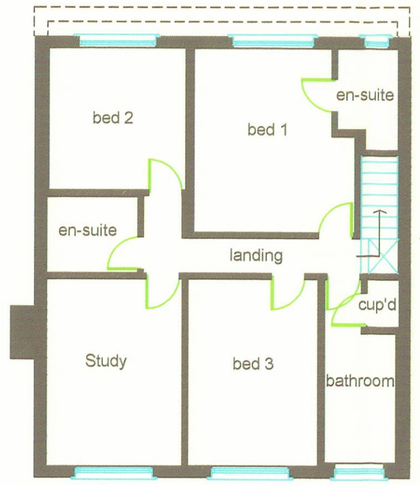


Proposed First Floor Plan

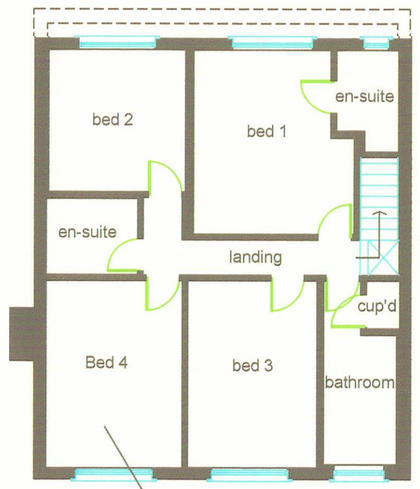


Materials

Facing bricks to match existing bricks as close as possible

Roof tiles to match existing to main house roof based on maximum 30° pitch

Colour od tiles to match existing dwelling roof as close as possible

Windows & doors to be White UPVC to match existing as drawn

Guttering to match existing colour white

Garage doors as per clients requirements (Roller shutter)

Velux roof lights to be 1180 x780 x 4 off

Notes

The outbuidings to be removed and the new garage / study is to be built in replacement. The new building should be set back a minimum of 1 meter from the new wall.

All building works once started should maintain a clean and tidy area and should not encroach on neighbouring land and or boundaries including any scaffolding. The site should be left tidy each day and free from debris and obstruction.

Any conditions enforced by the local authority must be carried out unless otherwise agreed in writing by the local authority. No work should commence until planning permission is received and building regulations are in place.

Existing L/H side elevation




Proposed L/H side elevation




Existing rear elevation



Proposed rear elevation

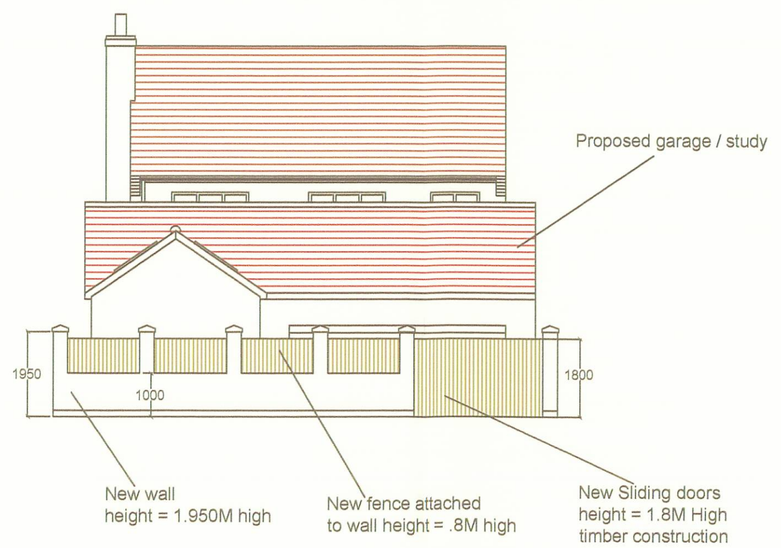


**Additional works - Amendments**

Date:-

Amendment:-

Person who made changes:-

Other comments:-

DEVELOPMENT SERVICES
5 MAR 2009
RECEIVED

Key
Dimensions with symbol ( ) = they may change due to site conditions.

Dimensions with this symbol * mean this measurement must be no less than stated.

All bricks to match existing where possible.

All the dimensions must be checked prior to the contractor starting on site. Please note that the dimensions on the drawing may change due to the manufacturing processes and suppliers.

Dimensions may change when old structures are removed.

Windows to be UPVC White , to match existing where possible, supplier at clients discretion.

This drawing is for planning purposes only. All sizes should be finalised on site by the nominated contractor at the clients discretion.

No guttering, eaves or any any part of the building is to overhang past the neighbouring property at the boundary fence. The building is to be solely independant of any other dwelling. If the building is built different to what is designed then we must be informed so not to be in breach of any planning approval as to what building has been approved and changed/amended as to what is on record with the Local Authority.

No building work should commence until the planning permission has been granted. This drawing is copy right and should not be used for tender without the consent of the client and A R I DESIGN Ltd.

Notes

Legal Covenants and any restrictions on development are the responsibility of the owner.Please note that ARI Design Ltd does not accept any liability for breach of covenant or Party Wall issues. And stress that no works should commence until the relevant Local Authority approvals have been obtained. Failure to comply to this rule will result in the breach of contract/agreement and the client/contractor proceed at there own risk.

Any conditions laid out by the local authority must be carried out in full unless the client/contractor has a written agreement from the local authority to change the scheme. In receipt of these drawings you are entering into the copyright act and the acts implied rules. In acceptance of this drawing you are accepting the policies set out by ARI Design Ltd and agree to abide by the policies in place. ARI Design ltd have the right to change the policies in place and withdraw the drawings should the company feel the need to do so.

Your staturory rights have not been affected in entereing into the policies and agreement laid out by the company. And ARI Design Ltd are full memebers of the Data Protection Act. No copies of this drawings may be issued without the consent of the client and the company.

A R I DESIGN Ltd
17-19 Wood Street, Hinckley, Leics, LE10 1JQ.
Tel: 0845 230 5344 Fax: 0845 230 5453
E-Mail: sales@ariidesign.co.uk Web: www.ariidesign.co.uk

This drawing is the sole property of A R I DESIGN LTD. It must not be copied (in whole or part), or otherwise diclosed, submitted, tendered or used for construction without written consent. Any copies of this drawing made by any method may result in further action. All copies must include a copy of this legend.

A R I DESIGN Ltd

Client Details: proposed double garage & study for: Mr & Mrs Kendall, 33 Barton Road, Barlestone, Nr Nuneaton, Warks, CV10 0ER.

| DRAWING NO. | DATE | SCALE |
|---|---|---|
| D/1352/1/PD ① 2 3 4 | Feb 09 | 1:100 A1 |
| | Drawn By: A.Ibbitson | |